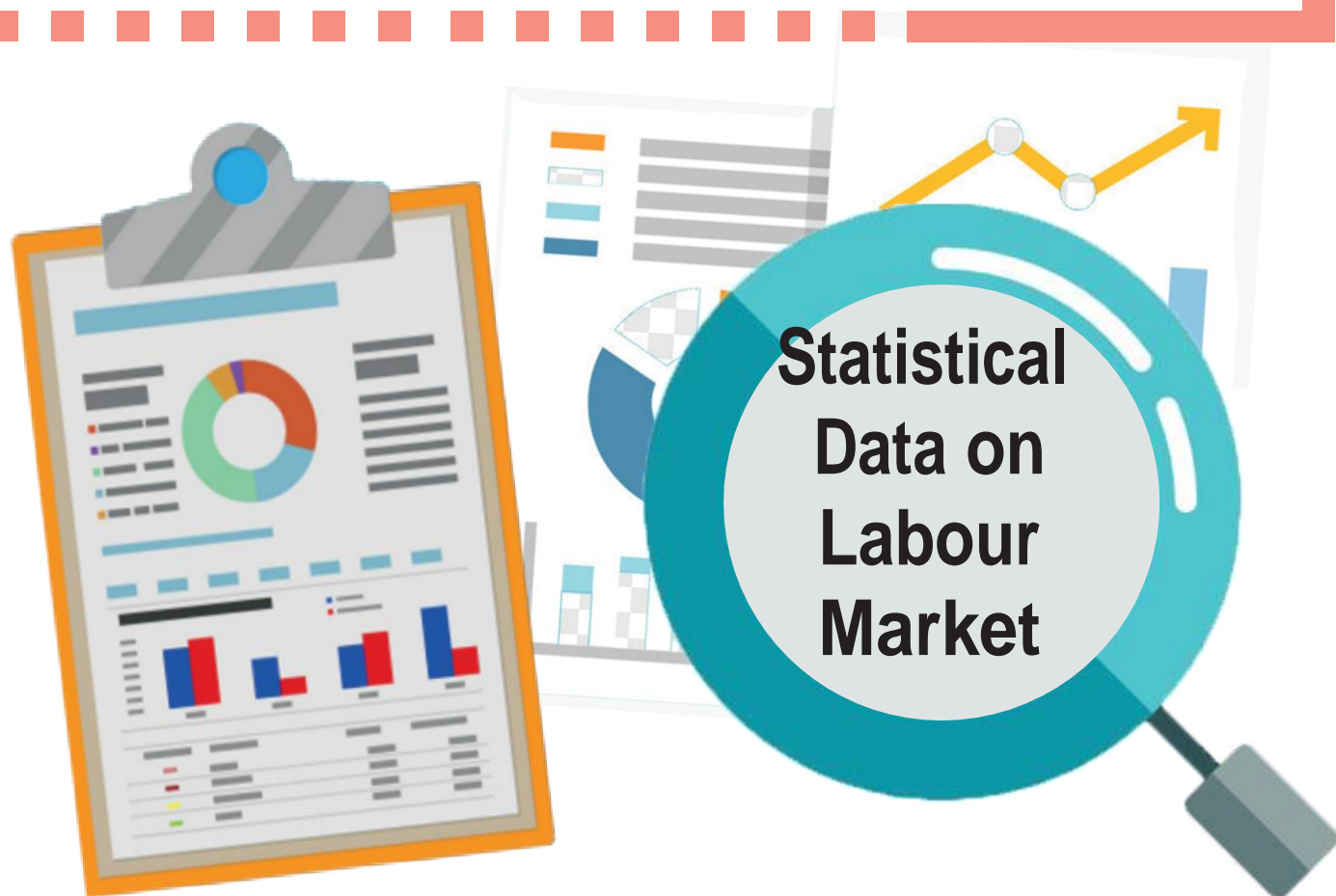


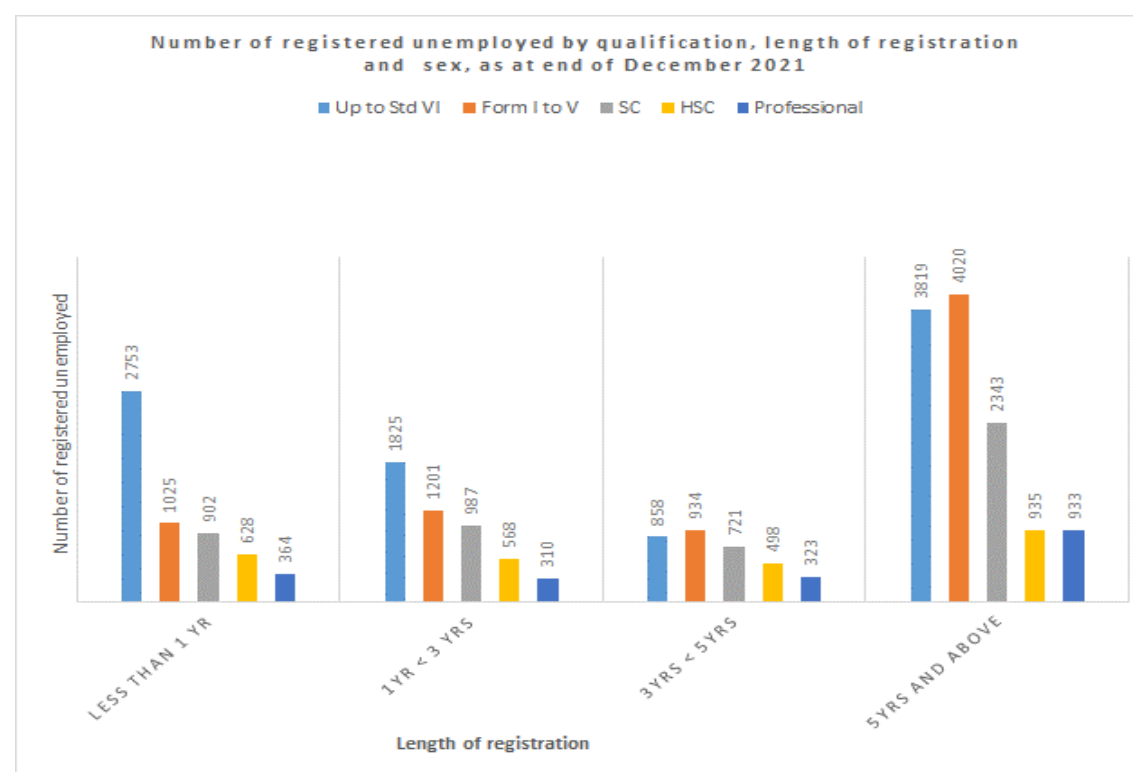
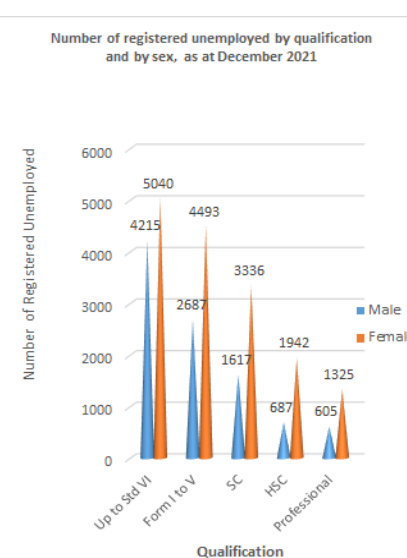
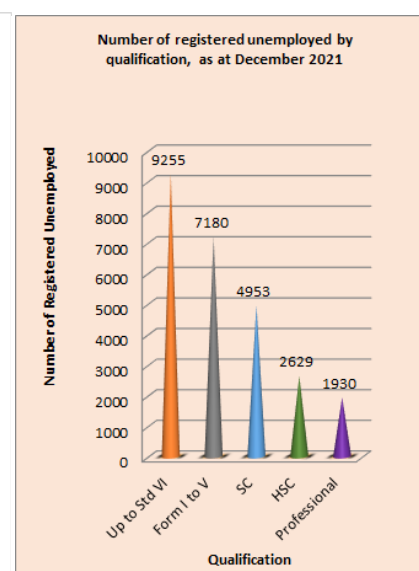
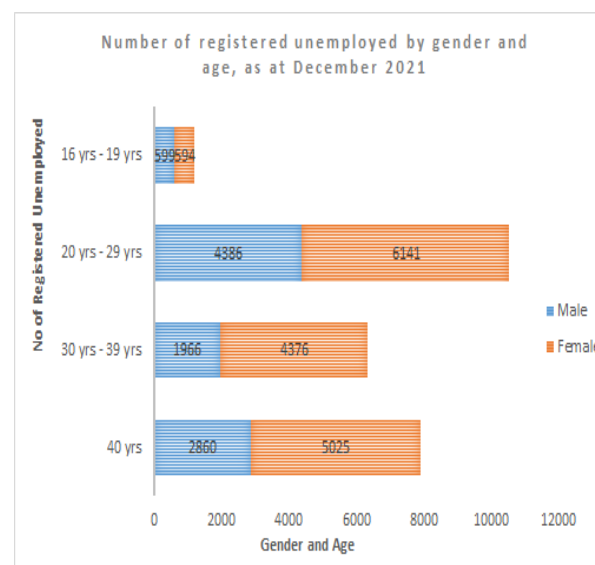
EMPLOYMENT SERVICE  
MONTHLY BULLETIN  
December 2021



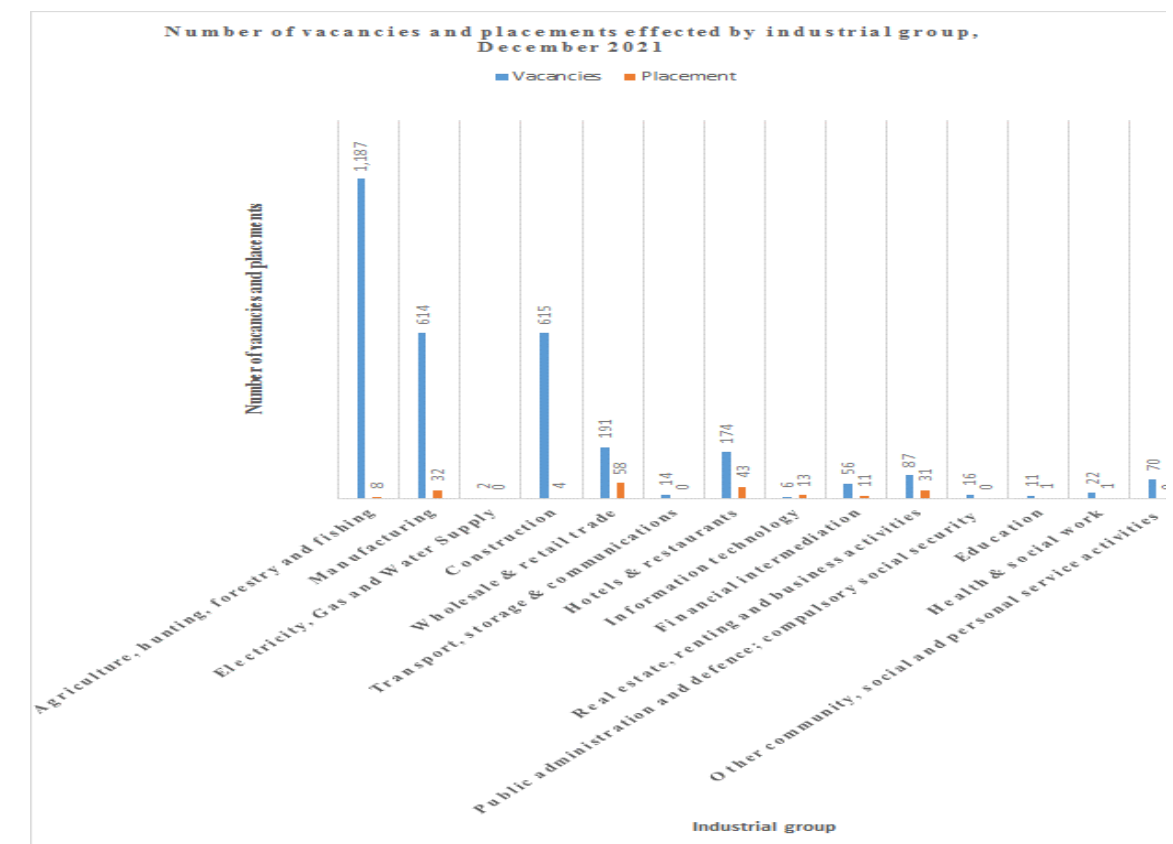
45, 672 jobseekers seeking employment including (25, 947) as unemployed or a better job (19, 725) as at end of December 2021



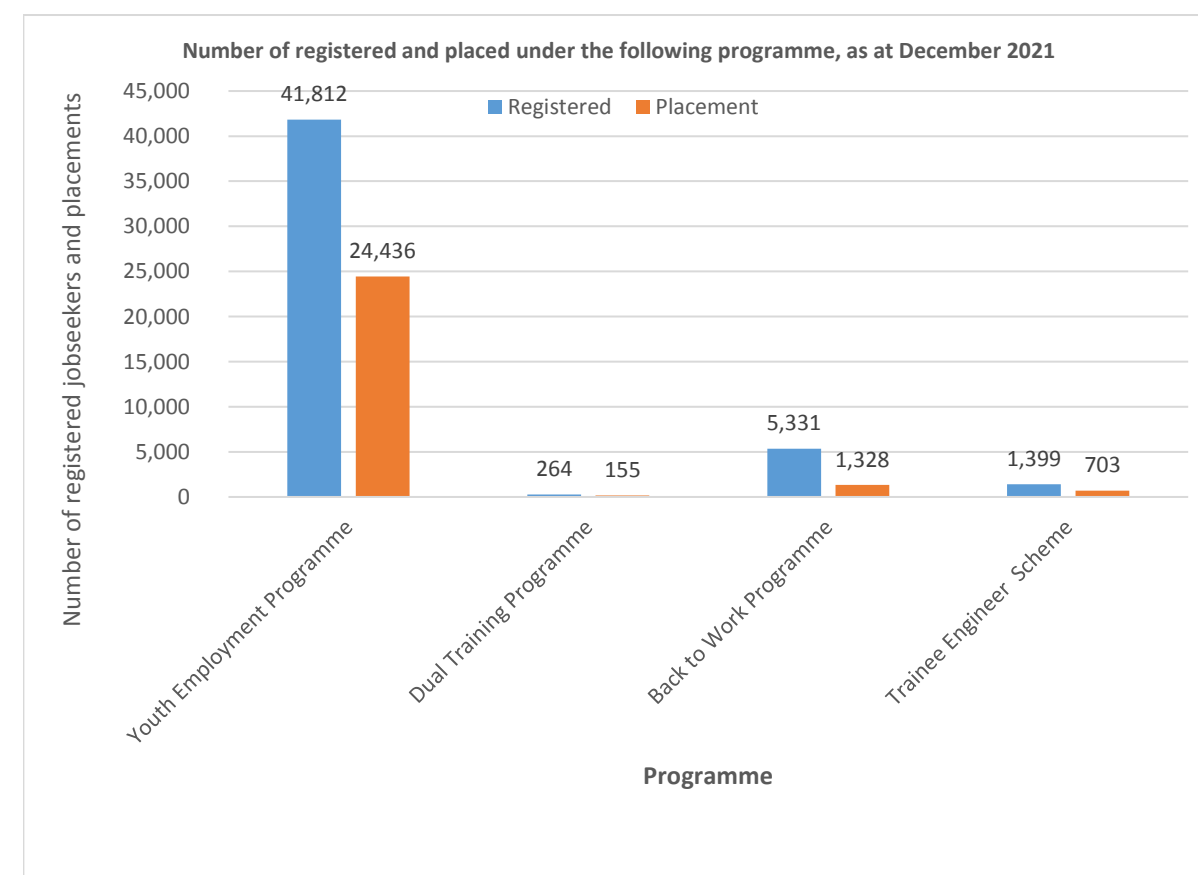
## Profiling of unemployed jobseekers




## Vacancies & Placement – Industrial Group



## Training Programmes





Please Open To View

# Employment Service Monthly Bulletin - December 2021

## CONTENTS

	Page
<b>Fact Sheet on Labour Market Indicators</b>	4 - 5
<b>Section 1 - Registered unemployed in Mauritius</b>	
<b>1. Introduction</b>	6 - 19
<b>2. Registered jobseekers, as at the end of December 2021</b>	6 - 10
Table 1 - Number of registered Unemployed and In Employment jobseekers by sex, as at end of December 2021	6
Table 2 - Registered unemployed jobseekers by age group and sex, as at end of December 2021	7
Table 3 - Registered unemployed jobseekers by qualification and sex, as at end of December 2021	8
<b>3. In employment and seeking another job</b>	10
<b>4. De-registration</b>	10
<b>5. Vacancies</b>	10 - 11
Table 4 - Number of vacancies notified in December 2021	10
Table 4a - Number of vacancies notified by occupation (20 and more) in December 2021	11
<b>6. Workfare Programme</b>	12
Table 5 - Laid off workers registered and redeployed for the month of December 2021	12
<b>7. Magazine de L'Emploi et des Metiers</b>	12
Table 6 - Statistics on Magazine de L'Emploi et des Metiers, as at 31 December 2021	12
<b>8. Website of Employment Service</b>	13
Table 7 - Statistics on the website	13
<b>9. Youth Employment Programme, Dual Training Programme, Back to Work Programme and Overseas Vacancies</b>	13 - 17
<b>10. Job Placement</b>	17 - 18
Table 8 - Type of placements by sex, December 2021	17
<b>11. Work Permits and Certificates of Exemption</b>	18 - 19
Table 9 - Number of registered unemployed by qualification, length of registration, sex & age group, as at end of December 2021	20 - 20a
10 - Number of registered Unemployed and In Employment jobseekers by EIC and sex, as at end of December 2021	21
11 - Change in number of registered unemployed by age group & sex, November 2021 - December 2021	22
12 - Number of registered unemployed by occupational group & sex, as at end of December 2021	22
13 - Number of registered unemployed by district and sex, as at end of December 2021	24
14 - Number of registered unemployed by locality and sex, as at the end of December 2021	24 - 26
15 - Number of registered unemployed with disabilities by nature of disability and sex, as at end of December 2021	27

Table 16	- Number of unemployed new registrants, re-registrants & those who reported for maintaining their registration by Employment Information Centre & sex, December 2021	28
17	- Change in the number of new unemployed registrants by educational attainment & sex, November 2021 - December 2021	29
18	- Number of new unemployed registrants by educational attainment, sex & age group, December 2021	29
19	- Number of new unemployed registrants by occupational group and sex, December 2021	30
20	- Number of In Employment new registrants, re-registrants & those who reported for maintaining their registration by Employment Information Centre & sex, December 2021	30
21	- Number of Unemployed and In Employment jobseekers de-registered by EIC and sex, December 2021	31
22	- Number of vacancies notified in EICs by industrial group and sex, December 2021	32
23	- Number of vacancies notified in the press by industrial group and sex, December 2021	32
24	- Number of vacancies notified in the press and in EICs by industrial group and skill level, December 2021	33
25	- Change in number of vacancies notified in the press and in EICs by industrial group, November 2021 - December 2021	35
26	- Number of placements effected under the Youth Employment Programme by industrial group and sex, December 2021	36
27	- Result of submission of candidates to employers for job placement effected in December 2021	37
28	- Number of placements effected by industrial group, occupation and sex, December 2021	38 - 40

#### **Work Permits and Certificates of Exemption**

Table 29	- Number of new work permits issued by industrial group, occupation and sex, December 2021	42 - 44
30	- Number of work permits renewed by industrial group, occupation and sex, December 2021	45 - 49
31	- Number of new work permits issued and renewed work permits by country of origin and sex, December 2021	50
32	- Number of new and renewed work permits by industrial group and sex, December 2021	52
33	- Number of certificates of exemption issued and renewed by country of origin & sex, December 2021	53
34	- Number of valid work permits and certificates of exemption by industrial group & sex, as at end of December 2021	54
35	- Number of valid work permits and certificates of exemption by country of origin & sex, as at end of December 2021	55 - 56

#### **Section 2 - Registered unemployed in the Island of Rodrigues**

Table 1.1	- Number of registered unemployed and in employment jobseekers by sex, as at end of December 2021	58
1.2	- Number of registered unemployed and in employment by sex and age group, as at end December 2021	58
1.3	- Registered unemployed jobseekers by qualification & sex, as at end of December 2021	59
1.4	- Number of registered unemployed by qualification, length of registration, sex & age group, as at end of December 2021	60 - 61
1.5	- Number of registered unemployed by occupational group & sex, as at end of December 2021	62
1.6	- Number of Unemployed and In Employment new registrants, re-registrants & those who reported for maintaining their registration by sex, December 2021	62
1.7	- Number of registered unemployed with disabilities by nature of disability and sex, as at end of December 2021	63

<b>Glossary</b>		64 - 67
-----------------	--	---------

## FIGURES

Figure 1	- Registered unemployed by educational attainment, as at end of December 2021	23
2	- Number of registered unemployed by age group & sex, as at end of December 2021	23
3	- Number of vacancies by industrial group, December 2021	34
4	- Distribution (%) of vacancies by skill level, December 2021	34
5	- Distribution (%) of new work permits & renewed work permits by country of origin, December 2021	51
6	- Number of new work permits issued & renewed work permits by industrial group, December 2021	51

### Fact Sheet on Labour Market Indicators: Human Resource Development and Training Division

Indicators	Nov-21	Dec-21	Change	% Change
<b>Registered jobseekers</b>	<b>45,827</b>	<b>45,672</b>	<b>-155</b>	<b>0</b>
Male	20,387	20,492	105	1
Female	25,440	25,180	-260	-1
<b>Registered unemployed jobseekers</b>	<b>25,942</b>	<b>25,947</b>	<b>5</b>	<b>0</b>
Male	9,611	9,811	200	2
Female	16,331	16,136	-195	-1
<b>Registered In employment jobseekers</b>	<b>19,885</b>	<b>19,725</b>	<b>-160</b>	<b>-1</b>
Male	10,776	10,681	-95	-1
Female	9,109	9,044	-65	-1
<b>Registered unemployed professional jobseekers</b>	<b>1,956</b>	<b>1,930</b>	<b>-26</b>	<b>-1</b>
Male	618	605	-13	-2
Female	1,338	1,325	-13	-1
<b>Registered unemployed youth jobseekers (16 - 35 years)</b>	<b>15,901</b>	<b>15,643</b>	<b>-258</b>	<b>-2</b>
Male	6,315	6,256	-59	-1
Female	9,586	9,387	-199	-2
<b>Registered new unemployed jobseekers</b>	<b>540</b>	<b>716</b>	<b>176</b>	<b>33</b>
Male	259	424	165	64
Female	281	292	11	4
<b>Registered unemployed jobseekers with disabilities</b>	<b>136</b>	<b>145</b>	<b>9</b>	<b>7</b>
Male	90	98	8	9
Female	46	47	1	2
<b>Vacancies notified or advertised</b>	<b>3,557</b>	<b>3,079</b>	<b>-478</b>	<b>-13</b>
Employment Information Centres	3,190	2,162	-1,028	-32
Press	367	917	1,380	376
<b>Jobseekers referred for vacancies notified</b>	<b>4,837</b>	<b>3,215</b>	<b>-1,622</b>	<b>-34</b>
Male	2,292	1,588	-704	-31
Female	2,545	1,627	-918	-36
<b>Jobseekers placed</b>	<b>449</b>	<b>438</b>	<b>-11</b>	<b>-2</b>
Male	235	219	-16	-7
Female	214	219	5	2

For more information, visit the website of the Employment Division: <https://mauritiusjobs.govmu.org>

### Fact Sheet on Labour Market Indicators: Statistics Mauritius

Indicators	1 <sup>st</sup> Quarter 2021	2 <sup>nd</sup> Quarter 2021
<b>Active Population ( Labour Force)</b>	<b>534,400</b>	<b>521,400</b>
Male	311,900	308,600
Female	222,500	212,800
<b>Activity rate (%)</b>	<b>53.2</b>	<b>51.8</b>
Male	64.2	63.3
Female	42.9	40.9
<b>Employed population</b>	<b>481,900</b>	<b>466,600</b>
Male	285,300	280,300
Female	196,600	186,300
<b>Unemployed population</b>	<b>52,500</b>	<b>54,800</b>
Male	26,600	28,300
Female	25,900	26,500
<b>Unemployed with tertiary qualifications</b>	<b>9,900</b>	<b>11,800</b>
Male	5,300	4,600
Female	4,600	7,200
<b>Unemployed youth (16-35 years)</b>	<b>34,700</b>	<b>35,500</b>
Male	18,200	19,100
Female	16,500	16,400
<b>Unemployment rate (%)</b>	<b>9.8</b>	<b>10.5</b>
Male	8.5	9.2
Female	11.6	12.5
	<b>2020<sup>1</sup></b>	<b>2021<sup>2</sup></b>
GDP Growth Rate at market prices (%)	-14.9	+4.8
	<b>2020</b>	<b>2021<sup>2</sup></b>
The Headline Inflation Rate (%) for year and for twelve months ending	2.5	4.0

For more information, visit the website of Statistics Mauritius: <https://statsmauritius.govmu.org>

<sup>1</sup> Revised

<sup>2</sup> Forecast



# SECTION I



## Employment Service Monthly Bulletin – December 2021

### 1. Introduction

This is a monthly bulletin prepared by the Ministry of Labour, Human Resource Development and Training to present data on registered unemployed, vacancies, placements of jobseekers and work permits. This present issue refers to the month of December 2021 for the Island of Mauritius and Island of Rodrigues.

The data are compiled based on information collected at the thirteen Employment Information Centres (EICs) throughout the island and at the different units of the Employment Service Main Office.

Registered unemployed comprise new registrants, re-registrants and those maintaining their registration. “New registrants” refers to new jobseekers wishing to be placed on the live register of unemployed of the Employment Service. “Re-registrants” refers to those who have ceased registration for a period not exceeding two years, and come back to be re-admitted on the live register. If the break is more than two years then the case will be considered as a new one.

### 2. Registered jobseekers as at the end of December 2021

The total number of registered unemployed at the end of December 2021 stood at 25,947 (9,811 males and 16,136 females). These figures include laid off workers who are registered under the Workfare Programme.

In addition to registered unemployed, 19,725 jobseekers (10,681 males and 9,044 females), who though already in employment, were registered at the Employment Information Centres, in search of a better job.

**Table 1 - Number of registered Unemployed and In Employment jobseekers by sex, as at end of December 2021**

<b>Registered Jobseekers</b>	<b>Male</b>	<b>Female</b>	<b>Both sexes</b>
Unemployed	9,811	16,136	25,947
In Employment	10,681	9,044	19,725
<b>Total</b>	<b>20,492</b>	<b>25,180</b>	<b>45,672</b>

## 2.1 Distribution of registered unemployed by sex and age, qualification, length of registration, occupational group, district, locality and disability as at the end of December 2021

### 2.1.1 Distribution by sex and age (Tables 2 and 9)

The proportion of females among the registered unemployed was 62% against 38% for males. The proportion of registered unemployed aged between 16 and 29 years was 51% for males and 42% among females respectively. The mean age worked out to 34 years for male and 36 years for female jobseekers. The table below provides for the profile of registered unemployed jobseekers by age group.

**Table 2 - Registered unemployed jobseekers by age group and sex, as at end of December 2021**

Age group	Male		Female		Total	
	Number	%	Number	%	Number	%
16-29	4,985	51	6,735	42	11,720	45
30-34	1,104	11	2,303	14	3,407	13
35-39	862	9	2,073	13	2,935	11
40-44	872	9	2,245	14	3,117	12
45-49	670	7	1,470	9	2,140	8
50-54	531	5	703	4	1,234	5
55-65	787	8	607	4	1,394	5
<b>Total</b>	<b>9,811</b>	<b>100</b>	<b>16,136</b>	<b>100</b>	<b>25,947</b>	<b>100</b>

### 2.1.2 Distribution by qualification (Table 9)

Among the registered unemployed, some 27% have never been to school or did not pass the Certificate of Primary Education; while about 8% possessed the CPE as the only qualification. Another 28% have followed secondary education (Form I to V), without passing the School Certificate. The proportion of registered unemployed with SC, HSC and tertiary education were 19%, 10% and 7% respectively.

In general, female registered unemployed are more qualified than their male counterparts. The percentage of males and females who did not possess their Certificate of Primary Education was 34% and 23% respectively. On the other hand, 16% of males and 21% of females registered unemployed have attained the School Certificate, 7% of males and 12% of females the Higher School Certificate and 6% of males and 8% of females as professionals. The next table provides for the profile of registered unemployed jobseekers by qualification and sex.

**Table 3 - Registered unemployed jobseekers by qualification and sex, as at end of December 2021**

Qualification	Male		Female		Total	
	Number	%	Number	%	Number	%
Education Nil + Std VI Failed	3,309	34	3,770	23	7,079	27
Standard VI Passed	906	9	1,270	8	2,176	8
Form I to V (including SC failed)	2,687	27	4,493	28	7,180	28
SC	1,617	16	3,336	21	4,953	19
HSC	687	7	1,942	12	2,629	10
Professional	605	6	1,325	8	1,930	7
<b>Total</b>	<b>9,811</b>	<b>100</b>	<b>16,136</b>	<b>100</b>	<b>25,947</b>	<b>100</b>

### ***2.1.3 Distribution by length of registration (Table 9)***

Out of the 25,947 registered unemployed as at the end of December 2021, 22% have registered for less than one year and 19% have been registered for a period between one and three years. It is to be noted that 46% have been on the registration list for five years or more. On average, an unemployed has been in registration for 3.3 years. The average length of registration for females being slightly higher than that of males, 3.5 years compared to 2.9 years.

### ***2.1.4 Number of registered unemployed & In employment by EICs & Gender (Table 10)***

Table 10 provides for the number of registered Unemployed and In Employment jobseekers by EIC and sex, as at the end of December 2021.

### ***2.1.5 Comparison with the previous month (Table 11)***

Compared to November 2021, the number of registered unemployed has increased by 5 from 25,942 from November 2021 to 25,947 for December 2021 (Table 11).

### ***2.1.6 Distribution by occupational group (Table 12)***

Registered unemployed are classified into occupational groups according to their previous work experience or their technical or professional qualifications. Among the 25,947 unemployed registrants, (26%) were classified as “Clerical Support Workers”, (21%) were classified as “Service and Sales Workers” and (17%) were engaged in “Elementary Occupations. About (5%) had never worked and did not possess any technical or professional qualifications while (6%) were classified as “Managers; Professionals”.

### **2.1.7 Geographical distribution (Tables 13 & 14)**

Table 13 gives the distribution of registered unemployed by district and sex. An analysis of registered unemployed by locality shows that the region of Port Louis had the greatest number of registered unemployed (3,021) followed by Quatre Bornes and Vacoas (1,360 and 1,300 respectively). The lowest number of registered unemployed are at Belle Village (1), followed by Tamarin (35) and by Case Noyale (36).

### **2.1.8 Registered unemployed with disabilities (Table 15)**

Among the 25,947 unemployed registrants, 145 persons with disabilities were looking for work comprising of 98 males and 47 females. Table 15 gives the number of registered unemployed with disabilities by their type of disability.

## **2.2 New registration, re-registration and maintaining registration in December 2021**

### **2.2.1 New registration**

In December 2021, 716 persons (424 males and 292 females) have registered themselves as unemployed for the first time (Table 16). Compared to November 2021, the number of new unemployed registrants has increased by 176, from 540 for November 2021 to 716 for December 2021 (Table 17).

About 43% of the new registrants were aged between 16 and 29 years old and 11% were aged between 30 and 39 years old. Those aged 40 years and above amounted to 330 i.e. 46% (Table 18).

Among the new unemployed registrants, for the month of December 2021, 480 (67%) have never been to school or have attained only primary school level. Of these 24 (5%) have achieved the Certificate of Primary Education. Some 9% have followed the secondary education without passing the School Certificate; 8% had the School Certificate and 9% possessed the Higher School Certificate as their highest qualification. Among the new registrants, 48 were holders of professional qualifications (Table 18).

Out of the 716 new registrants, 70 persons had neither worked before nor undergone any technical or professional training. Some 10% had previous work experience or were qualified to work as “Clerical Support Workers” and 9% of the new unemployed registrants were classified under “Service and sales workers”. About 48% had been engaged in “Elementary Occupations”. Among the new registered unemployed, 28 (4%) had work experience or were qualified as “Managers; Professionals” (Table 19).

### 2.2.2 *Re-registration and maintaining registration*

The total number of re-registration for the month of December 2021 stood at 903 (472 males and 431 females). A total of 2,771 unemployed persons (1,047 males and 1,724 females) reported to the Employment Information Centres to maintain their registration (Table 16).

## 3. **In employment and seeking another job**

During the month of December 2021, 636 persons who, though already in employment, registered themselves at the Employment Information Centres in search of better jobs. Among them, 92 (58 males and 34 females) were new registrants and 544 (321 males and 223 females) were re-registrants (Table 20).

There were also 2,195 registrants, in employment, who reported to the Employment Information Centres to maintain their registration; comprising 1,132 males and 1,063 females.

## 4. **De-Registration**

De-Registration refers to jobseekers who fail to maintain their registration during the month and consequently their applications are removed from the live register and placed in a dormant register.

During the month of December 2021, 2,589 jobseekers have de-registered their application as jobseeker, out of which 1,627 were unemployed jobseekers and 962 as in employment jobseekers (Table 21).

## 5. **Vacancies**

In December 2021, vacancies notified to the Employment Information Centres numbered to 2,162. The highest number of vacancies being 762 was advertised in the “Agriculture, hunting, forestry and fishing” sector (Table 22).

A total of 917 vacancies has been notified in the press during the month of December 2021. The highest of the vacancies were from ‘Agriculture, hunting, forestry and fishing’ sector with 425 vacancies (Table 23).

Overall, the total number of vacancies notified for the month of December 2021 was 3,079. The next table provides for the number of vacancies notified in December 2021.

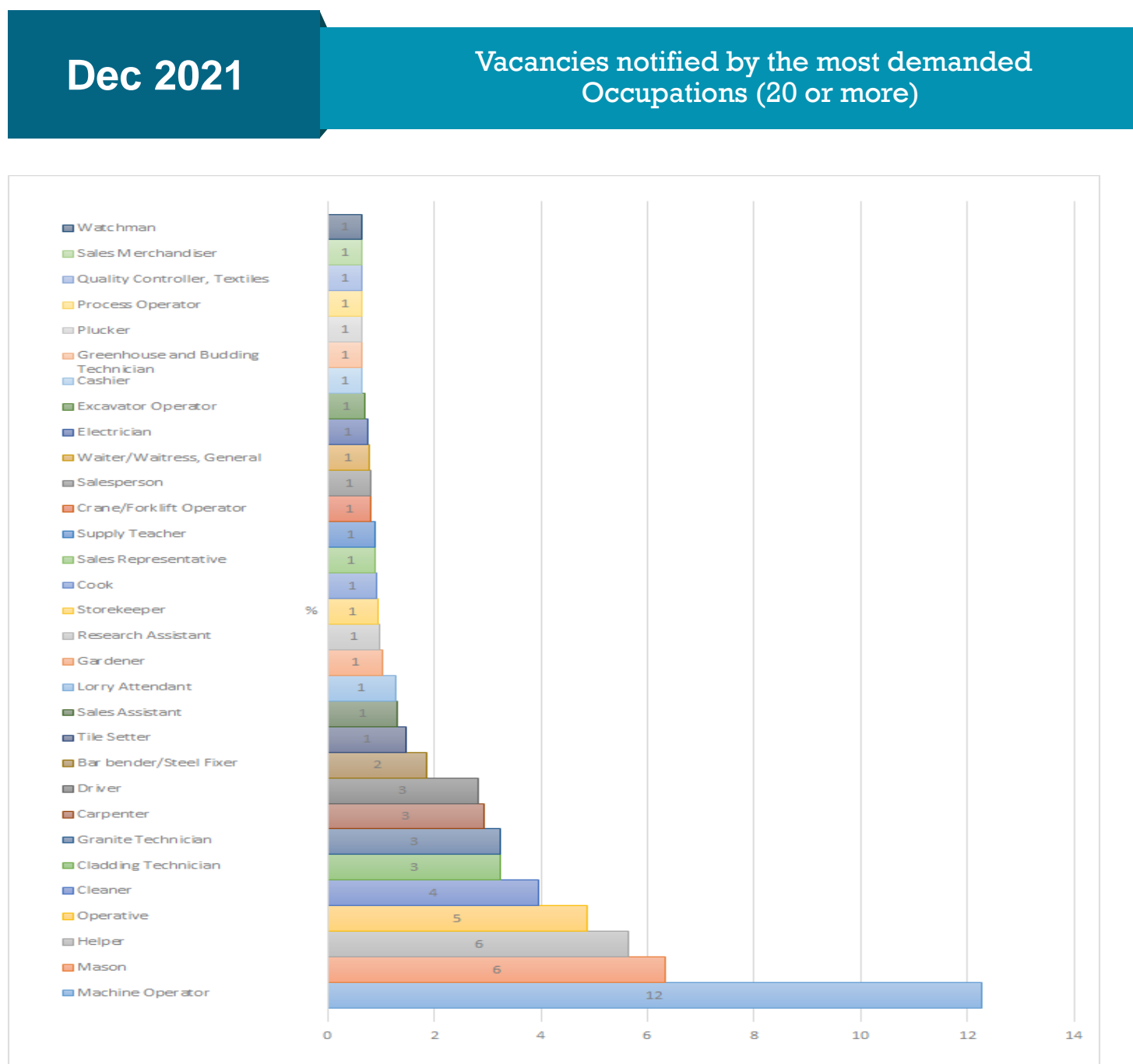
**Table 4 - Number of vacancies notified in December 2021**

<b>Notification</b>	<b>Male</b>	<b>Female</b>	<b>Either male or female</b>	<b>Total</b>
EICs	1,229	172	761	2,162
Press	0	0	917	917
<b>Total</b>	<b>1,229</b>	<b>172</b>	<b>1,678</b>	<b>3,079</b>

Table 24 shows the distribution of vacancies by industry and skill level. Compared to November 2021, the number of vacancies for the month of December 2021 has decreased by 480 as shown in Table 25.

The next table provides for the number of vacancies notified by the most demanded occupations in December 2021.

**Table 4a:**



The most demanded vacancies in December 2021 represent 12% for Machine Operator, 6% for Mason and Helper respectively and 5% for Operative.

## 6. Workfare Programme

The role of the Employment Service is to facilitate redeployment of laid-off workers for those who have opted for job placement. The laid off workers are eligible to a Transitional Unemployment Benefit (TUB) for a period of maximum 12 months.

The number of laid-off workers still registered under the Workfare Programme as at 31 December 2021 stood at 5,073 (2,834 Males, 2,239 Females).

For the month of December 2021, a total of 422 laid off workers (272 Males, 150 Females) were registered. 35 laid off workers (16 Males, 19 Females) were placed during the same month.

**Table 5 - Laid off workers registered and redeployed for the month of December 2021**

Reported to Employment Service for Redeployment			Redeployed		
Male	Female	Total	Male	Female	Total
272	150	422	16	19	35

## 7. Magazine de L'Emploi et des Metiers



During the month of December 2021, 3 programmes consisting of 293 vacancies were broadcast.

Due to the Covid 19 pandemic, no reportage was conducted in enterprises.

39 jobseekers (11 male and 28 female) were placed during the said month.

Since the start of the programme on 21 March 2007, the number of jobseekers placed has reached 11,495.

**Table 6 - Statistics on Magazine de L'Emploi et des Metiers as at 31 December 2021**

Number of programmes broadcast	<b>880</b>
Number of vacancies broadcast	<b>179,390</b>
Number of placement	<b>11,495</b>



## 8. The website of Employment Service: <https://mauritiusjobs.govmu.org>



The website <https://mauritiusjobs.govmu.org> was launched in September 2014. The objective of the website is as follows:

- To have a dedicated and state of the art interactive website for jobseekers and employers that will be more user-friendly and responsive.
- To incorporate overseas vacancies notified in the context of the International Organization for Migration (IOM).
- To provide a quicker search engine both for jobseekers and employers.

### The Benefits of the Website are:

- Jobseekers can view latest vacancies both local and abroad
- Jobseekers can apply for jobs directly
- Employers can upload their vacancies and effect quick search for potential candidates.
- Employers can view profiles of candidates, CVs, references and qualifications.
- Free of cost and accessible to intended users even on smart phones, tablets and laptops and will be linked to all the other related stakeholders dealing with employment issues.

**Table 7 - Statistics on the website**

Type of statistics	For the month of December 2021	As at the end of December 2021
Number of jobseekers registered	244 (123 males and 121 females)	46,695
Number of employers registered	27	4,741
Number of vacancies posted	335	26,119
Number of jobseekers placed	3 (3 males)	299

## 9. Youth Employment Programme, Dual Training Programme and Back to Work Programme



**9.1 The Youth Employment Programme (YEP)** which started in 2013 is meant for unemployed youth aged between 16 and 35 years and provides them with training and placement in an enterprise for an initial period of one year with the possibility of one additional year of placement with another enterprise. The Programme provides for the payment of a monthly stipend to the youth as follows:

HSC : Rs 8,000  
 Diploma : Rs 10,000  
 Graduates: Rs 15,000

50% of the stipend is refunded to the employer by Government as well as 50% of the training cost up to a maximum of Rs 7,500 per youth.

Since December 2015, the YEP has been extended to the public sector.

According to the YEP Secretariat, there is a total number of 41,812 (18,647 males and 23,165 females) youth registered with YEP as at 30 December 2021.

The number of Employers registered with YEP is 6,809, out of which 41% are actively participating in the recruitment process.

The number of jobseekers placed in companies through the YEP as at 31 December 2021 is 24,436 (10,991 males and 13,445 females). For the month of December a total of 46 jobseekers were placed in public and private sectors. 38 jobseekers (14 males and 24 females) were placed in the private sector during the month of December 2021 out of which 21% in “*Professional, scientific and technical activities*” sector and 16% in “*Wholesale and retail trade; repair of motor vehicles and motorcycles*”, “*Construction*” and “*Information and Communications*” sectors respectively (Table 26). The remaining 8 jobseekers (4 males and 4 females) were placed in the public sector during the month of December 2021.



**9.2 The Dual Training Programme (DTP)**, launched in September 2015 provides for unemployed Mauritians to follow a Diploma or Degree Course with a tertiary institution registered with either the Tertiary Education Commission or the Mauritius Qualifications Authority in fields required by the labour market, with placement in an enterprise. Under the Programme, trainees will be paid a monthly stipend of Rs 6,000 for a maximum period of three years. As for employers, they will be refunded 60% of the course fees, per year per trainee as well as the stipend for a maximum of three years. After satisfactory completion of the course, the trainees may be employed.

According to the DTP secretariat, 46 companies have registered in the DTP and 205 trainees have successfully completed their training, out of which 90 males and 115 females, at the end of December 2021. The trainees have completed their training programme in different courses such as BTS Assistant de Gestion, BTS Services Informatiques aux Organisations and Technician Diploma in Mechanical and Electrical Engineering. The training institutions are Université des Mascareignes and MCCI Business School. 155 trainees have obtained permanent jobs after completion of the training.

9 trainees including 4 males and 5 females are currently on placement with private companies.



**9.3 The Back to Work Programme (BTWP)** which was launched in September 2015 is meant for women above 30 years of age to enable them take up or resume employment. The Programme provides for the placement of women in a job for an initial period of one year following which they might be employed. During the placement period, the women will be paid a stipend up to a maximum of Rs 10,575 and will get the opportunity of following training in a registered institution. Employers enrolling women on placement under the Programme will be refunded the training cost up to a maximum of Rs 7,500 per woman as well as the stipend for the placement period.

According to the BTWP secretariat, as at the end of December 2021, 823 employers are registered in the programme, out of which 37% participated actively. 5,331 women are registered in the programme and 1,328 have been placed, out of which 32% in the “*Wholesale and trade*” sector and 25% in the “*Manufacturing*” sector. 688 women have obtained permanent jobs after completion of their placement.

For the month of December 2021, 11 women and 3 employers have registered for the first time, while no woman was placed.

In addition, to further empower those women, technical courses are currently being dispensed to them by MITD. The courses are fully sponsored by this Ministry and a stipend of Rs 10,575 are paid to them at the end of the course. 193 unemployed women under the BTWP have been trained in Bakery/Pastry, Beauty Therapy, Hairdressing, Care of the Elderly and Disabled, Early Childhood care and Flower Arrangements.



**9.4** Government has found that there is a bottleneck regarding pre- registration of engineers at the Council of Registered Professional Engineers (CRPE). The requirements of two years practical training under the supervision of professional engineers could not be entertained for lack of training possibilities for our graduates in engineering.

Government thus announced a special scheme in the Budget Programme 2016-2017, for the placement of trainee engineers.

The objective of the TES is to enable Graduates in engineering to qualify for registration with the Council of Registered Professional Engineers of Mauritius and to operate as full-fledged engineers.

The requirements for enlistment of trainees for the Trainee Engineer Scheme: Degree holders in engineering plus eligibility certificate stage 1 from the Council of Registered Professional Engineer.

As at 31 December 2021, the number of applications received for the scheme was 1,399 (1,040 males and 359 females). The number of placements effected in the public sector was 441 (349 males and 92 females) and in the private sector was 262 (197 males and 65 females). Most placements were made in the following fields: 50% in “*Civil Engineering*”, 20% in “*Mechanical Engineering*” and 14% in “*Electrical and Electronics*”.

17 employers of the public sector and 50 of the private sector are participating in the scheme as at 31 December 2021; while the number of placements for the month of December 2021 stood at 5 trainees including 1 in the public sector (1 female) and 4 in the private sector (4 males) .

### **9.5 Overseas Employment Opportunities (Journées Québec)**

The second edition of the journées Québec Maurice was organized by the Direction des Services D’immigration of the Ministry of Immigration of Québec in partnership with the Ministry of Labour, HRD and Training in December 2021 for recruitment of Mauritians by Restaurant Normandin and Villa Saint Georges (a residential home for seniors) in Québec.

#### ***Recruitment by Restaurant Normandin & Villa Saint Georges***

Following the online interviews conducted by Restaurant Normandin from 29 November to 2 December 2021 and the face-to-face interviews conducted by Villa Saint George from 29 November to 1 December 2021, Normandin has selected 44 candidates while Villa Saint Georges

has selected 12 for their various posts such as cooks, waiters, valet, and health care workers among others.

## 10. Job Placement

**10.1** Placement is made according to the job requirements of employers. For the month of December 2021, 2,162 vacancies have been processed by the Employment Information Centres and 3,215 registrants were referred for employment by the latter. Out of the 3,215 (1,588 males and 1,627 females) referred jobseekers, 255 declined job offers, 269 failed to report to employers and 1,723 were not selected. There were 175 registrants who reported that they have been employed and the result of referral for 761 remaining applicants was not yet known. For the month of December 2021, placement has been effected for about 8% of the vacancies processed (Table 27).

Some vacancies for the month of November 2021 have been processed during the month of December 2021 leading to 32 additional placements being made.

As regards placement in the public sector, 3 vacancies have been reported for which 705 jobseekers have been referred and 47 jobseekers have been placed for previous vacancies.

Furthermore, 35 persons registered under the Workfare Programme have been placed, 39 persons through the TV programme “Magazine de L’Emploi et des Metiers”, 3 persons through the Job Management System, 46 persons through the Youth Employment Programme, 5 persons through the Trainee Engineer Scheme and 56 overseas vacancies. Thus, the total number of placements, for the month of December 2021, amounted to 382 (Table 28) and as shown below.

**Table 8 - Type of placements by sex, December 2021**

Type of Placement	Male		Female		Total	
	Number	%	Number	%	Number	%
EIC	105	48	102	47	207	47
Public Sector	23	11	24	11	47	11
Workfare Programme	16	7	19	9	35	8
Magazine de L’Emploi et des metiers	11	5	28	13	39	9
Job Management System	3	1	0	0	3	1
Youth Employment Programme	18	8	28	13	46	11
Back to Work Programme	0	0	0	0	0	0
Dual Training Programme	0	0	0	0	0	0
Trainee Engineer Scheme	4	2	1	0	5	1
Overseas Vacancies	39	18	17	8	56	13
<b>Total</b>	<b>219</b>	<b>82</b>	<b>219</b>	<b>92</b>	<b>438</b>	<b>87</b>

**10.2** The disparity between the number of vacancies reported and the number of persons placed can be explained by unwillingness of job seekers to accept job offers and also by some criteria set by the employers. Some jobseekers refused job offers because of the conditions of work e.g. low salary, overtime or night duty. Most of the jobseekers refused the jobs offered to them as they are looking for public sector jobs. For some vacancies no suitable candidates were available.

In some cases, employers were not satisfied with referred candidates and consequently the vacancies were filled by the employers themselves. Some candidates were not selected by employers as according to the latter they were not suitable for the work or lack previous experience. Employers were not willing to offer higher salaries, thus the jobseekers who were looking for a better pay were not selected by the employers.

**10.3** A breakdown of placements by industrial group shows that the majority of the placements made were in the “*Wholesale & Retail Trade; repair of motor vehicles, motorcycles & personal and household goods*” sector (58) and “*Hotels and Restaurants*” sector (43). The remaining placements were effected in companies engaged in other activities (Table 28).

## **11. Work Permits and Certificates of Exemption**

For the month of December 2021, the number of new work permits issued was 1,002 (892 males and 110 females). The majority of the new work permits issued was for the “*Manufacturing*” sector (638) followed by “*Construction*” sector with 127. Out of the 1,002 new work permits issued, 421 were allocated to Bangladeshi workers, 276 to Malagasy workers, 271 to Indian workers and 19 to Chinese workers (Tables 29, 31 & 32).

The number of work permits renewed for the month of December 2021 amounted to 1,085 (934 males and 151 females) out of which 623 were for the “*Manufacturing*” sector and 302 for the “*Construction*” sector (Table 30 & 32). The majority of the work permits renewed were for Bangladeshi, Indian and Malagasy workers with 646, 244 and 138 work permits respectively as shown in Table 31.

The number of valid work permits as at the end of December 2021 stood at 23,711 (19,975 males and 3,736 females). Most of the foreign workers in Mauritius were working in the “*Manufacturing*” sector (70%) followed by “*Construction*” sector with 15%. The number of valid certificates of exemption as at the end of December 2021 stood at 5,206 (5,116 males, 90 females). The majority of valid certificates of exemption as at the end of December 2021 was for “*Construction*” sector (93%) with 4,856. (Tables 34).

The number of valid work permits and certificates of exemption as at the end of December 2021 stood at 28,917 (25,091 males and 3,826 females). Most of the foreign workers in Mauritius were working in the “*Manufacturing*” sector (58%) followed by “*Construction*” sector with 29%. (Table 34).

The countries of origin for the valid work permits and certificates of exemption are given in Table 34. 47% of the valid work permits and certificates of exemption were for Bangladeshi workers, while 38% of the expatriates came from India. 93% within valid certificates of exemption was for Indian workers and 47% and 38% within valid work permits were for Bangladeshi and Indian workers. (Table 35)

**Date: 14 February, 2022**  
**Employment Service Main Office**  
**Level 11,**  
**Victoria House,**  
**C/R, Barracks and St. Louis Streets**  
**Port Louis.**  
**Tel : 405 0100**  
**Email: [lmunit@govmu.org](mailto:lmunit@govmu.org)**  
**Website: <https://mauritiusjobs.govmu.org>**

**Table 9 - Number of registered unemployed by qualification, length of registration, sex and age-group, as at end of December 2021**

Qualification	Age-group Length of Registration	Male					Female					Both sexes				
		16 - 19	20 - 29	30 - 39	40+	Total	16 - 19	20 - 29	30 - 39	40+	Total	16 - 19	20 - 29	30 - 39	40+	Total
Education Nil +Std VI Failed	Less than 1 year	98	287	254	701	1,340	49	212	235	520	1,016	147	499	489	1,221	2,356
	1 yr but < 2 yrs	10	89	69	228	396	8	77	150	367	602	18	166	219	595	998
	2 yrs but < 3 yrs	1	73	26	64	164	0	46	90	161	297	1	119	116	225	461
	3 yrs but < 4 yrs	0	54	34	51	139	0	36	66	103	205	0	90	100	154	344
	4 yrs but < 5 yrs	0	28	20	73	121	0	20	51	87	158	0	48	71	160	279
	5 yrs and above	0	143	314	692	1,149	0	69	399	1,024	1,492	0	212	713	1,716	2,641
	<b>Total</b>	<b>109</b>	<b>674</b>	<b>717</b>	<b>1,809</b>	<b>3,309</b>	<b>57</b>	<b>460</b>	<b>991</b>	<b>2,262</b>	<b>3,770</b>	<b>166</b>	<b>1,134</b>	<b>1,708</b>	<b>4,071</b>	<b>7,079</b>
Standard VI (passed)	Less than 1 year	52	83	31	51	217	42	64	29	45	180	94	147	60	96	397
	1 yr but < 2 yrs	20	46	12	27	105	5	33	28	40	106	25	79	40	67	211
	2 yrs but < 3 yrs	1	42	8	7	58	0	51	26	20	97	1	93	34	27	155
	3 yrs but < 4 yrs	1	45	11	7	64	0	25	20	18	63	1	70	31	25	127
	4 yrs but < 5 yrs	0	30	5	9	44	0	26	15	23	64	0	56	20	32	108
	5 yrs and above	0	134	130	154	418	0	112	252	396	760	0	246	382	550	1,178
	<b>Total</b>	<b>74</b>	<b>380</b>	<b>197</b>	<b>255</b>	<b>906</b>	<b>47</b>	<b>311</b>	<b>370</b>	<b>542</b>	<b>1,270</b>	<b>121</b>	<b>691</b>	<b>567</b>	<b>797</b>	<b>2,176</b>
Form I to V (including SC failed)	Less than 1 year	177	252	45	93	567	141	186	61	70	458	318	438	106	163	1,025
	1 yr but < 2 yrs	69	190	25	53	337	43	156	53	47	299	112	346	78	100	636
	2 yrs but < 3 yrs	0	207	11	14	232	1	222	59	51	333	1	429	70	65	565
	3 yrs but < 4 yrs	0	187	18	18	223	0	172	67	52	291	0	359	85	70	514
	4 yrs but < 5 yrs	0	120	14	16	150	0	150	73	47	270	0	270	87	63	420
	5 yrs and above	0	422	422	334	1,178	0	514	1,103	1,225	2,842	0	936	1,525	1,559	4,020
	<b>Total</b>	<b>246</b>	<b>1,378</b>	<b>535</b>	<b>528</b>	<b>2,687</b>	<b>185</b>	<b>1,400</b>	<b>1,416</b>	<b>1,492</b>	<b>4,493</b>	<b>431</b>	<b>2,778</b>	<b>1,951</b>	<b>2,020</b>	<b>7,180</b>



Table 9 (cont'd) - Number of registered unemployed by qualification, length of registration, sex and age-group, as at the end of December 2021

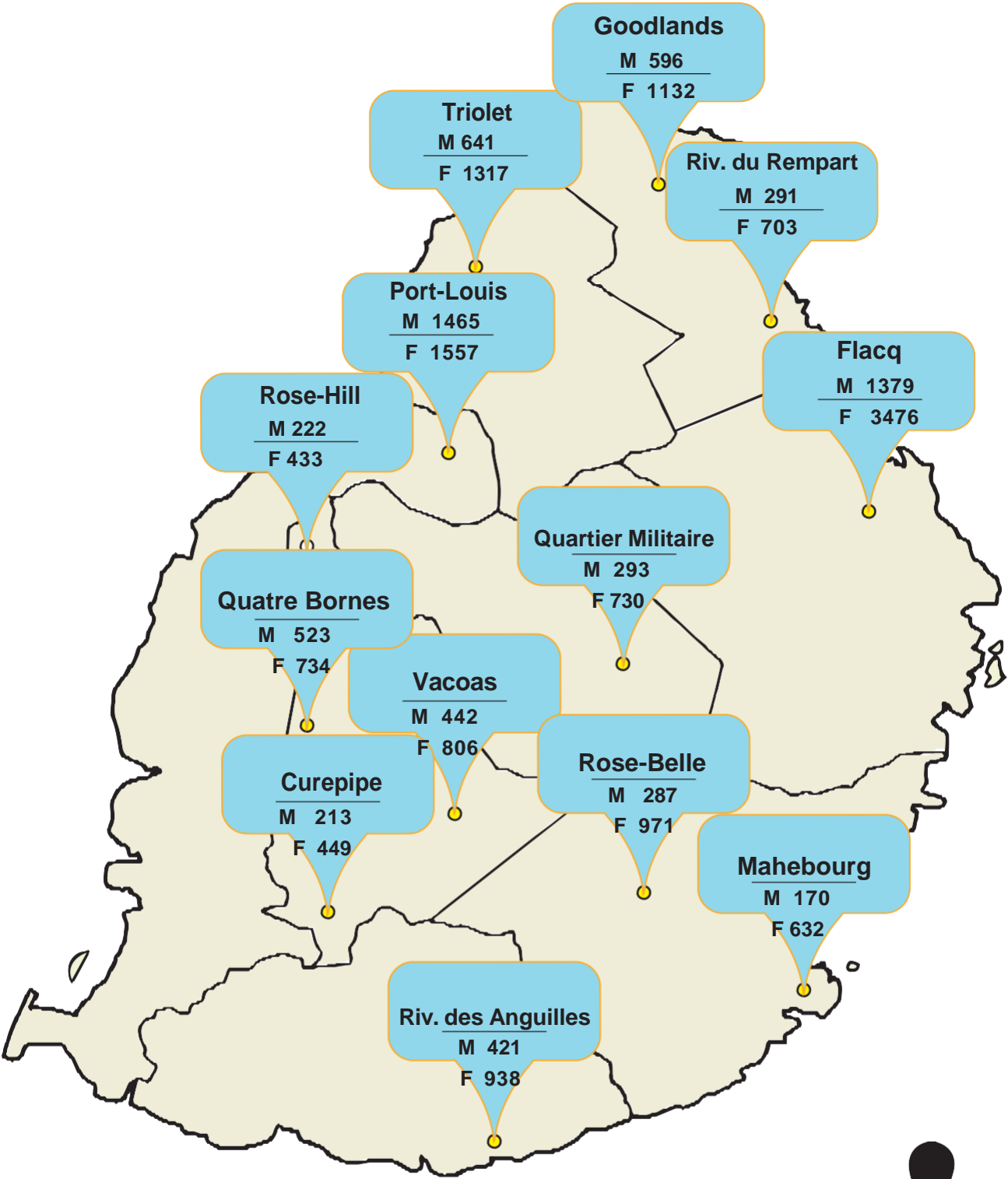
Qualification	Age-group Length of Registration	Male					Female					Both sexes				
		16 - 19	20 - 29	30 - 39	40+	Total	16 - 19	20 - 29	30 - 39	40+	Total	16 - 19	20 - 29	30 - 39	40+	Total
SC	Less than 1 year	111	221	29	32	393	190	237	29	53	509	301	458	58	85	902
	1 yr but < 2 yrs	29	155	12	24	220	40	221	22	34	317	69	376	34	58	537
	2 yrs but < 3 yrs	0	180	7	6	193	1	226	12	18	257	1	406	19	24	450
	3 yrs but < 4 yrs	0	125	4	4	133	0	200	25	22	247	0	325	29	26	380
	4 yrs but < 5 yrs	0	121	16	10	147	0	139	34	21	194	0	260	50	31	341
	5 yrs and above	0	248	181	102	531	0	556	797	459	1,812	0	804	978	561	2,343
	<b>Total</b>	<b>140</b>	<b>1,050</b>	<b>249</b>	<b>178</b>	<b>1,617</b>	<b>231</b>	<b>1,579</b>	<b>919</b>	<b>607</b>	<b>3,336</b>	<b>371</b>	<b>2,629</b>	<b>1,168</b>	<b>785</b>	<b>4,953</b>
HSC	Less than 1 year	29	173	6	8	216	73	321	11	7	412	102	494	17	15	628
	1 yr but < 2 yrs	0	67	6	1	74	0	166	11	4	181	0	233	17	5	255
	2 yrs but < 3 yrs	0	72	4	1	77	0	223	7	6	236	0	295	11	7	313
	3 yrs but < 4 yrs	0	70	5	0	75	0	196	5	1	202	0	266	10	1	277
	4 yrs but < 5 yrs	0	57	1	1	59	0	154	7	1	162	0	211	8	2	221
	5 yrs and above	0	123	54	9	186	0	454	252	43	749	0	577	306	52	935
	<b>Total</b>	<b>29</b>	<b>562</b>	<b>76</b>	<b>20</b>	<b>687</b>	<b>73</b>	<b>1,514</b>	<b>293</b>	<b>62</b>	<b>1,942</b>	<b>102</b>	<b>2,076</b>	<b>369</b>	<b>82</b>	<b>2,629</b>
Professional	Less than 1 year	1	100	29	29	159	1	163	26	15	205	2	263	55	44	364
	1 yr but < 2 yrs	0	41	10	8	59	0	93	15	4	112	0	134	25	12	171
	2 yrs but < 3 yrs	0	31	9	4	44	0	87	6	2	95	0	118	15	6	139
	3 yrs but < 4 yrs	0	52	12	4	68	0	82	12	3	97	0	134	24	7	165
	4 yrs but < 5 yrs	0	28	6	1	35	0	112	10	1	123	0	140	16	2	158
	5 yrs and above	0	90	126	24	240	0	340	318	35	693	0	430	444	59	933
	<b>Total</b>	<b>1</b>	<b>342</b>	<b>192</b>	<b>70</b>	<b>605</b>	<b>1</b>	<b>877</b>	<b>387</b>	<b>60</b>	<b>1,325</b>	<b>2</b>	<b>1,219</b>	<b>579</b>	<b>130</b>	<b>1,930</b>
<b>Grand total</b>		<b>599</b>	<b>4,386</b>	<b>1,966</b>	<b>2,860</b>	<b>9,811</b>	<b>594</b>	<b>6,141</b>	<b>4,376</b>	<b>5,025</b>	<b>16,136</b>	<b>1,193</b>	<b>10,527</b>	<b>6,342</b>	<b>7,885</b>	<b>25,947</b>

**Table 10 - Number of registered Unemployed and In Employment jobseekers by EIC and workfare by sex, as at end of December 2021**

EIC <sup>1</sup>	Unemployed			In Employment			Total		
	Male	Female	Both sexes	Male	Female	Both sexes	Male	Female	Both sexes
Curepipe	213	449	662	454	398	852	667	847	1,514
Flacq	1,379	3,476	4,855	1,957	1,339	3,296	3,336	4,815	8,151
Goodlands	596	1,132	1,728	872	723	1,595	1,468	1,855	3,323
Mahebourg	170	632	802	806	719	1,525	976	1,351	2,327
Port Louis	1,465	1,557	3,022	949	647	1,596	2,414	2,204	4,618
Quartier Militaire	293	730	1,023	998	1,052	2,050	1,291	1,782	3,073
Quatre Bornes	523	734	1,257	346	412	758	869	1,146	2,015
Riviere des Anguilles	421	938	1,359	717	621	1,338	1,138	1,559	2,697
Riviere du Rempart	291	703	994	577	448	1,025	868	1,151	2,019
Rose Belle	287	971	1,258	1,128	956	2,084	1,415	1,927	3,342
Rose Hill	222	433	655	384	385	769	606	818	1,424
Triolet	641	1,317	1,958	1,000	810	1,810	1,641	2,127	3,768
Vacoas	442	806	1,248	493	534	1,027	935	1,340	2,275
Workfare	2,868	2,258	5,126	0	0	0	2,868	2,258	5,126
<b>Total</b>	<b>9,811</b>	<b>16,136</b>	<b>25,947</b>	<b>10,681</b>	<b>9,044</b>	<b>19,725</b>	<b>20,492</b>	<b>25,180</b>	<b>45,672</b>

<sup>1</sup> Employment Information Centre

Number of registered Unemployed jobseekers by EIC by sex at end of December 2021



source: Table 10

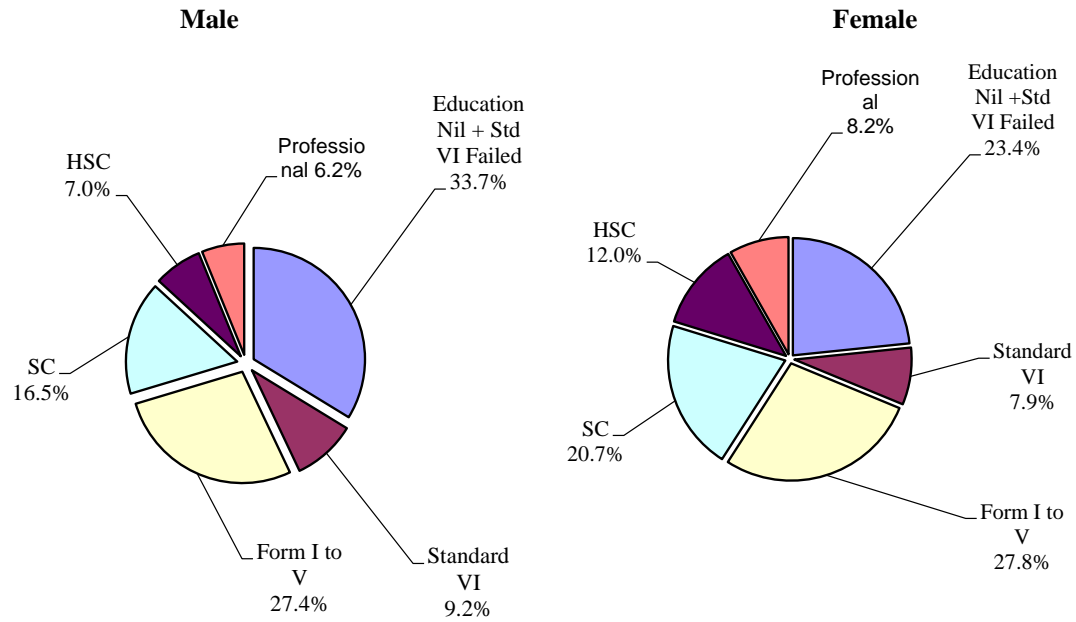
**Table 11 - Change in number of registered unemployed by age-group & sex, November 2021 - December 2021**

Age-group (years)	November 2021			December 2021			Change		
	Male	Female	Both sexes	Male	Female	Both sexes	Male	Female	Both sexes
16 - 19	627	636	1,263	599	594	1,193	-28	-42	-70
20 -29	4444	6,258	10,702	4386	6141	10,527	-58	-117	-175
30 -39	1929	4,433	6,362	1966	4376	6,342	37	-57	-20
40+	2611	5,004	7,615	2860	5025	7,885	249	21	270
<b>Total</b>	<b>9,611</b>	<b>16,331</b>	<b>25,942</b>	<b>9,811</b>	<b>16,136</b>	<b>25,947</b>	<b>200</b>	<b>-195</b>	<b>5</b>

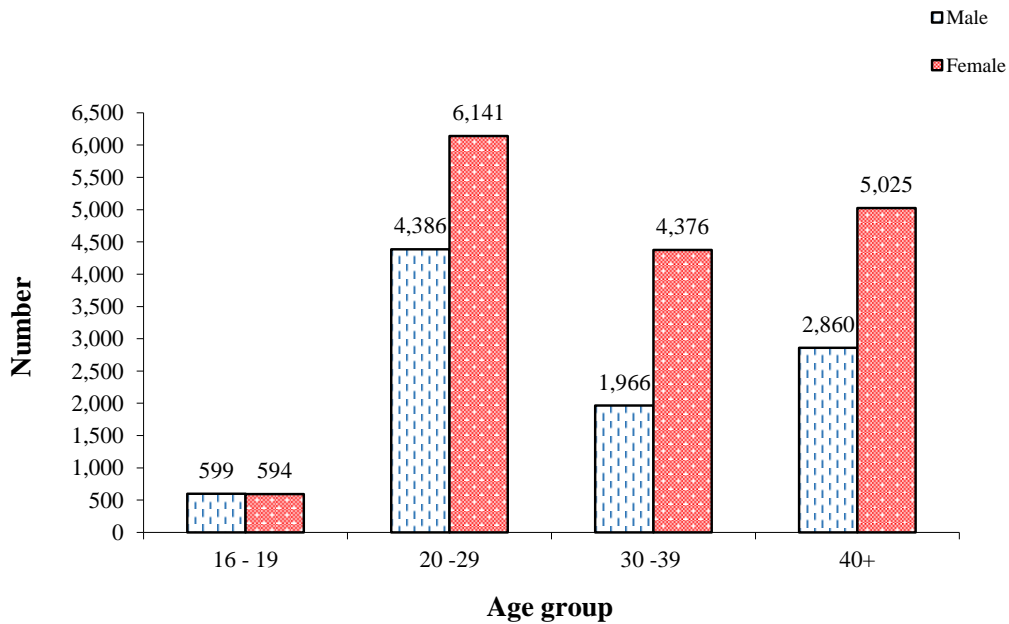
**Table 12 - Number of registered unemployed by occupational group and sex, as at end of December 2021**

Occupational group	Male	Female	Both sexes
Managers	128	88	216
Professionals	336	940	1,276
Technicians & Associate Professionals	735	1,143	1,878
Clerical Support Workers	1,697	4,920	6,617
Service and Sales Workers	1,759	3,728	5,487
Skilled Agricultural, Forestry & Fishery Workers	139	67	206
Craft & Related Trades Workers	1,650	627	2,277
Plant & Machinery Operators & Assemblers	1,119	1,288	2,407
Elementary Occupation	1,869	2,522	4,391
New Workers Seeking Employment	379	813	1,192
<b>Total</b>	<b>9,811</b>	<b>16,136</b>	<b>25,947</b>

**Figure 1 - Registered unemployed (%) by educational attainment, as at end of December 2021**



**Figure 2 - Number of registered unemployed by age group & sex, as at end of December 2021**



**Table 13 - Number of registered unemployed by district & sex, as at end of December 2021**

<b>District</b>	<b>Male</b>	<b>Female</b>	<b>Both sexes</b>
Port Louis	1,465	1,557	3,022
Black River	280	356	636
Plaine Wilhems	2,257	3,027	5,284
Pamplemousses	1,557	2,476	4,033
Rivière du Rempart	606	1,103	1,709
Moka	413	819	1,232
Flacq	1,862	3,750	5,612
Grand Port	715	1,655	2,370
Savanne	656	1,393	2,049
<b>Total</b>	<b>9,811</b>	<b>16,136</b>	<b>25,947</b>

**Table 14 - Number of registered unemployed by locality & sex, as at end of December 2021**

<b>Locality</b>	<b>Male</b>	<b>Female</b>	<b>Both sexes</b>
Baie Du Cap	26	40	66
Bambous	137	178	315
Beau Bassin	171	225	396
Bel Air	326	646	972
BelleVillage	1	0	1
Belle Vue Maurel	83	178	261
Bramsthan	144	312	456
Brisee Verdiere	173	352	525
Camp de Masque Pave	107	212	319
Camp Diable	51	75	126
Canot	37	41	78
Case Noyale	15	21	36
Central Flacq	244	439	683
Chemin Grenier	147	290	437
Cottage	62	119	181

**Table 14 (cont'd) - Number of registered unemployed by locality & sex, as at end of December 2021**

<b>Locality</b>	<b>Male</b>	<b>Female</b>	<b>Both sexes</b>
Curepipe	516	704	1,220
Dagotiere	44	106	150
Fond Du Sac	91	135	226
Goodlands	196	267	463
Grand Bay	105	125	230
Grand Bois	106	264	370
Grand Gaube	72	99	171
Grand River South East	43	56	99
L'Escalier	87	161	248
La Rosa	110	298	408
Lallmatie	169	403	572
Laventure	45	135	180
Long Mountain	106	248	354
Mahebourg	152	284	436
Mare La Chaux	165	373	538
Medine	82	159	241
Moka	33	52	85
Mont Roches	20	38	58
Montagne Blanche	60	146	206
Old Grand Port	50	96	146
Pamplemousses	274	395	669
Petit Raffray	109	181	290
Petite Riviere	65	94	159
Phoenix	148	214	362
Piton	73	105	178
Plaine des Papayes	132	217	349
Plaine Magnien	75	159	234
Pointe aux Piments	64	92	156

**Table 14 (cont'd) - Number of registered unemployed by locality & sex, as at end of December 2021**

<b>Locality</b>	<b>Male</b>	<b>Female</b>	<b>Both sexes</b>
Port Louis	1,464	1,557	3,021
Poste de Flacq	114	204	318
Poudre d'Or Hamlet	53	102	155
Poudre d'Or Village	47	82	129
Quartier Militaire	81	181	262
Quatre Bornes	641	719	1,360
Quatre Soeurs	92	181	273
Riviere des Creoles	33	74	107
Riviere des Anguilles	121	285	406
Riviere du Poste	43	126	169
Riviere du Rempart	170	296	466
Roche Noires	55	127	182
Rose Belle	181	442	623
Rose Hill	248	343	591
Sebastopol	92	176	268
Souillac	131	283	414
St. Hubert	27	82	109
St. Julien d'Hotman	43	102	145
St. Pierre	152	232	384
Tamarin	18	17	35
Terre Rouge	231	315	546
Triolet	240	496	736
Trois Boutiques	35	95	130
Trou d'Eau Douce	66	102	168
Vacoas	517	783	1,300
<b>Total</b>	<b>9,811</b>	<b>16,136</b>	<b>25,947</b>



**Table 15 - Number of registered unemployed with disabilities by nature of disability and sex, as at end of December 2021**

<b>Nature of disability</b>	<b>Male</b>	<b>Female</b>	<b>Both sexes</b>
Abnormal movement of body parts	4	3	7
Crippled	0	3	3
Deaf	3	1	4
Deaf and Dumb	3	0	3
Deformation of body parts since birth	11	7	18
Disabled following surgical operation or illness	11	4	15
Disabled due to accident	11	3	14
Dumb	2	1	3
Dwarf	1	0	1
Epileptic	10	2	12
Lame	5	2	7
Mental illness	5	3	8
Mentally retarded	16	4	20
Partly blind	5	2	7
Partly deaf	6	6	12
Stammer	5	6	11
<b>Total</b>	<b>98</b>	<b>47</b>	<b>145</b>

**Table 16 - Number of UNEMPLOYED new registrants, re-registrants and those who reported for maintaining their registration by Employment Information Centre & sex, December 2021**

Employment Information Centre	New registrants			Re-registrants			Those who reported for maintaining their registration		
	Male	Female	Both sexes	Male	Female	Both sexes	Male	Female	Both sexes
Curepipe	7	6	13	16	17	33	13	36	49
Flacq	31	36	67	57	75	132	140	400	540
Mahebourg	11	2	13	11	12	23	14	60	74
Goodlands	8	12	20	21	25	46	65	113	178
Port Louis	180	111	291	102	71	173	80	108	188
Quartier Militaire	12	20	32	26	26	52	35	80	115
Quatre Bornes	11	13	24	29	23	52	48	63	111
Riv. Des Anguilles	6	11	17	19	18	37	54	105	159
Riv. Du Rempart	5	7	12	11	12	23	35	98	133
Rose Belle	4	0	4	2	12	14	26	95	121
Rose Hill	14	18	32	20	21	41	20	43	63
Triolet	21	14	35	23	26	49	68	147	215
Vacoas	14	12	26	25	26	51	45	77	122
Workfare	100	30	130	110	67	177	404	299	703
<b>Total</b>	<b>424</b>	<b>292</b>	<b>716</b>	<b>472</b>	<b>431</b>	<b>903</b>	<b>1,047</b>	<b>1,724</b>	<b>2,771</b>

**Table17 - Change in the number of new unemployed registrants by educational attainment and sex ,  
November 2021 - December 2021**

Education Level	November 2021			December 2021			Change		
	Male	Female	Both sexes	Male	Female	Both sexes	Male	Female	Both sexes
Education Nil+Std VI (failed)	113	92	205	299	157	456	186	65	251
Standard VI (passed)	18	14	32	12	12	24	-6	-2	-8
Form I to V (including SC failed)	42	33	75	40	26	66	-2	-7	-9
SC (including HSC failed)	32	57	89	30	30	60	-2	-27	-29
HSC	31	54	85	20	42	62	-11	-12	-23
Professional	23	31	54	23	25	48	0	-6	-6
<b>Total</b>	<b>259</b>	<b>281</b>	<b>540</b>	<b>424</b>	<b>292</b>	<b>716</b>	<b>165</b>	<b>11</b>	<b>176</b>

**Table 18 - Number of new unemployed registrants by educational attainment, sex and age group, December 2021**

Age group Education level	Male					Female					Both sexes				
	16 - 19	20 - 29	30 - 39	40+	Total	16 - 19	20 - 29	30 - 39	40+	Total	16 - 19	20 - 29	30 - 39	40+	Total
Education Nil+Std VI (failed)	14	41	38	206	299	3	30	22	102	157	17	71	60	308	456
Standard VI (passed)	2	7	1	2	12	6	2	1	3	12	8	9	2	5	24
Form I to V (including SC failed)	13	19	3	5	40	9	9	4	4	26	22	28	7	9	66
SC (including HSC failed)	7	17	5	1	30	11	14	4	1	30	18	31	9	2	60
HSC	7	13	0	0	20	12	30	0	0	42	19	43	0	0	62
Professional	0	18	2	3	23	0	22	0	3	25	0	40	2	6	48
<b>Total</b>	<b>43</b>	<b>115</b>	<b>49</b>	<b>217</b>	<b>424</b>	<b>41</b>	<b>107</b>	<b>31</b>	<b>113</b>	<b>292</b>	<b>84</b>	<b>222</b>	<b>80</b>	<b>330</b>	<b>716</b>

**Table 19 - Number of new unemployed registrants by occupational group and sex, December 2021**

Occupational group	Male	Female	Both sexes
Managers	5	1	6
Professionals	13	9	22
Technicians & Associate Professionals	24	26	50
Clerical support workers	25	47	72
Service & sales workers	28	39	67
Skilled agricultural, forestry & fishery workers	1	2	3
Craft & related trades workers	45	7	52
Plant & machine operators & assemblers	26	4	30
Elementary occupations	226	118	344
New workers seeking employment	31	39	70
<b>Total</b>	<b>424</b>	<b>292</b>	<b>716</b>

**Table 20 - Number of IN EMPLOYMENT new registrants, re-registrants and those who reported for maintaining their registration by Employment Information Centre & sex, December 2021**

Employment Information Centre	New registrants			Re-registrants			Those who reported for maintaining their registration		
	Male	Female	Both sexes	Male	Female	Both sexes	Male	Female	Both sexes
Curepipe	7	5	12	18	16	34	33	31	64
Flacq	12	4	16	40	23	63	209	180	389
Mahebourg	3	3	6	20	17	37	91	79	170
Goodlands	0	1	1	24	9	33	106	84	190
Port Louis	2	1	3	77	48	125	90	72	162
Quartier Militaire	4	4	8	22	20	42	98	128	226
Quatre Bornes	6	5	11	10	13	23	34	46	80
Riv. Des Anguilles	3	2	5	10	9	19	83	72	155
Riv. Du Rempart	1	0	1	13	6	19	61	47	108
Rose Belle	4	0	4	15	8	23	125	107	232
Rose Hill	6	2	8	22	23	45	44	37	81
Triolet	7	3	10	38	18	56	106	104	210
Vacoas	3	4	7	12	13	25	52	76	128
<b>Total</b>	<b>58</b>	<b>34</b>	<b>92</b>	<b>321</b>	<b>223</b>	<b>544</b>	<b>1,132</b>	<b>1,063</b>	<b>2,195</b>

**Table 21 - Number of Unemployed and In Employment jobseekers de-registered by EIC and sex, as at end of December 2021**

EIC <sup>1</sup>	Unemployed			In Employment			Total		
	Male	Female	Both sexes	Male	Female	Both sexes	Male	Female	Both sexes
Curepipe	38	46	84	26	22	48	64	68	132
Flacq	108	175	283	89	55	144	197	230	427
Goodlands	51	63	114	36	18	54	87	81	168
Mahebourg	26	47	73	47	29	76	73	76	149
Port Louis	80	81	161	50	28	78	130	109	239
Quartier Militaire	41	56	97	60	44	104	101	100	201
Quatre Bornes	74	64	138	31	26	57	105	90	195
Riviere des Anguilles	45	43	88	23	24	47	68	67	135
Riviere du Rempart	23	36	59	32	15	47	55	51	106
Rose Belle	34	83	117	59	45	104	93	128	221
Rose Hill	52	65	117	27	29	56	79	94	173
Triplet	82	81	163	52	40	92	134	121	255
Vacoas	55	78	133	24	31	55	79	109	188
<b>Total</b>	<b>709</b>	<b>918</b>	<b>1,627</b>	<b>556</b>	<b>406</b>	<b>962</b>	<b>1,265</b>	<b>1,324</b>	<b>2,589</b>

<sup>1</sup> Employment Information Centre

**Table 22 - Number of vacancies notified in EICs<sup>1</sup> by industrial group and sex, December 2021**

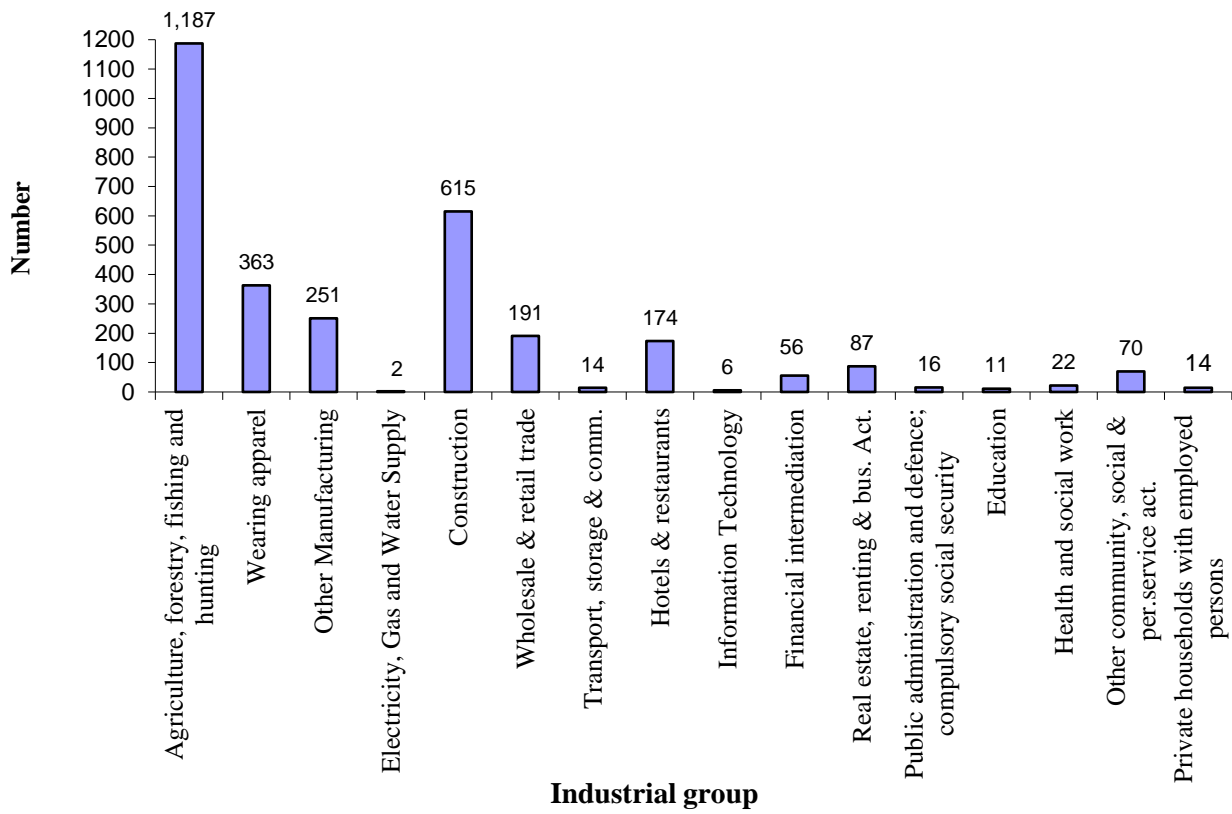
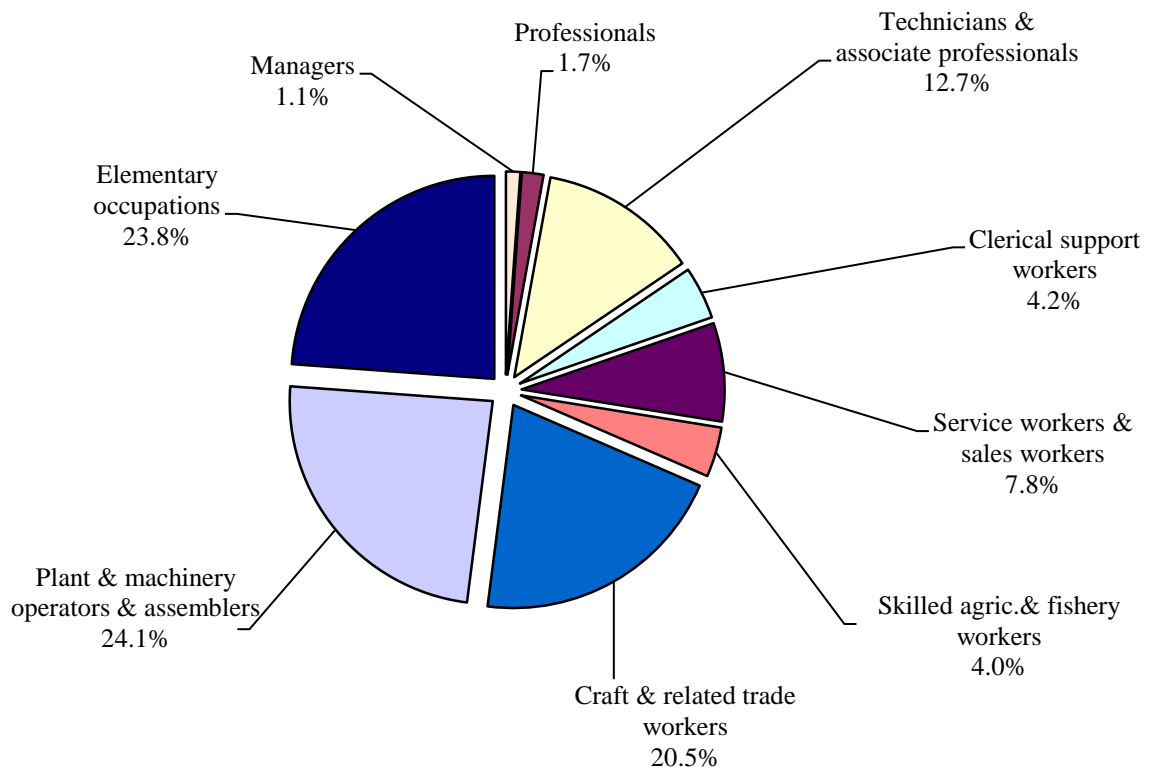
<b>Industrial group</b>	<b>Male</b>	<b>Female</b>	<b>Either male or female</b>	<b>Total</b>
Agriculture, hunting, forestry and fishing	425	84	253	762
Manufacturing	159	3	207	369
<i>of which: Textile</i>	0	0	5	5
<i>Wearing apparel</i>	4	0	170	174
Construction	471	1	5	477
Wholesale & retail trade; repair of m/vehicles, motorcycles & personal & household goods	105	8	67	180
Transport, storage and communications	7	0	1	8
Hotels and restaurants	21	35	90	146
Information Technology	0	0	5	5
Financial intermediation	0	2	50	52
Real estate, renting and business activities	12	5	44	61
Education	0	0	3	3
Health and social work	1	4	16	21
Other community, social and personal service activities	24	20	20	64
Private households with employed persons	4	10	0	14
<b>Total</b>	<b>1,229</b>	<b>172</b>	<b>761</b>	<b>2,162</b>

<sup>1</sup>EICs - Employment Information Centres**Table 23 - Number of vacancies notified in the PRESS by industrial group and sex, December 2021**

<b>Industrial group</b>	<b>Male</b>	<b>Female</b>	<b>Either male or female</b>	<b>Total</b>
Agriculture, hunting, forestry and fishing	0	0	425	425
Manufacturing	0	0	245	245
<i>of which: Wearing apparel</i>	0	0	189	189
Electricity, Gas and Water Supply	0	0	2	2
Construction	0	0	138	138
Wholesale & retail trade; repair of m/vehicles, motorcycles & personal & household goods	0	0	11	11
Transport, storage and communications	0	0	6	6
Hotels and restaurants	0	0	28	28
Information Technology	0	0	1	1
Financial intermediation	0	0	4	4
Real estate, renting and business activities	0	0	26	26
Public Administration and Defence	0	0	16	16
Education	0	0	8	8
Health and social work	0	0	1	1
Other community, social and personal service activities	0	0	6	6
<b>Total</b>	<b>0</b>	<b>0</b>	<b>917</b>	<b>917</b>

**Table 24 - Number of vacancies notified in the press and in EICs by industrial group and skill level, December 2021**

<b>Industrial group</b>	<b>Managers</b>	<b>Professionals</b>	<b>Technicians &amp; associate professionals</b>	<b>Clerical support workers</b>	<b>Service workers &amp; sales workers</b>	<b>Skilled agric., forestry &amp; fishery workers</b>	<b>Craft &amp; related trade workers</b>	<b>Plant &amp; machine operators &amp; assemblers</b>	<b>Elementary occupations</b>	<b>Total</b>
Agriculture, hunting, forestry and fishing	2	9	159	43	61	120	78	246	469	<b>1,187</b>
Manufacturing	1	1	45	22	3	2	61	401	78	<b>614</b>
<i>of which Textile</i>	0	0	0	1	0	2	0	2	0	<b>5</b>
<i>Wearing apparel</i>	1	1	1	12	0	0	5	314	29	<b>363</b>
Electricity, Gas and Water Supply	1	1	0	0	0	0	0	0	0	<b>2</b>
Construction	2	19	109	4	1	0	431	22	27	<b>615</b>
Wholesale & retail trade; repair of motor vehicles, motorcycles & personal and household goods	3	0	8	9	27	0	38	54	52	<b>191</b>
Transport, storage & communications	2	2	1	2	0	0	5	2	0	<b>14</b>
Hotels & restaurants	4	3	12	8	101	0	14	0	32	<b>174</b>
Information technology	1	5	0	0	0	0	0	0	0	<b>6</b>
Financial intermediation	10	1	43	0	0	0	0	0	2	<b>56</b>
Real estate, renting and business activities	4	4	2	31	11	0	3	14	18	<b>87</b>
Public administration and defence; compulsory social security	4	3	5	0	2	0	0	0	2	<b>16</b>
Education	0	5	3	2	0	0	0	0	1	<b>11</b>
Health and social work	0	0	0	4	16	0	1	1	0	<b>22</b>
Other community, social and personal service activities	1	0	3	4	16	0	0	3	43	<b>70</b>
Private households with employed persons	0	0	0	0	3	0	1	0	10	<b>14</b>
<b>Total</b>	<b>35</b>	<b>53</b>	<b>390</b>	<b>129</b>	<b>241</b>	<b>122</b>	<b>632</b>	<b>743</b>	<b>734</b>	<b>3,079</b>

**Figure 3 - Number of vacancies by industrial group, December 2021****Figure 4 - Distribution (%) of vacancies by skill level, December 2021**



**Table 25 - Change in number of vacancies notified in the press and in EICs by industrial group, November - December 2021**

<b>Industrial group</b>	<b>November 2021</b>	<b>December 2021</b>	<b>Change</b>
Agriculture, hunting, forestry & fishing	1,019	1,187	168
Manufacturing	427	614	187
<i>of which: Textiles</i>	27	5	-22
<i>Wearing apparel</i>	121	363	242
Electricity,gas and water supply	0	2	2
Construction	731	615	-116
Wholesale & retail trade; repair of motor vehicles, motorcycles, personal and household goods	587	191	-396
Transport, storage & communications	44	14	-30
Hotels & restaurants	241	174	-67
Information technology	170	6	-164
Financial intermediation	8	56	48
Real estate, renting and business activities	202	87	-115
Public administration and defence; compulsory social security	15	16	1
Education	5	11	6
Health & social work	15	22	7
Other community, social and personal service activities	78	70	-8
Private households with employed persons	15	14	-1
<b>Total</b>	<b>3,557</b>	<b>3,079</b>	<b>-480</b>

**Table 26 - Number of placements effected under the Youth Employment Programme by industrial group and sex, December 2021**

<b>Industrial group</b>	<b>Male</b>	<b>Female</b>	<b>Both sexes</b>
Manufacturing	1	1	2
Construction	2	4	6
Wholesale and retail trade; repair of motor vehicles and motorcycles	2	4	6
Accommodation and food service activities	1	1	2
Information and communication	3	3	6
Real estate activities	0	2	2
Professional, scientific and technical activities	4	4	8
Education	0	2	2
Other service activities	1	3	4
<b>Total</b>	<b>14</b>	<b>24</b>	<b>38</b>

**Table 27 - Result of submission of candidates to employers for job placement effected in December 2021**

<b>Employment Information Centre</b>	<b>Vacancies</b>	<b>Applicants referred to employers</b>	<b>Declined offer</b>	<b>Failed to report to employer</b>	<b>Not selected</b>	<b>Result not yet known</b>	<b>Number placed</b>	<b>Placements for previous vacancies</b>
Triolet	333	210	0	80	113	0	17	0
Riviere du Rempart	28	222	0	44	160	0	12	6
Goodlands	111	408	0	52	199	135	21	1
Port Louis	309	93	0	0	78	0	15	0
Rose Hill	246	51	26	0	9	1	5	10
Quatre Bornes	494	332	7	0	305	0	20	0
Vacoas	24	162	0	0	148	0	14	0
Curepipe	77	284	71	20	64	121	4	4
Quartier Militaire	73	345	44	63	51	171	13	3
Flacq	248	424	0	0	265	144	15	0
Rose Belle	80	115	13	0	34	58	10	0
Riviere Des Anguilles	88	271	0	0	253	1	17	0
Mahebourg	51	298	94	10	44	130	12	8
<b>Total</b>	<b>2,162</b>	<b>3,215</b>	<b>255</b>	<b>269</b>	<b>1,723</b>	<b>761</b>	<b>175</b>	<b>32</b>
<b>Vacancies in the Public Sector</b>	<b>3</b>	<b>705</b>	<b>0</b>	<b>0</b>	<b>0</b>	<b>0</b>	<b>0</b>	<b>47</b>
<b>Grand Total</b>	<b>2,165</b>	<b>3,920</b>	<b>255</b>	<b>269</b>	<b>1,723</b>	<b>761</b>	<b>175</b>	<b>79</b>

**Table 28 - Number of placements effected by industrial group, occupation and sex, December 2021**

<b>Industrial group</b>	<b>Occupation</b>	<b>Male</b>	<b>Female</b>	<b>Both sexes</b>
Agriculture	Gardener	3	0	3
	General Labourer	2	0	2
	Landscaping Worker	1	0	1
	Poultry Farmer	2	0	2
	<b>Sub Total</b>	<b>8</b>	<b>0</b>	<b>8</b>
Manufacturing	Accounts Clerk	1	0	1
	Administrative Assistant	0	1	1
	Aluminium Worker	2	0	2
	Assistant Laboratory Technician	1	0	1
	Clerical Officer	1	1	2
	CNC Milling and Lathe Machine Operation	2	0	2
	Crane/ Forklift Operator	2	0	2
	Driver, Private Car	1	0	1
	Driver, Van, Light and Local Transport	1	0	1
	Helper	4	1	5
	Machine Operator, Embroidery	0	1	1
	Machine Operator, Sewing	2	3	5
	Packer, Hand	1	2	3
	Painter, General	1	0	1
	Presser, Hand	0	1	1
	Quality Controller	0	1	1
	Storekeeper	0	1	1
	Trimmer	1	0	1
	<b>Sub Total</b>	<b>20</b>	<b>12</b>	<b>32</b>
Construction	Clerical Officer	1	0	1
	Electrician, General	1	0	1
	Helper	1	0	1
	Lorry Driver, Heavy	1	0	1
	<b>Sub Total</b>	<b>4</b>	<b>0</b>	<b>4</b>
Wholesale & retail trade; repair of motor vehicles, motorcycles& personal and household goods	Air Conditioning Technician	2	0	2
	Apprentice Electrician Motor Vehicle	1	0	1
	Building Maintenance Handyman	1	0	1
	Cashier	1	7	8
	Chicken Cleaning and Cutting Machine Operat	0	1	1
	Chief Cashier	0	1	1
	Cleaner	0	7	7
	Driver, Private Car	1	0	1
	Driver - Salesperson	2	0	2
	Helper	6	3	9
	Helper, Store	1	0	1

**Table 28 (cont'd) - Number of placements effected by industrial group, occupation and sex, December 2021**

<b>Industrial group</b>	<b>Occupation</b>	<b>Male</b>	<b>Female</b>	<b>Both sexes</b>
Wholesale & retail trade; repair of motor vehicles, motorcycles& personal and household goods (Cont'd)	Lorry Driver, Heavy	1	0	1
	Salesperson, Retail Trade	2	10	12
	Security Guard	2	0	2
	Shelves Worker	5	1	6
	Shop Assistant	0	3	3
	<b>Sub Total</b>	<b>25</b>	<b>33</b>	<b>58</b>
Hotels and restaurants	Barman/ Barmaid	2	0	2
	Cabinet Maker	1	0	1
	Cleaner	0	2	2
	Club Host	0	2	2
	Cook, General	0	1	1
	Driver, Private Car	2	0	2
	Fast Food Operator	4	2	6
	Golf Caddie	1	0	1
	Helper	2	0	2
	Kitchen Helper	0	5	5
	Laundry Attendant	1	0	1
	Hotel Receptionist	0	3	3
	Packer Hand	0	1	1
	Plumber	1	0	1
	Valet/ Chambermaid, Hotel	3	3	6
	Waiter/Waitress	4	3	7
	<b>Sub Total</b>	<b>21</b>	<b>22</b>	<b>43</b>
Information Technology	Accounts Clerk	0	1	1
	Data -Entry Clerk	2	0	2
	Customer Service Clerk	2	4	6
	Graphic Designer	0	2	2
	Net Developer	1	1	2
	<b>Sub Total</b>	<b>5</b>	<b>8</b>	<b>13</b>
Financial Intermediation	Customer Service Clerk	0	1	1
	Insurance Agent	0	2	2
	Insurance Assistant	0	3	3
	Marketing Executive	0	2	2
	Sales Representative	3	0	3
	<b>Sub Total</b>	<b>3</b>	<b>8</b>	<b>11</b>
Real estate, renting and business services	Accounts Clerk	0	1	1
	Administrative Clerk	0	1	1
	Beautician	0	1	1
	Building Maintenance Handyman	3	0	3
	Building Painter	1	0	1

**Table 28 (cont'd) - Number of placements effected by industrial group, occupation and sex, December 2021**

Industrial group	Occupation	Male	Female	Both sexes
Real estate, renting and business services (cont'd)	Cashier	1	1	2
	Cleaner	0	1	1
	Cleaner, Building Office	0	2	2
	Cleaner, Car and Bus	1	0	1
	Clerical Officer	1	0	1
	Dealer, Casino	1	2	3
	Driver, Bus	1	0	1
	Driver- Messenger	1	1	2
	Driver, Private Car	1	0	1
	Helper	2	1	3
	Human Resource Clerk	0	1	1
	Nature Guide	1	0	1
	Research Assistant	0	2	2
	Security Guard	3	0	3
	<b>Sub Total</b>	<b>17</b>	<b>14</b>	<b>31</b>
Education	Education Officer, Physics	1	0	1
	<b>Sub Total</b>	<b>1</b>	<b>0</b>	<b>1</b>
Health and Social Services	Receptionist	0	1	1
	<b>Sub Total</b>	<b>0</b>	<b>1</b>	<b>1</b>
Private Households	Carer, Home	0	1	1
	Housemaid	0	3	3
	Storekeeper	1	0	1
	<b>Sub Total</b>	<b>1</b>	<b>4</b>	<b>5</b>
<b>Total EIC<sup>1</sup></b>		<b>105</b>	<b>102</b>	<b>207</b>
ESMO <sup>2</sup> : (a) Public Sector		23	24	47
(b) Workfare Programme		16	19	35
(c) Magazine de L'Emploi et des Metiers		11	28	39
(d) Job Management System		3	0	3
(e) Youth Employment Programme		18	28	46
(f) Back to Work Programme		0	0	0
(g) Dual Training Programme		0	0	0
(h) Trainee Engineer Scheme		4	1	5
(I) Overseas Vacancies		39	17	56
<b>Total ESMO</b>		<b>114</b>	<b>117</b>	<b>231</b>
<b>Grand Total</b>		<b>219</b>	<b>219</b>	<b>438</b>

<sup>1</sup> Employment Information Centres

<sup>2</sup> Employment Service Main Office

# WORK PERMITS & CERTIFICATES OF EXEMPTION



**Table 29 - Number of NEW work permits issued by industrial group, occupation & sex, December 2021**

<b>Industrial Group</b>	<b>Occupation</b>	<b>Male</b>	<b>Female</b>	<b>Both sexes</b>
Agriculture, Hunting and Forestry	Architect, Landscape	10	0	10
	Carer	1	0	1
	Green house and budding operator	3	0	3
	Machine Operator, Sewing	1	0	1
	Marquetry Inlayer	1	0	1
	Operator, Fertiliser Plant	1	0	1
	Poultry Farm Worker (Unskilled)	37	0	37
	<b>Sub Total</b>	<b>54</b>	<b>0</b>	<b>54</b>
Manufacturing	Aluminium Fabricator	29	0	29
	Baker, General	5	0	5
	Cabinet Maker	21	1	22
	Carpenter, General	1	0	1
	Cook, Indian Cuisine	1	0	1
	Crane Operator	1	0	1
	Electrician, General	1	0	1
	Fish Cutter	19	2	21
	Garment Pattern Maker	2	0	2
	Gas and Electric Welder, General	1	0	1
	Gas Welder	1	0	1
	Jeweller, General	1	0	1
	Machine Operator Ointment Manufacturing	1	0	1
	Machine Operator, Bakery Products	15	0	15
	Machine Operator, Sewing	417	26	443
	Machine Operator, Spinning, Thread and Yarn	1	0	1
	Machine Operator, Stone Crushing	26	9	35
	Machine Operator, Vacuum Drying (Leather)	3	0	3
	Machinery-Fitter, General	1	0	1
	Managing Supervisors in Manufacturing	1	0	1
	Metal Drawers and Extruders	2	0	2
	Metal Working Machine Setter, General	1	0	1
	Milling-Machine, Setter-Operator	1	0	1
	Pastry Maker	1	0	1
	Plastic Injection Moulding Machine Operator	15	0	15
	Sculptor	5	0	5
	Shoe Sewer\Machine	1	0	1
	Spinner, Thread and Yarn	18	0	18
	Turner / Fitter	1	0	1
	Upholsterer, General	3	0	3
	Welders and Flame-Cutters	4	0	4
	<b>Sub Total</b>	<b>600</b>	<b>38</b>	<b>638</b>
Construction	Aluminium Fabricator	2	0	2
	Apprentice, Machinery Assembler	1	0	1
	Barbender	5	0	5
	Bricklayers, Stonemasons, Floor Layers and Tile Setters	14	0	14



**Table 29 (cont'd)- Number of NEW work permits issued by industrial group, occupation & sex, December 2021**

<b>Industrial Group</b>	<b>Occupation</b>	<b>Male</b>	<b>Female</b>	<b>Both sexes</b>
Construction (cont'd)	Carpenter, General	10	0	10
	Carpenters and Joiners	1	0	1
	Construction Carpenter	3	0	3
	Cook, Chinese Cuisine	1	0	1
	Electrician, General	20	0	20
	Laboratory Technician, Chemical Laboratory	1	0	1
	Constructions	2	0	2
	Mason, General	35	0	35
	Mason, Monument	8	0	8
	Pipe Layer	2	0	2
	Plumber, General	13	0	13
	Safety Supervisor	2	0	2
	Steel Fixer	2	0	2
	Stonemason, Construction	3	0	3
	Supervisor and Foreman, Building Construction	1	0	1
	Tile Setter	1	0	1
	<b>Sub Total</b>	<b>127</b>	<b>0</b>	<b>127</b>
Wholesale and retail trade, repair of motor vehicles, motorcycles and personal and household goods	Cabinet Maker	1	0	1
	Carpenter, General	1	0	1
	Cleaner, Car and Bus	3	0	3
	Decorator, Interior	1	0	1
	Field Crop Farmer, General	2	0	2
	Fork-Lift Truck Operator	2	0	2
	Glue Bonding Machine Setter Operator, Panel	1	0	1
	Knitting Machine Operator, Garment	1	0	1
	Machine Operator Paint Manufacturing	1	0	1
	Machine Operator, Packing	17	0	17
	Machine Operator, Sewing	6	0	6
	Machine Operator, Textile Water-Proofing	8	0	8
	<b>Sub Total</b>	<b>44</b>	<b>0</b>	<b>44</b>
Transportation, Storage and Communications	Call Centre Operator	27	61	88
	<b>Sub Total</b>	<b>27</b>	<b>61</b>	<b>88</b>
Hotels and restaurants	Cook, Chinese Cuisine	1	0	1
	Cook, Hotel/Restaurant	9	0	9
	Cook, Indian Cuisine	3	0	3
	Cooks	2	0	2
	Indian Chief	1	0	1
	Receptionist	0	1	1
	Sports Coach	1	0	1
	<b>Sub Total</b>	<b>17</b>	<b>1</b>	<b>18</b>
Information Technology	Consultant, business process engineering	0	1	1
	<b>Sub Total</b>	<b>0</b>	<b>1</b>	<b>1</b>

**Table 29 (cont'd)- Number of NEW work permits issued by industrial group, occupation & sex, December 2021**

<b>Industrial Group</b>	<b>Occupation</b>	<b>Male</b>	<b>Female</b>	<b>Both sexes</b>
Health and Social Work	Auxiliary Nurse	0	1	1
	Nursery Skilled Worker	0	1	1
	Nursing Officer	2	2	4
	Radiographer	0	1	1
	Specialised Nurse	0	1	1
	Student Nurse	0	1	1
	<b>Sub Total</b>	<b>2</b>	<b>7</b>	<b>9</b>
Other community, social and personal services	Football Player	3	0	3
	Jockey, Professional	1	0	1
	Machine Operator, Drying, Laundry	8	0	8
	Minister of Religion	1	0	1
	Religious Professionals	1	0	1
	Senior Administrator of Religious Organisation	6	0	6
	<b>Sub Total</b>	<b>20</b>	<b>0</b>	<b>20</b>
Private households with employed persons	Carer	0	2	2
	Machine Operator, Embroidery	1	0	1
	<b>Sub Total</b>	<b>1</b>	<b>2</b>	<b>3</b>
<b>Total</b>		<b>892</b>	<b>110</b>	<b>1,002</b>

**Table 30 - Number of work permits RENEWED by industrial group, occupation & sex, December 2021**

Sector	Occupation	Male	Female	Both sexes
Agriculture, hunting, forestry and fishing	Agricultural Field Auxiliary	1	0	1
	Field Crop Farmer, General	2	0	2
	Horticultural Technician	2	0	2
	Labourer Construction Roads, Dams and Similar Constructions	1	0	1
	Labourer Maintenance, Construction	2	0	2
	Livestock Skilled Worker	2	0	2
	Marquetry Inlayer	1	0	1
	Poultry Farm Worker (Unskilled)	1	0	1
	Poultry Farmer	2	0	2
	Poultry Producers and Skilled Workers	1	0	1
	Supervisor and Foreman, Machine Packing and Labelling	1	0	1
	Supervisors, Agricultural, Forestry, Fishery and Related Unskilled Labourers	1	0	1
	<b>Sub Total</b>	<b>17</b>	<b>0</b>	<b>17</b>
Manufacturing	Aluminum Fabricator	4	0	4
	Apprentice Mechanic, Precision Instruments	1	0	1
	Blockmaker, Concrete Casting	1	0	1
	Boiler Plant Operator, Steam	1	0	1
	Cabinet Maker	18	0	18
	Carpenter, General	1	0	1
	Chemical Bleacher Operator	1	0	1
	Chemist, Quality Control	1	0	1
	Cooks, NEC	1	0	1
	Electrician, General	2	0	2
	Fish Cutter	41	46	87
	Garment Pattern Maker	1	0	1
	Gas and Electric Welder, General	1	0	1
	Industrial-Machinery Mechanics and Fitters	1	0	1
	Jeweller, General	3	0	3
	Knitter, Garments, Hand	2	0	2
	Knitting Machine Operator, Automatic, Circular	1	0	1
	Knitting Machine Operator, Garment	17	0	17
	Looping Machine Operator	4	0	4
	Machine Operator, Bakery Products	9	0	9
	Machine Operator, Blending, Wine and Spirits	4	0	4
	Machine Operator, Lace Weaving	4	0	4
	Machine Operator, Sewing	314	80	394
	Machine Operator, Sewing Leather	1	0	1
	Machine Operator, Spinning, Synthetic Fibre	3	0	3

**Table 30 (cont'd)- Number of work permits RENEWED by industrial group, occupation & sex, December 2021**

<b>Sector</b>	<b>Occupation</b>	<b>Male</b>	<b>Female</b>	<b>Both sexes</b>
Manufacturing (Cont'd)	Machine Operator, Spinning, Thread and Yarn	14	0	14
	Machine Operator, Textile Cutting	1	0	1
	Machine Operator, Textile Printing	3	3	6
	Managing Supervisor, Small Manufacturing Company	1	0	1
	Meat-and Fish- Processing Machine Operators	3	0	3
	Mechanic, Heavy Vehicle	2	0	2
	Mechanic, Weaving Machine	2	0	2
	Mechanical Engineering Technician, General	1	0	1
	Metal Working Machine Setter Operator, General	2	0	2
	Other Machinery Mechanics and Fitters	2	0	2
	Pastry Maker	1	0	1
	Press Operator, Offset Lithographic Printing	5	0	5
	Recycling Machine Operator, Plastic	1	0	1
	Safety Supervisor	1	0	1
	Soap Maker, Machine	4	0	4
	Supervisor and General Foreman, Textile Products Treating Machine Operations	1	0	1
	Supervisor of back office	1	0	1
	Textile Technician	1	0	1
	Trainer Woodworking	1	0	1
	Translator	1	0	1
	Upholsterer, Furniture	2	0	2
	Weaving and Knitting Machine Operators	1	0	1
	Welder	1	0	1
	Welder, Resistance	1	0	1
	Welders and Flame-Cutters	2	0	2
	Working Proprietor, Metal Works & Fabrication	1	0	1
	Yarn Dyeing Technician	1	0	1
	<b>Sub Total</b>	<b>494</b>	<b>129</b>	<b>623</b>
Construction	Aluminium Fabricator	4	0	4
	Barbender	6	0	6
	Building and Related Electricians	3	0	3
	Building Construction and Maintenance Labourers	1	0	1
	Building Construction Labourer	7	0	7
	Building Painter	2	0	2
	Cabinet Maker	4	0	4
	Carpenter, General	33	0	33
	Carpenters and Joiners	0	0	0
	Concrete Shutterer	4	0	4

**Table 30 (cont'd)- Number of work permits RENEWED by industrial group, occupation & sex, December 2021**

<b>Sector</b>	<b>Occupation</b>	<b>Male</b>	<b>Female</b>	<b>Both sexes</b>
Construction (Cont'd)	Construction Carpenter	9	0	9
	Cooks	1	0	1
	Electrical Engineering Technician General	2	0	2
	Electrician, General	7	0	7
	Gas and Electric Welder, General	4	0	4
	Granite technician	3	0	3
	Hand End Blade Machine Operator (Rolling Shutters)	1	0	1
	Head Cook	2	0	2
	Interpreter Clerks, Court	0	1	1
	Mason, General	132	0	132
	Mason, Monument	5	0	5
	Material Planning Clerk	5	0	5
	Materials Testing Technician, Civil	3	0	3
	Motor Vehicle Mechanics and Repairers	1	0	1
	Painter, Artist	4	0	4
	Pipe Fitter, General	2	0	2
	Pipe Layer	0	0	0
	Plumber, General	3	0	3
	Sculptor	1	0	1
	Site Manager	3	0	3
	Site Supervisor	1	0	1
	Site technician	3	0	3
	Steel Fixer	24	0	24
	Stonemason, Construction	9	0	9
	Supervisor and Foreman, Building Construction	3	0	3
	Tile Setter	6	0	6
	Welder	3	0	3
	<b>Sub Total</b>	<b>301</b>	<b>1</b>	<b>302</b>
Wholesale and retail trade, repair of motor vehicles, motorcycles and personal and household goods	Apprentice Sheet Metal Worker	3	0	3
	Assembler, Woodworking Machinery	3	0	3
	Cabinet Maker	2	0	2
	Carpenter, General	1	0	1
	Cook, Hotel/Restaurant	1	0	1
	Cook, Indian Cuisine	1	0	1
	Edge Banding Machine Setter Operator, Panel	1	0	1
	Electronic engineer	1	0	1

**Table 30 (cont'd)- Number of work permits RENEWED by industrial group, occupation & sex, December 2021**

<b>Sector</b>	<b>Occupation</b>	<b>Ma</b>	<b>Female</b>	<b>Both sexes</b>
Wholesale and retail trade, repair of motor vehicles, motorcycles and personal and household goods (Cont'd)	Embroiderer, Hand	1	0	1
	excavator loader on p types	1	0	1
	Fork-Lift Truck Operator	1	0	1
	Garments Technician	1	0	1
	Gem Setter	1	0	1
	Granite cutter and polisher	3	0	3
	Handicraft Worker, Garments	1	0	1
	Machine Operator, Blending, Wine and Spirits	1	0	1
	Machine Operator, Embroidery	1	0	1
	Machine Operator, Packing	3	0	3
	Machine Operator, Sewing	6	0	6
	Machine Operator, Tea Coffee Processing	1	0	1
	Machinery Assembler, General	1	0	1
	Metal Working Machine Setter Operator, General	3	0	3
	Motor Vehicle Mechanics and Repairers	4	0	4
	Packer, Hand	4	0	4
	Pastry Maker	2	0	2
	Supervisor, Panel Checking	2	0	2
	Wooden Furniture Finisher	2	0	2
	<b>Sub Total</b>	<b>52</b>	<b>0</b>	<b>52</b>
Transport, storage and communications	Call Centre Operator	0	6	6
	Electrical Fitter, General	1	0	1
	Electrician, General	2	0	2
	Pipe Fitter, General	1	0	1
	Sales executive	0	1	1
	Site agent	1	0	1
	<b>Sub Total</b>	<b>5</b>	<b>7</b>	<b>12</b>
Hotels and Restaurants	Carpenter, General	9	0	9
	Chief manager	1	0	1
	Cook, chinese cuisine	1	0	1
	Cook, Hotel/Restaurant	4	0	4
	Cook, indian cuisine	3	0	3
	Helper, Kitchen, Non-Domestic	1	0	1
	Indian chef	1	0	1
	Sculptor	1	0	1
	<b>Sub Total</b>	<b>21</b>	<b>0</b>	<b>21</b>

**Table 30 (cont'd)- Number of work permits RENEWED by industrial group, occupation & sex, December 2021**

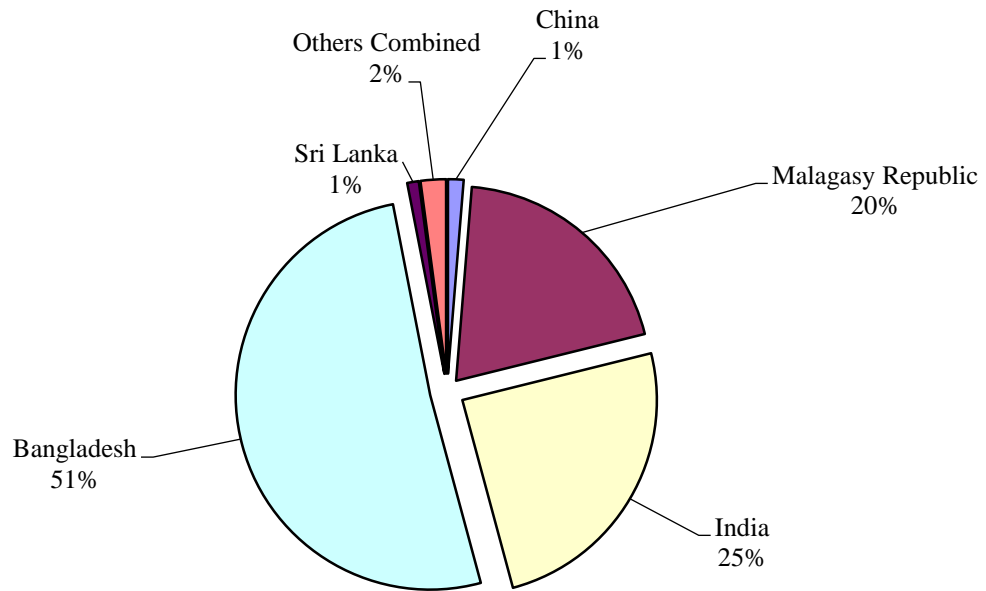
<b>Sector</b>	<b>Occupation</b>	<b>Male</b>	<b>Female</b>	<b>Both sexes</b>
Real estate, renting and business activities	Cooks	1	0	1
	Fibre Grader and Classer	1	0	1
	Manager, Communications	0	1	1
	Mechanic, Electrical	1	0	1
	<b>Sub Total</b>	<b>3</b>	<b>1</b>	<b>4</b>
Education	Cook, Indian Cuisine	1	0	1
	<b>Sub Total</b>	<b>1</b>	<b>0</b>	<b>1</b>
Health and Social Work	Nursery Skilled Worker	1	0	1
	Nursing Officer	8	2	10
	Radiographer	1	0	1
	Specialised Nurse	2	1	3
	<b>Sub Total</b>	<b>12</b>	<b>3</b>	<b>15</b>
Other community, social and personal service	Cook, Indian Cuisine	1	0	1
	Jockey, Professional	1	0	1
	Machine Operator, Drying, Laundry	1	0	1
	Machine Operator, Textile Washing	1	0	1
	Manager Project	1	0	1
	Minister of Religion	1	0	1
	Muslim priest / islamic cultural teacher	1	0	1
	Priest	2	0	2
	Religious Professionals	1	1	2
	Religious Worker, Non-Ordained	2	5	7
	Sculptor	2	0	2
	Sculptors, Painters and Related Workers	2	0	2
	Senior Administrator of Christian Religious Organisation	2	2	4
	Senior Administrator of Hindu Religious Organisation	2	0	2
	Senior Administrator of Muslim Religious Organisation	2	0	2
	Senior Administrators of Religious Organisations	2	0	2
	Spa Therapist	0	1	1
	Sports Coach	1	0	1
	Tent decorator	2	0	2
	Warden, Wildlife	1	0	1
	<b>Sub Total</b>	<b>28</b>	<b>9</b>	<b>37</b>
Private Households with Employed Persons	Governess, Children	0	1	1
	<b>Sub Total</b>	<b>0</b>	<b>1</b>	<b>1</b>
<b>Total</b>		<b>934</b>	<b>151</b>	<b>1,085</b>

**Table 31 - Number of new work permits issued and renewed work permits by country of origin & sex, December 2021**

Country	New			Renewed			Grand Total
	Male	Female	Both sexes	Male	Female	Both sexes	
Australia	0	0	0	1	0	1	1
Bangladesh	418	3	421	561	85	646	1067
Brazil	1	0	1	0	0	0	1
Burkina Faso	1	0	1	0	0	0	1
China	19	0	19	7	1	8	27
Djibouti	0	0	0	0	1	1	1
Ethopia	0	0	0	2	0	2	2
France	2	0	2	1	0	1	3
India	261	10	271	238	6	244	515
Indonesia	0	0	0	0	1	1	1
Ivory Coast	1	0	1	0	0	0	1
Kenya	0	0	0	1	0	1	1
Madagascar	180	96	276	90	48	138	414
Morocco	1	0	1	0	0	0	1
Nepal	2	0	2	18	0	18	20
Nigeria	1	0	1	0	0	0	1
Pakistan	0	0	0	2	0	2	2
Philippines	0	0	0	1	1	2	2
South Africa	0	0	0	1	0	1	1
Spain	0	0	0	1	0	1	1
Sri Lanka	5	0	5	7	8	15	20
Tanzania	0	0	0	1	0	1	1
Tunisia	0	1	1	0	0	0	1
United Kingdom	0	0	0	2	0	2	2
<b>Total</b>	<b>892</b>	<b>110</b>	<b>1,002</b>	<b>934</b>	<b>151</b>	<b>1,085</b>	<b>2,087</b>



**Figure 5 - Distribution (%) of new work permits & renewed work permits by country of origin, December 2021**



**Figure 6 - Number of new work permits & renewed work permits by industrial group, December 2021**



**Table 32 - Number of new and renewed work permits by industrial group & sex, December 2021**

Industrial group	New			Renewed			Total		
	Male	Female	Both sexes	Male	Female	Both sexes	Male	Female	Both sexes
Agriculture, Hunting And Forestry	54	0	54	17	0	17	71	0	71
Manufacturing	600	38	638	494	129	623	1,094	167	1,261
Construction	127	0	127	301	1	302	428	1	429
Wholesale And Retail Trade, Repair Of Motor Vehicles, Motorcycles And Personal And Household Goods	44	0	44	52	0	52	96	0	96
Transport, Storage And Communications	27	61	88	5	7	12	32	68	100
Hotels and Restaurants	17	1	18	21	0	21	38	1	39
Information Technology	0	1	1	0	0	0	0	1	1
Real Estate, Renting And Business Activities	0	0	0	3	1	4	3	1	4
Education	0	0	0	1	0	1	1	0	1
Health And Social Work	2	7	9	12	3	15	14	10	24
Other Community, Social And Personal Service	20	0	20	28	9	37	48	9	57
Private households with employed persons	1	2	3	0	1	1	1	3	4
<b>Total</b>	<b>892</b>	<b>110</b>	<b>1,002</b>	<b>934</b>	<b>151</b>	<b>1,085</b>	<b>1,826</b>	<b>261</b>	<b>2,087</b>

**Table 33 - Number of certificates of exemption issued and renewed by country of origin & sex, December 2021**

<b>Country</b>	<b>New</b>	<b>Renewed</b>	<b>Grand Total</b>
Bangladesh	12	8	<b>20</b>
China, People's Republic of	9	1	<b>10</b>
France	3	3	<b>6</b>
Greece	1	0	<b>1</b>
India	188	38	<b>226</b>
Indonesia	1	0	<b>1</b>
Italy	0	1	<b>1</b>
Serbia	0	1	<b>1</b>
Sierra Leone	1	0	<b>1</b>
Togo	1	0	<b>1</b>
<b>Total</b>	<b>216</b>	<b>52</b>	<b>268</b>

**Table 34 - Number of valid work permits and certificates of exemption by industrial group & sex, as at end of December 2021**

Industrial group	Valid Work Permits			Certificates of Exemption			Grand Total		
	Male	Female	Both sexes	Male	Female	Both sexes	Male	Female	Both sexes
Agriculture, Hunting and Forestry	636	8	644	0	0	0	636	8	644
Fishing	29	0	29	106	0	106	135	0	135
Mining And Quarrying	2	0	2	0	0	0	2	0	2
Manufacturing	13,343	3,354	16,697	0	0	0	13,343	3,354	16,697
Electricity, Gas And Water Supply	13	0	13	0	0	0	13	0	13
Construction	3,472	8	3,480	4,855	1	4,856	8,327	9	8,336
Wholesale And Retail Trade, Repair Of Motor Vehicles, Motorcycles And Personal And Household Goods	1,105	14	1,119	2	0	2	1,107	14	1,121
Transport, Storage And Communications	152	96	248	14	0	14	166	96	262
Hotels And Restaurants	346	32	378	0	0	0	346	32	378
Information Technology	5	3	8	0	0	0	5	3	8
Financial Intermediation	33	4	37	13	11	24	46	15	61
Real Estate, Renting And Business Activities	263	6	269	0	0	0	263	6	269
Public Administration And Defence; Compulsory Social Security	3	0	3	50	11	61	53	11	64
Education	7	10	17	43	38	81	50	48	98
Health And Social Work	164	104	268	3	1	4	167	105	272
Other Community, Social And Personal Service	397	79	476	20	11	31	417	90	507
Private Households With Employed Persons	5	18	23	0	0	0	5	18	23
Extra-territorial Organisations and Bodies	0	0	0	10	17	27	10	17	27
<b>Total</b>	<b>19,975</b>	<b>3,736</b>	<b>23,711</b>	<b>5,116</b>	<b>90</b>	<b>5,206</b>	<b>25,091</b>	<b>3,826</b>	<b>28,917</b>

**Table 35 - Number of valid work permits and certificates of exemption by country of origin & sex, as at end of December 2021**

Country of origin	Valid Work Permits			Certificates of exemption			Grand Total		
	Male	Female	Both sexes	Male	Female	Both sexes	Male	Female	Both sexes
Australia	4	0	4	1	0	1	5	0	5
Bangladesh	11,104	2,362	13,466	29	0	29	11,133	2,362	13,495
Belgium	1	0	1	1	0	1	2	0	2
Botswana	1	1	2	0	1	1	1	2	3
Brazil	2	1	3	0	0	0	2	1	3
Burkina Faso	4	0	4	0	0	0	4	0	4
Burundi	1	0	1	0	1	1	1	1	2
Cameroon	16	0	16	0	0	0	16	0	16
Canada	0	4	4	0	1	1	0	5	5
Chile	1	0	1	0	0	0	1	0	1
China, People's Republic of	307	40	347	8	13	21	315	53	368
Congo	2	3	5	0	0	0	2	3	5
Cuba	0	0	0	1	0	1	1	0	1
Djibouti	0	1	1	0	1	1	0	2	2
Egypt	1	0	1	0	0	0	1	0	1
Ethiopia	2	0	2	3	0	3	5	0	5
France:	36	19	55	47	50	97	83	69	152
Germany	2	4	6	2	0	2	4	4	8
Ghana	6	0	6	0	1	1	6	1	7
Greece	0	0	0	6	0	6	6	0	6
Honduras	1	0	1	0	0	0	1	0	1
India	5,931	197	6,128	4,817	5	4,822	10,748	202	10,950
Indonesia	5	12	17	33	2	35	38	14	52
Ireland	1	1	2	0	1	1	1	2	3
Italy	5	1	6	1	0	1	6	1	7
Ivory Coast	19	0	19	0	0	0	19	0	19
Japan		0	0	4	1	5	4	1	5
Kenya	12	3	15		1	1	12	4	16
Korea, Republic of	3	0	3	7	0	7	10	0	10
Laos	0	1	1	0	0	0	0	1	1
Luthiana	0	1	1	0	0	0	0	1	1
Malagasy Republic	1,936	885	2,821	86	0	86	2,022	885	2,907
Malawi	0	0	0	0	1	1	0	1	1
Malaysia	3	2	5	1	0	1	4	2	6
Maldives	2	0	2	0	0	0	2	0	2
Mexico	2	0	2	0	0	0	2	0	2
Morocco	2	3	5	0	1	1	2	4	6
Mozambique	2	0	2	1	1	2	3	1	4
Nepal	236	1	237	28	0	28	264	1	265
Nigeria	14	0	14	0	0	0	14	0	14
Pakistan	8	0	8	0	0	0	8	0	8

**Table 34 (Cont'd) - Number of valid work permits and certificates of exemption by country of origin & sex, as at end of December 2021**

Country of origin	Valid Work Permits			Certificates of exemption			Grand Total		
	Male	Female	Both sexes	Male	Female	Both sexes	Male	Female	Both sexes
Philippines	6	13	19	3	0	3	9	13	22
Poland	1	0	1	1	0	1	2	0	2
Portugal	1	1	2	0	0	0	1	1	2
Romania	0	0	0	3	0	3	3	0	3
Rwanda	1	0	1	1	1	2	2	1	3
Senegal	4	2	6	0	0	0	4	2	6
Serbia	0	0	0	2	0	2	2	0	2
Seychelles	1	1	2	2	3	5	3	4	7
Sierra Leone	0	0	0	0	1	1	0	1	1
Singapore	0	0	0	4	0	4	4	0	4
South Africa	22	9	31	3	3	6	25	12	37
South Korea	2	0	2	0	0	0	2	0	2
Spain	3	1	4	0	0	0	3	1	4
Sri Lanka	231	144	375	1	0	1	232	144	376
Switzerland	3	0	3	0	0	0	3	0	3
Syria	2	0	2	0	0	0	2	0	2
Taiwan	2	1	3	1	0	1	3	1	4
Tanzania	2	0	2	0	0	0	2	0	2
Thailand	1	2	3	0	0	0	1	2	3
Togo	0	0	0	1	0	1	1	0	1
Tunisia	1	3	4	0	0	0	1	3	4
Turkey	1	0	1	0	0	0	1	0	1
Uganda	0	3	3	1	0	1	1	3	4
United Kingdom	9	3	12	10	1	11	19	4	23
United Arab of Emirates	0	0	0	1	0	1	1	0	1
United States of America	2	5	7	4	0	4	6	5	11
Vietnam	1	1	2	0	0	0	1	1	2
Yemen	1	0	1	0	0	0	1	0	1
Zambia	0	0	0	1	0	1	1	0	1
Zimbabwe	6	5	11	1	0	1	7	5	12
<b>Total</b>	<b>19,975</b>	<b>3,736</b>	<b>23,711</b>	<b>5,116</b>	<b>90</b>	<b>5,206</b>	<b>25,091</b>	<b>3,826</b>	<b>28,917</b>

# SECTION II



## Section II - Rodrigues

### 1. Introduction

This section presents data on registered jobseekers for Rodrigues Island. The functioning of the Employment Information Centre in Rodrigues is similar to that in Mauritius.

### 2. Registered Unemployed

The number of registered unemployed as at the end of December 2021 was 3,649 (1,483 males and 2,166 females), while the number of registrants in employment amounted to 1,480 consisting of 750 males and 730 females (Table 1.1). 48% of the unemployed persons were aged between 16 and 29 years (Table 1.2).

**Table 1.1 - Number of registered Unemployed and In Employment jobseekers by sex, as at end December 2021**

<b>Registered Jobseekers</b>	<b>Male</b>	<b>Female</b>	<b>Both sexes</b>
Unemployed	1,483	2,166	3,649
In Employment	750	730	1,480
<b>Total</b>	<b>2,233</b>	<b>2,896</b>	<b>5,129</b>

**Table 1.2 - Number of registered unemployed and in employment by sex and age group, as at end December 2021**

Age group	Unemployed						In employment					
	Male		Female		Total		Male		Female		Total	
	Number	%	Number	%	Number	%	Number	%	Number	%	Number	%
<b>16 - 29</b>	708	48	1,049	48	1,757	48	351	47	326	45	677	46
<b>30 - 39</b>	390	26	760	35	1,150	32	218	29	295	40	513	35
<b>40+</b>	385	26	357	16	742	20	181	24	109	15	290	20
<b>Total</b>	<b>1,483</b>	<b>100</b>	<b>2,166</b>	<b>100</b>	<b>3,649</b>	<b>100</b>	<b>750</b>	<b>100</b>	<b>730</b>	<b>100</b>	<b>1,480</b>	<b>100</b>

The educational attainment of unemployed registrants was mainly in the category “Form I to V (including SC failed)” at 37%. Only 95 registrants had their Higher School Certificate. The length of



unemployment of 18% of the registered unemployed was less than 2 years, and about 62% had been looking for work for 5 years or more. The average length of registration worked out to 4.0 years (Tables 1.3 and 1.4).

**Table 1.3 - Registered unemployed jobseekers by qualification and sex, as at end of December 2021**

Qualification	Male		Female		Total	
	Number	%	Number	%	Number	%
Education Nil + Std VI Failed	604	41	445	21	1,049	29
Standard VI Passed	187	13	222	10	409	11
Form I to V (including SC failed)	432	29	922	43	1,354	37
SC	214	14	486	22	700	19
HSC	37	2	58	3	95	3
Professional	9	1	33	2	42	1
<b>Total</b>	<b>1,483</b>	<b>100</b>	<b>2,166</b>	<b>100</b>	<b>3,649</b>	<b>100</b>

As regards previous work experience, 543 registrants had, in the past, worked or were qualified to work as “Craft & related trades workers”. The proportion of those who have never worked and did not possess any technical or professional qualifications is higher among female unemployed; 15% of the latter have never worked, compared to 6% of males unemployed (Table 1.5).

### **3. New registrants and re-registrants**

For the month of December 2021, 20 new unemployed jobseekers have registered themselves consisting of 8 males and 12 females. The number of unemployed re-registrants and the number of unemployed jobseekers who reported for maintaining their registration are 24 (9 males and 15 females) and 298 (127 males and 171 females) respectively.

For in employment, there were 2 new registrants, 6 re-registrants and 114 registrants, in employment, who reported to the Employment Information Centres to maintain their registration; comprising 0, 2 and 53 males and 2, 4 and 61 females respectively (Table 1.6).

### **4. Registered unemployed with disabilities**

Among the 3,649 unemployed registrants, there were 11 persons with disabilities who were looking for work comprising of 7 males and 4 females (Table 1.7).

**Table 1.4 - Number of registered unemployed by qualification, length of registration, sex and age-group, Island of Rodrigues, as at end of December 2021**

Qualification	Age-group Length of Registration	Male					Female					Both sexes				
		16 - 19	20 - 29	30 - 39	40+	Total	16 - 19	20 - 29	30 - 39	40+	Total	16 - 19	20 - 29	30 - 39	40+	Total
Education Nil +Std VI Failed	Less than 1 year	9	14	3	8	34	5	11	11	9	36	14	25	14	17	70
	1 yr but < 2 yrs	0	10	2	4	16	2	6	2	6	16	2	16	4	10	32
	2 yrs but < 3 yrs	0	10	9	5	24	0	9	7	4	20	0	19	16	9	44
	3 yrs but < 4 yrs	0	6	7	8	21	0	9	13	13	35	0	15	20	21	56
	4 yrs but < 5 yrs	0	9	10	15	34	0	5	13	26	44	0	14	23	41	78
	5 yrs and above	0	35	159	281	475	0	21	126	147	294	0	56	285	428	769
	<b>Total</b>	<b>9</b>	<b>84</b>	<b>190</b>	<b>321</b>	<b>604</b>	<b>7</b>	<b>61</b>	<b>172</b>	<b>205</b>	<b>445</b>	<b>16</b>	<b>145</b>	<b>362</b>	<b>526</b>	<b>1,049</b>
Standard VI (Passed)	Less than 1 year	4	6	3	1	14	3	7	2	2	14	7	13	5	3	28
	1 yr but < 2 yrs	1	5	1	0	7	1	7	3	0	11	2	12	4	0	18
	2 yrs but < 3 yrs	0	10	1	0	11	0	5	0	2	7	0	15	1	2	18
	3 yrs but < 4 yrs	0	12	0	1	13	0	16	3	6	25	0	28	3	7	38
	4 yrs but < 5 yrs	0	11	1	1	13	0	17	4	2	23	0	28	5	3	36
	5 yrs and above	0	49	58	22	129	0	58	46	38	142	0	107	104	60	271
	<b>Total</b>	<b>5</b>	<b>93</b>	<b>64</b>	<b>25</b>	<b>187</b>	<b>4</b>	<b>110</b>	<b>58</b>	<b>50</b>	<b>222</b>	<b>9</b>	<b>203</b>	<b>122</b>	<b>75</b>	<b>409</b>
Form I to V (including SC failed)	Less than 1 year	41	35	3	0	79	44	23	4	0	71	85	58	7	0	150
	1 yr but < 2 yrs	12	42	5	0	59	17	41	3	4	65	29	83	8	4	124
	2 yrs but < 3 yrs	0	32	0	3	35	0	48	3	0	51	0	80	3	3	86
	3 yrs but < 4 yrs	0	26	2	2	30	0	57	11	1	69	0	83	13	3	99
	4 yrs but < 5 yrs	0	20	6	1	27	0	38	17	2	57	0	58	23	3	84
	5 yrs and above	0	81	92	29	202	0	188	341	80	609	0	269	433	109	811
	<b>Total</b>	<b>53</b>	<b>236</b>	<b>108</b>	<b>35</b>	<b>432</b>	<b>61</b>	<b>395</b>	<b>379</b>	<b>87</b>	<b>922</b>	<b>114</b>	<b>631</b>	<b>487</b>	<b>122</b>	<b>1,354</b>

Table 1.4 (cont'd) - Number of registered unemployed by qualification, length of registration, gender and age group, Island of Rodrigues, as at end of December 2021

Qualification	Age-group Length of Registration	Male					Female					Both sexes				
		16 - 19	20 - 29	30 - 39	40+	Total	16 - 19	20 - 29	30 - 39	40+	Total	16 - 19	20 - 29	30 - 39	40+	Total
SC	Less than 1 year	18	30	0	0	48	27	21	0	1	49	45	51	0	1	97
	1 yr but < 2 yrs	6	25	0	0	31	13	35	0	1	49	19	60	0	1	80
	2 yrs but < 3 yrs	0	23	1	0	24	0	34	1	1	36	0	57	2	1	60
	3 yrs but < 4 yrs	0	13	0	1	14	0	26	2	0	28	0	39	2	1	42
	4 yrs but < 5 yrs	0	19	1	0	20	0	35	1	0	36	0	54	2	0	56
	5 yrs and above	0	53	21	3	77	0	142	136	10	288	0	195	157	13	365
	<b>Total</b>	<b>24</b>	<b>163</b>	<b>23</b>	<b>4</b>	<b>214</b>	<b>40</b>	<b>293</b>	<b>140</b>	<b>13</b>	<b>486</b>	<b>64</b>	<b>456</b>	<b>163</b>	<b>17</b>	<b>700</b>
HSC	Less than 1 year	2	16	0	0	18	9	15	0	0	24	11	31	0	0	42
	1 yr but < 2 yrs	0	5	0	0	5	0	3	0	0	3	0	8	0	0	8
	2 yrs but < 3 yrs	0	4	0	0	4	0	2	0	0	2	0	6	0	0	6
	3 yrs but < 4 yrs	0	4	0	0	4	0	9	0	0	9	0	13	0	0	13
	4 yrs but < 5 yrs	0	1	0	0	1	0	3	0	0	3	0	4	0	0	4
	5 yrs and above	0	4	1	0	5	0	12	5	0	17	0	16	6	0	22
	<b>Total</b>	<b>2</b>	<b>34</b>	<b>1</b>	<b>0</b>	<b>37</b>	<b>9</b>	<b>44</b>	<b>5</b>	<b>0</b>	<b>58</b>	<b>11</b>	<b>78</b>	<b>6</b>	<b>0</b>	<b>95</b>
Professional	Less than 1 year	0	2	0	0	2	0	3	0	0	3	0	5	0	0	5
	1 yr but < 2 yrs	0	0	0	0	0	0	2	0	0	2	0	2	0	0	2
	2 yrs but < 3 yrs	0	0	0	0	0	0	3	0	0	3	0	3	0	0	3
	3 yrs but < 4 yrs	0	1	0	0	1	0	0	0	0	0	0	1	0	0	1
	4 yrs but < 5 yrs	0	2	0	0	2	0	4	0	0	4	0	6	0	0	6
	5 yrs and above	0	0	4	0	4	0	13	6	2	21	0	13	10	2	25
	<b>Total</b>	<b>0</b>	<b>5</b>	<b>4</b>	<b>0</b>	<b>9</b>	<b>0</b>	<b>25</b>	<b>6</b>	<b>2</b>	<b>33</b>	<b>0</b>	<b>30</b>	<b>10</b>	<b>2</b>	<b>42</b>
<b>Grand Total</b>		<b>93</b>	<b>615</b>	<b>390</b>	<b>385</b>	<b>1,483</b>	<b>121</b>	<b>928</b>	<b>760</b>	<b>357</b>	<b>2,166</b>	<b>214</b>	<b>1,543</b>	<b>1,150</b>	<b>742</b>	<b>3,649</b>

**Table 1.5 - Number of registered unemployed by occupational group and sex, Island of Rodrigues, as at end of December 2021**

Occupational group	Male	Female	Both sexes
Managers	1	1	2
Professionals	12	17	29
Technicians & Associate Professionals	24	58	82
Clerical support workers	26	174	200
Service & sales workers	145	570	715
Skilled agricultural, forestry & fishery workers	165	59	224
Craft & related trades workers	309	234	543
Plant & machine operators & assemblers	89	52	141
Elementary occupations	620	675	1,295
New workers seeking employment	92	326	418
<b>Total</b>	<b>1,483</b>	<b>2,166</b>	<b>3,649</b>

**Table 1.6 - Number of Unemployed and In Employment new registrants, re-registrants & those who reported for maintaining their registration by sex, Island of Rodrigues, December 2021**

Type of registration	Unemployed			In Employment			Total		
	Male	Female	Both sexes	Male	Female	Both sexes	Male	Female	Both sexes
New Registration	8	12	20	0	2	2	8	14	22
Re-registration	9	15	24	2	4	6	11	19	30
Reported	127	171	298	53	61	114	180	232	412
<b>Total</b>	<b>144</b>	<b>198</b>	<b>342</b>	<b>55</b>	<b>67</b>	<b>122</b>	<b>199</b>	<b>265</b>	<b>464</b>

**Table 1.7 - Number of registered unemployed with disabilities by nature of disability and sex, Island of Rodrigues, as at end of December 2021**

<b>Nature of disability</b>	<b>Male</b>	<b>Female</b>	<b>Both sexes</b>
Abnormal movement of body parts	1	1	2
Deaf and Dumb	1	0	1
Disabled following surgical operation or illness	1	0	1
Epileptic	2	1	3
Partly Blind	1	1	2
Partly Deaf	1	1	2
<b>Total</b>	<b>7</b>	<b>4</b>	<b>11</b>

## GLOSSARY

***Active Population or Labour Force*** - active population or labour force is made up of employed and unemployed population.

***Activity Rate*** - activity rate is the ratio (%) of labour force to population aged 16+ (active and inactive population)

***Back to Work Programme (BTWP)*** - a programme launched in June 2015, is meant for women above 35 years of age to enable them take up or resume employment. All women should register first as unemployed at the EIC before applying at BTWP.

***Certificate of Exemption***- the Employment (Non-Citizens) (Restriction) Exemptions Regulations 1970, stipulates that certain categories of expatriates are exempted from a work permit during his/her period of employment in Mauritius.

***De-Registration*** - jobseekers who fail to maintain their registration during the month and consequently their applications are removed from the live register and placed in a dormant register.

***Disability*** - any limitation to perform a daily life activity in a manner considered normal for persons of their age.

***Dual Training Programme (DTP)*** - a programme launched in 2015 is a mix of practical on-the-job training and classroom studies. The main objective of the DTP is to address the problem of skills mismatch in the labour market and to ensure the availability of skilled manpower for employers.

***Educational attainment*** - the highest level of education completed, whereas for persons attending school, it refers to the standard, form or course being attended.

***Employment*** - employed population aged 16 years and above (16+) who have worked for pay, profit or family gain for at least one hour during the reference week of a month. It includes those who are temporarily absent from work for reasons such as leave with pay, leave without pay and temporary disorganisation of work (bad weather, breakdown of equipment, lack of order, etc.).

***Employment Information Centres (EIC)*** - the thirteen public Employment Office found in Mauritius and one in Rodrigues where among others attention is being given to jobseekers.

**Industrial Group** - the national classification based on ISIC (International Industrial Classification of Economic Activities) Rev 3 of United Nations is the reference classification of productive activities. Its main purpose is to provide a set of activity categories that can be utilised for the collection and reporting of statistics according to such activities.

**In-employment jobseekers at EIC** - persons who are in some sort of employment and are in search of a well remunerated or secured job.

**Inflation rate** - inflation rate as measured by the Consumer Price Index (CPI) is the percentage change in the level of prices from one period to another. It is measured by comparing the average level of prices during a twelve-month period with the average level during the corresponding previous twelve-month period. The CPI is an indicator of changes over time in the general level of goods and services acquired by Mauritian consumers.

**Jobseeker** - Any citizen of Mauritius aged 16 years and above who is actively looking for employment and is available to work.

**Job Management System** - The website of the Employment Service, where employers and jobseekers interact freely. The website <https://mauritiusjobs.govmu.org> was launched in June 2014. Jobseekers register their Curriculum Vitae (CV) and apply for jobs; while employers input vacancies and search for candidates.

**Labour migration** - The movement of people from one country to another for employment in a better environment.

**Live Register** - the database of jobseekers who are registering at the Employment Service.

**Magazine de L'Emploi et des Metiers** - A television programme for broadcast of vacancies and information on the world of work. It also includes radio talk shows and debates on television relating to the labour market.

**New registrant** - a jobseeker who apply for registration for the first time at the Employment Service.

**New and renewed work permit** - Each time when enterprises initially apply for the work permit of foreign workers for the first time at the Ministry of Labour, Human Resource Development and Training and employ them for the first time, the work permit is considered as new. In case the

foreigners move from the actual enterprise for another enterprise, the valid work permit is cancelled and again a new work permit rather than renewed work permit is issued. But in case of expiry of the current work permit and the foreign worker is still working for the same enterprise, the work permit is renewed. Applications should be submitted two months prior to the expiry of the current work permit. Applications for renewal of work permits received after expiry of current work permits is not accepted

**Occupational Group** - the National Classification of Occupations 2009 (NCO-09) adopted from International Standards Classification of Occupations 2008 (ISCO-08) which is a document of the International Labour Organisation (ILO) and is a tool for organising jobs in a clearly defined set of groups and according to the specificity of the tasks and duties undertaken in the job.

**Placement** - the offer of a decent and remunerative job/internship to a jobseeker.

**Public Sector** - It comprises of organisations that are owned and operated by Government and exist to provide services for its citizens.

**Real Gross Domestic Product (GDP) Growth Rate** - the rate of change that GDP at basic prices (amount receivable by the producer exclusive of taxes and inclusive of subsidies on products) changes/grows from one year to another after removing price effect. GDP is the aggregate money value of all goods and services produced within a country out of economic activity during a specified period, usually a year, before provision for the consumption of fixed capital.

**Registered unemployed and in-employment at EIC** - Only those persons who actively and continuously maintain their registration at EIC are included as registered. The live register comprise of new registrants, re-registrants and those maintaining their registration.

**Reported** - jobseekers who are maintaining their names on the live register of the Employment Service.

**Re-registrants** - those who have ceased registration for a period not exceeding two years, and come back to be re-admitted on the live register. If the break is more than two years then the case will be considered as a new one.

**Trainee Engineer Scheme** – Government announced a special scheme in the Budget Programme 2016 – 2017. The scheme aimed at providing practical training for graduates in Engineering in order to enable them to qualify for registration with the Council of Registered Professional Engineers (CRPE) of Mauritius and to operate as full-fledged Engineers.



***Unemployment (Continuous Multi-Purpose Household Survey)*** - unemployment population comprise all Mauritians aged 16+ who are not working but who are looking for work and are available for work during the reference period.

***Unemployed registered jobseekers at EIC*** - jobseekers aged 16 years and above registered as unemployed at EIC who are without work, currently available for work and actively seeking for work limited to Mauritian citizen residing in Mauritius and Rodrigues Island.

***Unemployment rate*** - unemployment rate is the ratio (%) of unemployment to labour force.


***Vacancy*** - a position in an enterprise that is vacant and a call for suitable candidate is being made.

***Valid work permit*** - The non-citizens (Employment Restriction) Act 1973, stipulates that a non-citizen shall not engage in any occupation in Mauritius for reward or profit or be employed in Mauritius unless there is in force in relation to him a valid permit and he engages in the occupation, or is employed in accordance with any condition which may be specified in the permit. The Act also stipulates that “no person shall have a non-citizen in his employment in Mauritius without there being in force a valid permit in relation to that employment.”

***Work Permit*** - a legal document authorising a person under certain conditions to take employment in Mauritius.

***Workfare Programme*** - The Workfare Programme (WP) was initiated by Government to protect laid off workers in the difficult phase of their lives by providing them financial relief and assistance in terms of job placement, training /re-skilling and starting up a business. It has been incorporated in the new Labour Laws under the Employment Rights Act 2008 and became effective following proclamation of the Act on 02 February 2009.

***Youth Employment Programme (YEP)*** - a programme which started in 2013 for unemployed youth aged between 16 and 35 years and provides them with training and placement in an enterprise for an initial period of one year with the possibility of one additional year of placement with another enterprise. All youth should register first as unemployed at the EIC before applying at YEP.



## **EMPLOYMENT SERVICE MAIN OFFICE**

11<sup>th</sup> Floor, Victoria House,  
C/r St Louis & Barracks Streets,  
Port-Louis

■ Mauritius Jobs  
405 0129  
<https://mauritiusjobs.govmu.org/>

■ Back To Work Programme  
405 0120 / 405 0121  
[www.backtowork.mu](http://www.backtowork.mu)

■ Dual Training Programme  
405 0123  
<https://mauritiusjobs.govmu.org/>

■ Youth Employment Programme  
405 0111 / 36  
405 0185 / 82  
[www.yep.mu](http://www.yep.mu)

■ Labour Market Information System  
405 0126 / 27  
<https://mauritiusjobs.govmu.org/>

■ Trainee Engineer Scheme  
405 0131 / 405 0122  
<https://mauritiusjobs.govmu.org/>