



Republic of Mauritius

MINISTRY OF LABOUR, HUMAN RESOURCE DEVELOPMENT AND TRAINING  
(Human Resource Development and Training Division)

# EMPLOYMENT SERVICE MONTHLY BULLETIN March - April 2021



# Employment Service Monthly Bulletin -March - April 2021

## CONTENTS

	Page
<b>Fact Sheet on Labour Market Indicators</b>	4 - 5
<b>Section 1 - Registered unemployed in Mauritius</b>	
<b>1. Introduction</b>	7
<b>2. Registered jobseekers, as at the end of March - April 2021</b>	7 - 11
Table 1 - Number of registered Unemployed and In Employment jobseekers by sex, as at end of April 2021	7
Table 2 - Registered unemployed jobseekers by age group and sex, as at end of April 2021	8
Table 3 - Registered unemployed jobseekers by qualification and sex, as at end of April 2021	9
<b>3. In employment and seeking another job</b>	11
<b>4. De-registration</b>	11
<b>5. Vacancies</b>	11 - 12
Table 4 - Number of vacancies notified in March - April 2021	11
Table 4a - Number of vacancies notified by occupation (20 and more) in March - April 2021	12
<b>6. Workfare Programme</b>	13
Table 5 - Laid off workers registered and redeployed for the month of March - April 2021	13
<b>7. Magazine de L'Emploi et des Metiers</b>	13
Table 6 - Statistics on Magazine de L'Emploi et des Metiers, as at 30 April 2021	13
<b>8. Website of Employment Service</b>	14
Table 7 - Statistics on the website	14
<b>9. Youth Employment Programme, Dual Training Programme and Back to Work Programme</b>	15 - 18
<b>10. Job Placement</b>	18 - 19
Table 8 - Type of placements by sex, March - April 2021	18
Table 9 - Number of registered unemployed by qualification, length of registration, sex & age group, as at end of April 2021	20 - 20a
10 - Number of registered Unemployed and In Employment jobseekers by EIC and sex, as at end of April 2021	21
11 - Change in number of registered unemployed by age group & sex, February 2021 - March to April 2021	22
12 - Number of registered unemployed by occupational group & sex, as at end of April 2021	22
13 - Number of registered unemployed by district and sex, as at end of April 2021	24
14 - Number of registered unemployed by locality and sex, as at the end of April 2021	24 - 26
15 - Number of registered unemployed with disabilities by nature of disability and sex, as at end of April 2021	27

Table 16	- Number of unemployed new registrants, re-registrants & those who reported for maintaining their registration by Employment Information Centre & sex, March - April 2021	28
17	- Change in the number of new unemployed registrants by educational attainment & sex, February 2021 - March to April 2021	29
18	- Number of new unemployed registrants by educational attainment, sex & age group, March - April 2021	29
19	- Number of new unemployed registrants by occupational group and sex, March - April 2021	30
20	- Number of In Employment new registrants, re-registrants & those who reported for maintaining their registration by Employment Information Centre & sex, March - April 2021	30
21	- Number of Unemployed and In Employment jobseekers de-registered by EIC and sex, March - April 2021	31
22	- Number of vacancies notified in EICs by industrial group and sex, March - April 2021	32
23	- Number of vacancies notified in the press by industrial group and sex, March - April 2021	32
24	- Number of vacancies notified in the press and in EICs by industrial group and skill level, March - April 2021	33
25	- Change in number of vacancies notified in the press and in EICs by industrial group, February 2021 - March to April 2021	35
26	- Number of placements effected under the Youth Employment Programme by industrial group and sex, March - April 2021	36
27	- Result of submission of candidates to employers for job placement effected in March - April 2021	37
28	- Number of placements effected by industrial group, occupation and sex, March - April 2021	38 - 40
<b>Section 2 - Registered unemployed in the Island of Rodrigues</b>		42 - 43
Table 1.1	- Number of registered unemployed and in employment jobseekers by sex, as at end of April 2021	42
1.2	- Number of registered unemployed and in employment by sex and age group, as at end April 2021	42
1.3	- Registered unemployed jobseekers by qualification & sex, as at end of April 2021	43
1.4	- Number of registered unemployed by qualification, length of registration, sex & age group, as at end of April 2021	44 - 45
1.5	- Number of registered unemployed by occupational group & sex, as at end of April 2021	46
1.6	- Number of Unemployed and In Employment new registrants, re-registrants & those who reported for maintaining their registration by sex, March - April 2021	46
1.7	- Number of registered unemployed with disabilities by nature of disability and sex, as at end of April 2021	47
<b>Glossary</b>		48 - 51

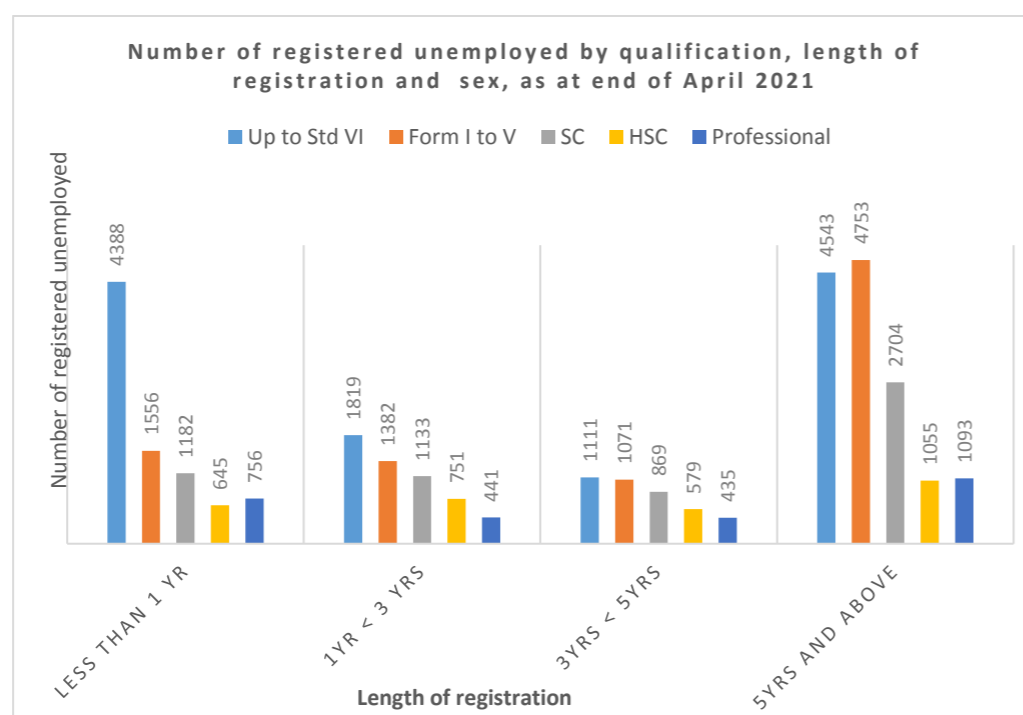
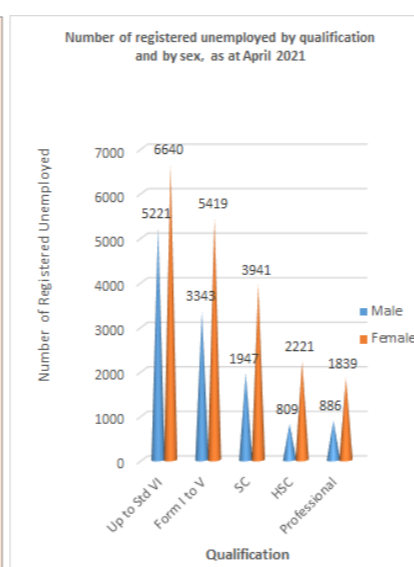
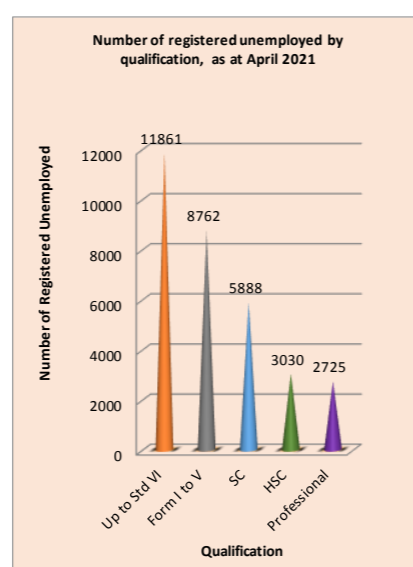
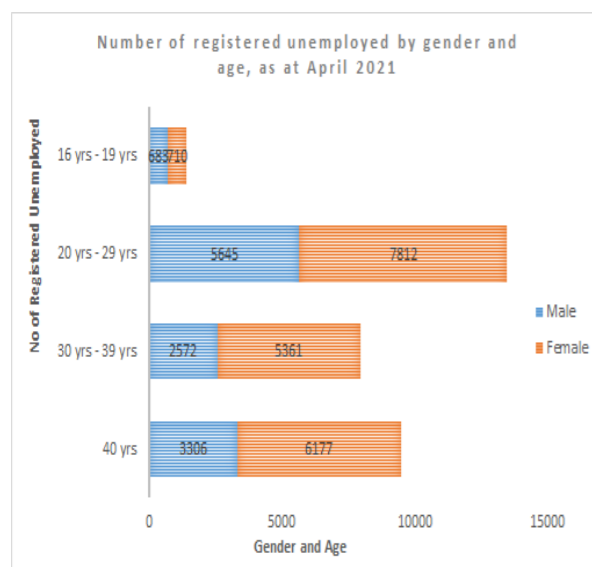
**FIGURES**

Figure 1	- Registered unemployed by educational attainment, as at end of April 2021	23
2	- Number of registered unemployed by age group & sex, as at end of April 2021	23
3	- Number of vacancies by industrial group, March - April 2021	34
4	- Distribution (%) of vacancies by skill level, March - April 2021	34

54,154 jobseekers seeking employment including (32, 266) as unemployed or a better job (21, 888) as at end of April 2021

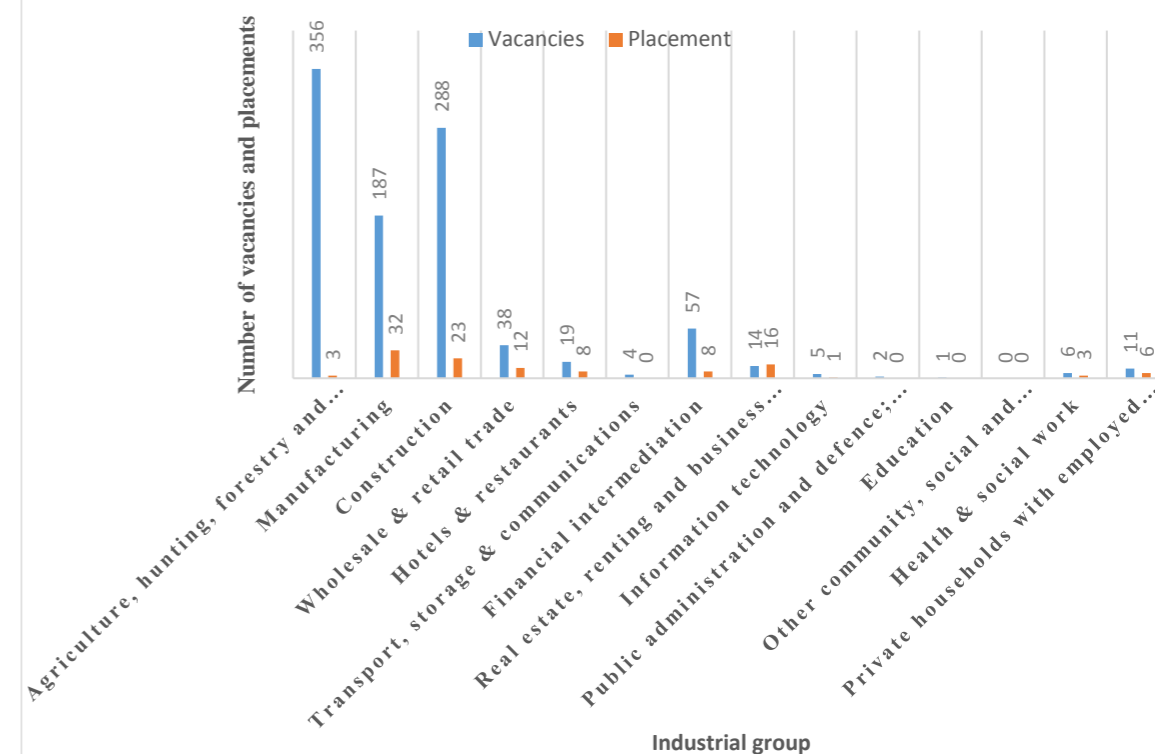


## Profiling of unemployed jobseekers



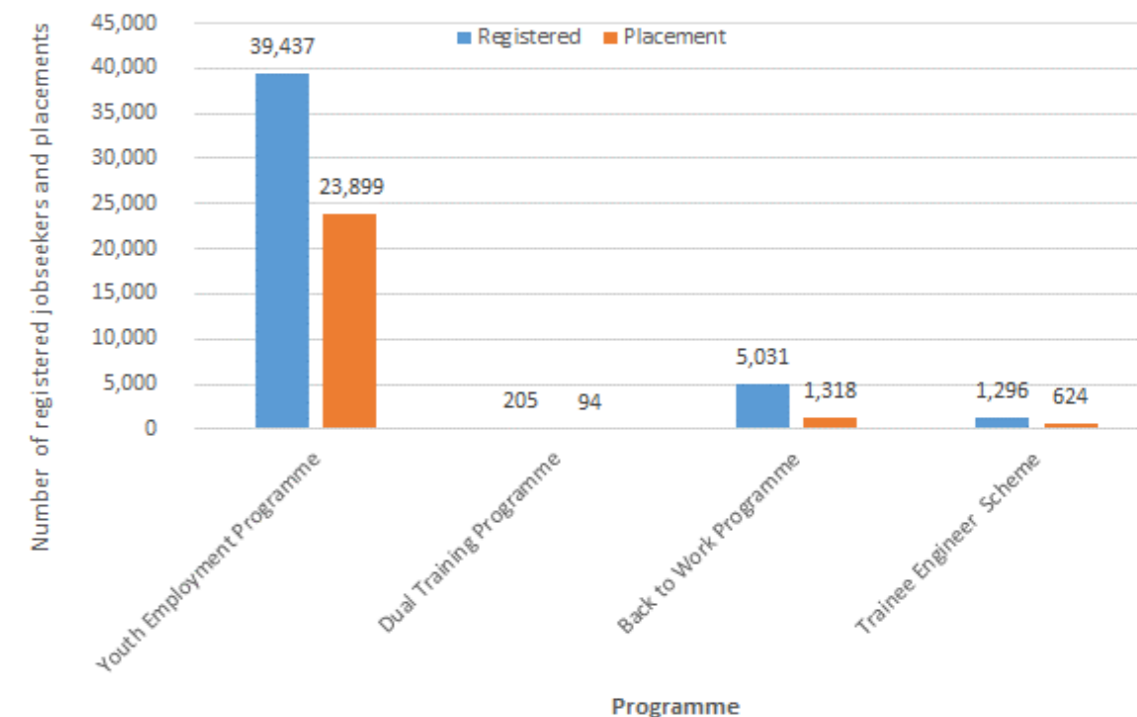
## Vacancies & Placement – Industrial Group


Number of vacancies and placements effected by industrial group, March - April 2021



## Training Programmes

Number of registered and placed under the following programme, as at April 2021





Please Open To View

# Fact Sheet on Labour Market Indicators: Human Resource Development and Training Division

Indicators	February 2021	March - April 2021	Change	% Change
<b>Registered jobseekers</b>	<b>52,743</b>	<b>54,154</b>	<b>1,411</b>	<b>3</b>
Male	23,532	24,265	733	3
Female	29,211	29,889	678	2
<b>Registered unemployed jobseekers</b>	<b>31,161</b>	<b>32,266</b>	<b>1,105</b>	<b>4</b>
Male	11,691	12,206	515	4
Female	19,470	20,060	590	3
<b>Registered In employment jobseekers</b>	<b>21,582</b>	<b>21,888</b>	<b>306</b>	<b>1</b>
Male	11,841	12,059	218	2
Female	9,741	9,829	88	1
<b>Registered unemployed professional jobseekers</b>	<b>2,573</b>	<b>2,725</b>	<b>152</b>	<b>6</b>
Male	837	886	49	6
Female	1,736	1,839	103	6
<b>Registered unemployed youth jobseekers (16 - 35 years)</b>	<b>31,154</b>	<b>19,699</b>	<b>-11,455</b>	<b>-37</b>
Male	11,686	7,969	-3,717	-32
Female	19,468	11,730	-7,738	-40
<b>Registered new unemployed jobseekers</b>	<b>936</b>	<b>533</b>	<b>-403</b>	<b>-43</b>
Male	400	255	-145	-36
Female	536	278	-258	-48
<b>Registered unemployed jobseekers with disabilities</b>	<b>166</b>	<b>170</b>	<b>4</b>	<b>2</b>
Male	111	113	2	2
Female	55	57	2	4
<b>Vacancies notified or advertised</b>	<b>489</b>	<b>988</b>	<b>499</b>	<b>102</b>
Employment Information Centres	487	981	494	101
Press	2	7	5	250
<b>Jobseekers referred for vacancies notified</b>	<b>2,372</b>	<b>1,668</b>	<b>-704</b>	<b>-30</b>
Male	1,100	834	-266	-24
Female	1,272	834	-438	-34
<b>Jobseekers placed</b>	<b>355</b>	<b>232</b>	<b>-123</b>	<b>-35</b>
Male	161	122	-39	-24
Female	194	110	-84	-43

For more information, visit the website of the Employment Division: <https://mauritiusjobs.govmu.org>

### Fact Sheet on Labour Market Indicators: Statistics Mauritius

<b>Indicators</b>	<b>2019</b>	<b>2020</b>
<b>Active Population ( Labour Force)</b>	<b>591,000</b>	<b>570,100</b>
Male	354,700	336,600
Female	236,300	233,500
<b>Activity rate (%)</b>	<b>59.3</b>	<b>56.9</b>
Male	73.1	69.3
Female	46.2	45.3
<b>Employed population</b>	<b>551,300</b>	<b>517,900</b>
Male	339,100	310,300
Female	212,200	207,600
<b>Unemployed population</b>	<b>39,700</b>	<b>52,200</b>
Male	15,600	26,300
Female	24,100	25,900
<b>Unemployed with tertiary qualifications</b>	<b>9,300</b>	<b>8,400</b>
Male	2,900	3,500
Female	6,400	4,900
<b>Unemployed youth (16-35 years)</b>	<b>30,400</b>	<b>31,700</b>
Male	12,600	14,900
Female	17,800	16,800
<b>Unemployment rate (%)</b>	<b>6.7</b>	<b>9.2</b>
Male	4.4	7.8
Female	10.2	11.1
	<b>2019<sup>1</sup></b>	<b>2020<sup>2</sup></b>
GDP Growth Rate at market prices (%)	+3.0	-15.2
	<b>2019</b>	<b>2020</b>
The Headline Inflation Rate (%) for year and for twelve months ending	0.5	2.5

For more information, visit the website of Statistics Mauritius: <https://statsmauritius.govmu.org>

<sup>1</sup> Revised

<sup>2</sup> Forecast

# SECTION I



## Employment Service Monthly Bulletin – March to April 2021

### 1. Introduction

This is a monthly bulletin prepared by the Ministry of Labour, Human Resource Development and Training to present data on registered unemployed, vacancies, placements of jobseekers and work permits. This present issue refers to the months of March to April 2021 for the Island of Mauritius and Island of Rodrigues.

The data are compiled based on information collected at the thirteen Employment Information Centres (EICs) throughout the island and at the different units of the Employment Service Main Office.

Registered unemployed comprise new registrants, re-registrants and those maintaining their registration. “New registrants” refers to new jobseekers wishing to be placed on the live register of unemployed of the Employment Service. “Re-registrants” refers to those who have ceased registration for a period not exceeding two years, and come back to be re-admitted on the live register. If the break is more than two years then the case will be considered as a new one.

### 2. Registered jobseekers as at the end of April 2021

The total number of registered unemployed at the end of April 2021 stood at 32,266 (12,206 males and 20,060 females). These figures include laid off workers who are registered under the Workfare Programme.

In addition to registered unemployed, 21,888 jobseekers (12,059 males and 9,829 females), who though already in employment, were registered at the Employment Information Centres, in search of a better job.

**Table 1 - Number of registered Unemployed and In Employment jobseekers by sex, as at end of April 2021**

<b>Registered Jobseekers</b>	<b>Male</b>	<b>Female</b>	<b>Both sexes</b>
Unemployed	12,206	20,060	32,266
In Employment	12,059	9,829	21,888
<b>Total</b>	<b>24,265</b>	<b>29,889</b>	<b>54,154</b>

## 2.1 Distribution of registered unemployed by sex and age, qualification, length of registration, occupational group, district, locality and disability as at the end of April 2021

### 2.1.1 Distribution by sex and age (Tables 2 and 9)

The proportion of females among the registered unemployed was 62% against 38% for males. The proportion of registered unemployed aged between 16 and 29 years was 52% for males and 42% among females respectively. The mean age worked out to 33 years for male and 35 years for female jobseekers. The table below provides for the profile of registered unemployed jobseekers by age group.

**Table 2 - Registered unemployed jobseekers by age group and sex, as at end of April 2021**

Age group	Male		Female		Total	
	Number	%	Number	%	Number	%
16-29	6,328	52	8,522	42	14,850	46
30-34	1,418	12	2,708	13	4,126	13
35-39	1,154	9	2,653	13	3,807	12
40-44	1,079	9	2,705	13	3,784	12
45-49	742	6	1,784	9	2,526	8
50-54	615	5	924	5	1,539	5
55-65	870	7	764	4	1,634	5
<b>Total</b>	<b>12,206</b>	<b>100</b>	<b>20,060</b>	<b>100</b>	<b>32,266</b>	<b>100</b>

### 2.1.2 Distribution by qualification (Table 9)

Among the registered unemployed, some 28% have never been to school or did not pass the Certificate of Primary Education; while about 9% possessed the CPE as the only qualification. Another 27% have followed secondary education (Form I to V), without passing the School Certificate. The proportion of registered unemployed with SC, HSC and tertiary education were 18%, 9% and 8% respectively.

In general, female registered unemployed are more qualified than their male counterparts. The percentage of males and females who did not possess their Certificate of Primary Education was 33% and 25% respectively. On the other hand, 16% of males and 20% of females registered unemployed have attained the School Certificate, 7% of males and 11% of females the Higher School Certificate and 7% of males and 9% of females as professionals. The next table provides for the profile of registered unemployed jobseekers by qualification and sex.

**Table 3 - Registered unemployed jobseekers by qualification and sex, as at end of April 2021**

Qualification	Male		Female		Total	
	Number	%	Number	%	Number	%
Education Nil + Std VI Failed	3,978	33	5,052	25	9,030	28
Standard VI Passed	1,243	10	1,588	8	2,831	9
Form I to V (including SC failed)	3,343	27	5,419	27	8,762	27
SC	1,947	16	3,941	20	5,888	18
HSC	809	7	2,221	11	3,030	9
Professional	886	7	1,839	9	2,725	8
<b>Total</b>	<b>12,206</b>	<b>100</b>	<b>20,060</b>	<b>100</b>	<b>32,266</b>	<b>100</b>

**2.1.3 Distribution by length of registration (Table 9)**

Out of the 32,266 registered unemployed as at the end of April 2021, 26% have registered for less than one year and 17% have been registered for a period between one and three years. It is to be noted that 44% have been on the registration list for five years or more. On average, an unemployed has been in registration for 3.2 years. The average length of registration for females being slightly higher than that of males, 3.4 years compared to 2.9 years.

**2.1.4 Number of registered unemployed & In employment by EICs & Gender (Table 10)**

Table 10 provides for the number of registered Unemployed and In Employment jobseekers by EIC and sex, as at the end of April 2021.

**2.1.5 Comparison with the previous month (Table 11)**

Compared to February 2021, the number of registered unemployed has increased by 1,105 from 31,161 from February 2021 to 32,266 for April 2021 (Table 11).

**2.1.6 Distribution by occupational group (Table 12)**

Registered unemployed are classified into occupational groups according to their previous work experience or their technical or professional qualifications. Among the 32,266 unemployed registrants, (25%) were classified as “Clerical Support Workers”, (21%) were classified as “Service and Sales Workers” and (16%) were engaged in “Elementary Occupations. About (4%) had never worked and did not possess any technical or professional qualifications while (7%) were classified as “Managers; Professionals”.

### **2.1.7 Geographical distribution (Tables 13 & 14)**

Table 13 gives the distribution of registered unemployed by district and sex. An analysis of registered unemployed by locality shows that the region of Port Louis had the greatest number of registered unemployed (2,715) followed by Quatre Bornes and Curepipe (1,814 and 1,767 respectively). The lowest number of registered unemployed are at Tamarin (55), followed by Case Noyale (73) and Mont Roches with 81.

### **2.1.8 Registered unemployed with disabilities (Table 15)**

Among the 32,266 unemployed registrants, 170 persons with disabilities were looking for work comprising of 113 males and 57 females. Table 15 gives the number of registered unemployed with disabilities by their type of disability.

## **2.2 New registration, re-registration and maintaining registration in March to April 2021**

### **2.2.1 New registration**

In March to April 2021, 533 persons (255 males and 278 females) have registered themselves as unemployed for the first time (Table 16). Compared to February 2021, the number of new unemployed registrants has decreased by 403, from 936 for February 2021 to 533 for March to April 2021 (Table 17).

About 64% of the new registrants were aged between 16 and 29 years old and 14% were aged between 30 and 39 years old. Those aged 40 years and above amounted to 122 i.e. 23% (Table 18).

Among the new unemployed registrants, for the month of March to April 2021, 259 (49%) have never been to school or have attained only primary school level. Of these 60 (23%) have achieved the Certificate of Primary Education. Some 15% have followed the secondary education without passing the School Certificate; 11% had the School Certificate and 8% possessed the Higher School Certificate as their highest qualification. Among the new registrants, 93 were holders of professional qualifications (Table 18).

Out of the 533 new registrants, 65 persons had neither worked before nor undergone any technical or professional training. Some 18% had previous work experience or were qualified to work as “Clerical Support Workers” and 17% of the new unemployed registrants were classified under “Service and sales workers”. About 15% had been engaged in “Elementary Occupations”. Among the new registered unemployed, 56 (11%) had work experience or were qualified as “Managers; Professionals” (Table 19).

### 2.2.2 *Re-registration and maintaining registration*

The total number of re-registration for the months of March to April 2021 stood at 511 (242 males and 269 females). A total of 13,587 unemployed persons (5,280 males and 8,307 females) reported to the Employment Information Centres to maintain their registration (Table 16).

### 3. **In employment and seeking another job**

During the months of March to April 2021, 316 persons who, though already in employment, registered themselves at the Employment Information Centres in search of better jobs. Among them, 53 (37 males and 16 females) were new registrants and 263 (156 males and 107 females) were re-registrants (Table 20).

There were also 8,895 registrants, in employment, who reported to the Employment Information Centres to maintain their registration; comprising 4,831 males and 4,064 females.

### 4. **De-Registration**

De-Registration refers to jobseekers who fail to maintain their registration during the months and consequently their applications are removed from the live register and placed in a dormant register.

During the months of March to April 2021, 1 in employment jobseeker has de-registered as jobseeker (Table 21).

### 5. **Vacancies**

In March to April 2021, vacancies notified to the Employment Information Centres numbered to 981. The highest number of vacancies being 356 was advertised in the “Agriculture, hunting, forestry and fishing” followed 284 in the “Construction” sector (Table 22).

A total of 7 vacancies has been notified in the press during the months of March to April 2021. The highest of the vacancies were from ‘Construction’ sector with 4 vacancies (Table 23).

Overall, the total number of vacancies notified for the months of March to April 2021 was 988. The next table provides for the number of vacancies notified in March to April 2021.

**Table 4 - Number of vacancies notified in March to April 2021**

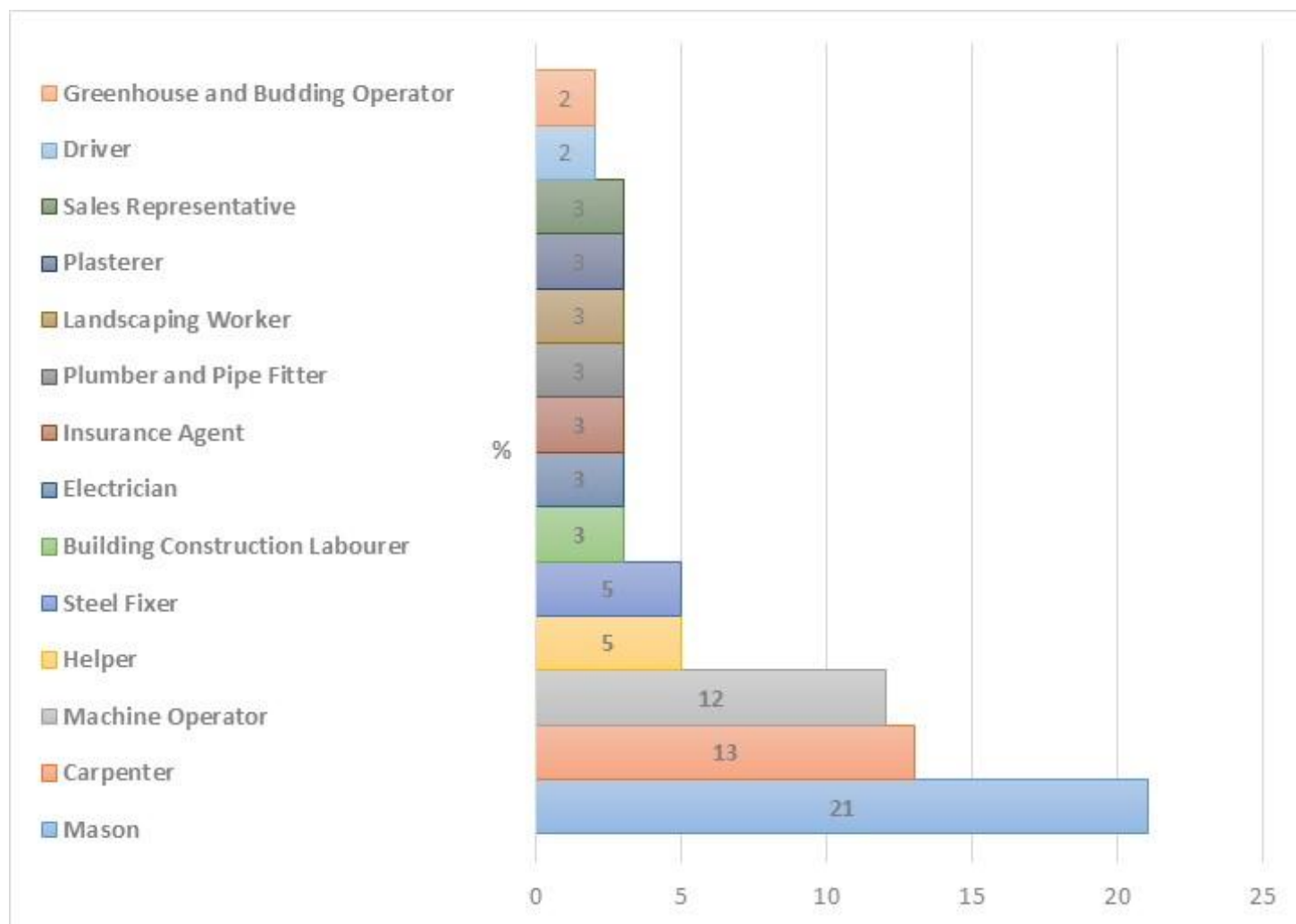
<b>Notification</b>	<b>Male</b>	<b>Female</b>	<b>Either male or female</b>	<b>Total</b>
EICs	640	41	300	981
Press	0	0	7	7
<b>Total</b>	<b>640</b>	<b>41</b>	<b>307</b>	<b>988</b>

Table 24 shows the distribution of vacancies by industry and skill level. Compared to February 2021, the number of vacancies for the months of March to April 2021 has increased by 141 as shown in Table 25.

The next table provides for the number of vacancies notified by the most demanded occupations in March to April 2021.

**Table 4a:**

March - April 2021	Vacancies notified by the most demanded Occupations (20 or more)
-----------------------	---



The most demanded vacancies in March to April 2021 represent 21% of the vacancies for Mason, 13% for Carpenter and 12% for Machine Operator.

## 6. Workfare Programme

The role of the Employment Service is to facilitate redeployment of laid-off workers for those who have opted for job placement. The laid off workers are eligible to a Transitional Unemployment Benefit (TUB) for a period of maximum 12 months.

The number of laid-off workers still registered under the Workfare Programme as at 30 April 2021 stood at 9,475 (4,631 Male, 4,844 Female).

For the months of March to April 2021, 31 laid off workers (21 males and 10 females) were registered and 10 laid off workers (7 males and 3 females) were placed during the same month.

**Table 5 – Laid off workers registered and redeployed for the months of March to April 2021**

Reported to Employment Service for Redeployment			Redeployed		
Male	Female	Total	Male	Female	Total
21	10	31	7	3	10

## 7. Magazine de L'Emploi et des Metiers



During the period March - April 2021, 3 programmes consisting of 282 vacancies were broadcast.

Reportages were broadcast on vacancies opportunities through the Dual Training Programme and the jewellery sector.

6 male jobseekers were placed during the said months.

Since the start of the programme on 21 March 2007, the number of jobseekers placed has reached 10,862.

**Table 6 - Statistics on Magazine de L'Emploi et des Metiers as at 30 April 2021**

Number of programmes broadcast	<b>848</b>
Number of vacancies broadcast	<b>173,135</b>
Number of placement	<b>10,862</b>

8. The website of Employment Service: <https://mauritiusjobs.govmu.org>



The website <https://mauritiusjobs.govmu.org> was launched in June 2014. The objective of the website is as follows:

- To have a dedicated and state of the art interactive website for jobseekers and employers that will be more user-friendly and responsive.
- To incorporate overseas vacancies notified in the context of the International Organization for Migration (IOM).
- To provide a quicker search engine both for jobseekers and employers.

**The Benefits of the Website are:**

- Jobseekers can view latest vacancies both local and abroad
- Jobseekers can apply for jobs directly
- Employers can upload their vacancies and effect quick search for potential candidates.
- Employers can view profiles of candidates, CVs, references and qualifications.
- Free of cost and accessible to intended users even on smart phones, tablets and laptops and will be linked to all the other related stakeholders dealing with employment issues.

**Table 7 - Statistics on the website**

Type of statistics	For the period Mar-Apr 2021	As at the end of April 2021
Number of jobseekers registered	369 (186 males and 183 females)	43,157
Number of employers registered	20	4,442
Number of vacancies posted	193	23,068
Number of jobseekers placed	2 (2 males)	282

## 9. Youth Employment Programme, Dual Training Programme and Back to Work Programme



**9.1 The Youth Employment Programme (YEP)** which started in 2013 is meant for unemployed youth aged between 16 and 35 years and provides them with training and placement in an enterprise for an initial period of one year with the possibility of one additional year of placement with another enterprise. The Programme provides for the payment of a monthly stipend to the youth as follows:

HSC : Rs 8,000  
Diploma : Rs 10,000  
Graduates: Rs 15,000

50% of the stipend is refunded to the employer by Government as well as 50% of the training cost up to a maximum of Rs 7,500 per youth.

Since December 2015, the YEP has been extended to the public sector.

According to the YEP Secretariat, there is a total number of 39,437 (17,437 males and 22,000 females) youth registered with YEP as at 30 April 2021.

The number of Employers registered with YEP is 6,374, out of which 42% are actively participating in the recruitment process.

The number of jobseekers placed in companies through the YEP as at 30 April 2021 is 23,899 (10,800 males and 13,099 females). 49 jobseekers including 45 jobseekers (19 males and 26 females) were placed in the private sector out of which 42% in “*Professional, scientific and technical activities*” sector, 11% in “*Information and Communication*” sector and “*Wholesale and retail*” sectors respectively (Table 26). 4 jobseekers (2 males and 2 females) were placed in the public sector during the month of March to April 2021.



**9.2 The Dual Training Programme (DTP)**, launched in June 2015 provides for unemployed Mauritians to follow a Diploma or Degree Course with a tertiary institution registered with either the Tertiary Education Commission or the Mauritius Qualifications Authority in fields required by the labour market, with placement in an enterprise. Under the Programme, trainees will be

paid a monthly stipend of Rs 6,000 for a maximum period of three years. As for employers, they will be refunded 50% of the course fees or Rs 50,000 whichever is the lower, per year per trainee as well as the stipend for a maximum of three years. After satisfactory completion of the course, the trainees may be employed.

According to the DTP secretariat, 46 companies have registered in the DTP and have enrolled 205 trainees, out of which 90 males and 115 females, at the end of April 2021. 144 trainees, out of which 57 males and 87 females have already completed their training programme. Another group of 61 trainees, out of which 33 males and 28 females are following different courses such as BTS Assistant de Gestion, BTS Services Informatiques aux Organisations and Technician Diploma in Mechanical and Electrical Engineering. The training institutions are Université des Mascareignes and MCCI Business School. 94 trainees have obtained permanent jobs after completion of the training.



**9.3 The Back to Work Programme (BTWP)** which was launched in June 2015 is meant for women above 35 years of age to enable them take up or resume employment. The Programme provides for the placement of women in a job for an initial period of one year following which they might be employed. During the placement period, the women will be paid a stipend of Rs 5,000 and will get the opportunity of following training in a registered institution. Employers enrolling women on placement under the Programme will be refunded the training cost up to a maximum of Rs 7,500 per woman as well as the stipend for the placement period.

According to the BTWP secretariat, as at the end of April 2021, 794 employers are registered in the programme, out of which 37% participated actively. 5,031 women are registered in the programme and 1,318 have been placed, out of which 32% in the “*Wholesale and trade*” sector and 25% in the “*Manufacturing*” sector. 665 women have obtained permanent jobs after completion of their placement.

For the period March -April 2021, 1 woman and 4 employers have registered for the first time, while 17 women were placed.

In addition, to further empower those women, technical courses are currently being dispensed to them by MITD. The courses are fully sponsored by this Ministry and a stipend of

Rs 6,000 are paid to them at the end of the course. As at December 2020, some 193 unemployed women under the BTWP have been trained in Bakery/Pastry, Beauty Therapy, Hairdressing, Care of the Elderly and Disabled, Early Childhood care and Flower Arrangements.



**9.4** Government has found that there is a bottleneck regarding pre- registration of engineers at the Council of Registered Professional Engineers (CRPE). The requirements of two years practical training under the supervision of professional engineers could not be entertained for lack of training possibilities for our graduates in engineering.

Government thus announced a special scheme in the Budget Programme 2016-2017, for the placement of trainee engineers.

The objective of the TES is to enable Graduates in engineering to qualify for registration with the Council of Registered Professional Engineers of Mauritius and to operate as full-fledged engineers.

The requirements for enlistment of trainees for the Trainee Engineer Scheme: Degree holders in engineering plus eligibility certificate stage 1 from the Council of Registered Professional Engineer.

As at 30 April 2021, the number of applications received for the scheme was 1,296 (965 males and 331 females). The number of placements effected in the public sector was 403 (319 males and 84 females) and in the private sector was 221 (164 males and 57 females). Most placements were made in the following fields: 48% in “*Civil Engineering*” and 21% in “*Mechanical Engineering*” and 15% in “*Electrical and Electronics*”.

16 employers of the public sector and 44 of the private sector are participating in the scheme as at 30 April 2021; while no placement was made during the period March – April 2021.

## **10. Job Placement**

**10.1** Placement is made according to the job requirements of employers. For the months of March to April 2021, 988 vacancies have been processed by the Employment Information Centres and 1,668 registrants were referred for employment by the latter. Out of the 1,668 (834 for both males and females respectively) referred jobseekers, 187 declined job offers, 147 failed

to report to employers and 799 were not selected. There were 112 registrants who reported that they have been employed and the result of referral for 423 remaining applicants was not yet known. For the months of March to April 2021, placement has been effected for about 11% of the vacancies processed (Table 27).

Some vacancies for the month of February 2021 have been processed during the months of March to April 2021 but no placement has been made being made.

As regards placement in the public sector, 11 vacancies have been reported for which 45 jobseekers have been referred. However, no jobseeker has been placed for previous vacancies.

Furthermore, 11 persons registered under the Workfare Programme have been placed, 6 persons through the TV programme “Magazine de L’Emploi et des Metiers”, 2 persons through the Job Management System and 101 persons through the Youth Employment Programme. Thus, the total number of placements, for the months of March to April 2021, amounted to 232 (Table 28) and as shown below.

**Table 8 - Type of placements by sex, March to April 2021**

Type of Placement	Male		Female		Total	
	Number	%	Number	%	Number	%
EIC	70	57	42	38	112	48
Workfare Programme	6	5	5	5	11	5
Magazine de L’Emploi et des metiers	6	5	0	0	6	3
Job Management System	2	2	0	0	2	1
Youth Employment Programme	38	31	63	57	101	44
<b>Total</b>	<b>122</b>	<b>100</b>	<b>110</b>	<b>100</b>	<b>232</b>	<b>100</b>

**10.2** The disparity between the number of vacancies reported and the number of persons placed can be explained by unwillingness of job seekers to accept job offers and also by some criteria set by the employers. Some jobseekers refused job offers because of the conditions of work e.g. low salary, overtime or night duty. Most of the jobseekers refused the jobs offered to them as they are looking for public sector jobs. For some vacancies no suitable candidates were available.

In some cases, employers were not satisfied with referred candidates and consequently the vacancies were filled by the employers themselves. Some candidates were not selected by employers as according to the latter they were not suitable for the work or lack previous experience. Employers were not willing to offer higher salaries, thus the jobseekers who were looking for a better pay were not selected by the employers.

**10.3** A breakdown of placements by industrial group shows that the majority of the placements made were in the “*Manufacturing*” sector (32) and 23 for “*Construction*” sector. The remaining placements were effected in companies engaged in other activities (Table 28).

**Date: 1 December, 2021**  
**Employment Service Main Office**  
**Level 11,**  
**Victoria House,**  
**C/R, Barracks and St. Louis Streets**  
**Port Louis.**  
**Tel : 405 0100**  
**Email: [imiunit@govmu.org](mailto:imiunit@govmu.org)**  
**Website: <https://mauritiusjobs.govmu.org>**

**Table 9 - Number of registered unemployed by qualification, length of registration, sex and age-group, as at end of April 2021**

	Age-group Length of Registration	Male					Female					Both sexes				
		16 - 19	20 - 29	30 - 39	40+	Total	16 - 19	20 - 29	30 - 39	40+	Total	16 - 19	20 - 29	30 - 39	40+	Total
Education Nil +Std VI Failed	Less than 1 year	96	391	345	897	1,729	82	366	397	1,109	1,954	178	757	742	2,006	3,683
	1 yr but < 2 yrs	18	113	62	143	336	13	85	148	199	445	31	198	210	342	781
	2 yrs but < 3 yrs	2	92	50	97	241	0	62	103	237	402	2	154	153	334	643
	3 yrs but < 4 yrs	1	69	32	75	177	0	42	87	112	241	1	111	119	187	418
	4 yrs but < 5 yrs	0	52	43	79	174	0	47	71	111	229	0	99	114	190	403
	5 yrs and above	0	170	384	767	1,321	0	73	515	1,193	1,781	0	243	899	1,960	3,102
	<b>Total</b>	<b>117</b>	<b>887</b>	<b>916</b>	<b>2,058</b>	<b>3,978</b>	<b>95</b>	<b>675</b>	<b>1,321</b>	<b>2,961</b>	<b>5,052</b>	<b>212</b>	<b>1,562</b>	<b>2,237</b>	<b>5,019</b>	<b>9,030</b>
Standard VI (passed)	Less than 1 year	63	156	61	96	376	47	122	61	99	329	110	278	122	195	705
	1 yr but < 2 yrs	18	52	18	12	100	6	54	30	27	117	24	106	48	39	217
	2 yrs but < 3 yrs	3	55	11	3	72	0	53	32	21	106	3	108	43	24	178
	3 yrs but < 4 yrs	0	40	12	10	62	1	28	29	24	82	1	68	41	34	144
	4 yrs but < 5 yrs	0	48	9	14	71	0	40	22	13	75	0	88	31	27	146
	5 yrs and above	0	172	189	201	562	0	111	289	479	879	0	283	478	680	1,441
	<b>Total</b>	<b>84</b>	<b>523</b>	<b>300</b>	<b>336</b>	<b>1,243</b>	<b>54</b>	<b>408</b>	<b>463</b>	<b>663</b>	<b>1,588</b>	<b>138</b>	<b>931</b>	<b>763</b>	<b>999</b>	<b>2,831</b>
Form I to V (including SC failed)	Less than 1 year	251	353	102	131	837	207	260	118	134	719	458	613	220	265	1,556
	1 yr but < 2 yrs	66	222	20	21	329	56	205	59	55	375	122	427	79	76	704
	2 yrs but < 3 yrs	1	254	23	22	300	3	229	84	62	378	4	483	107	84	678
	3 yrs but < 4 yrs	0	200	15	13	228	1	210	78	62	351	1	410	93	75	579
	4 yrs but < 5 yrs	0	168	23	17	208	0	188	58	38	284	0	356	81	55	492
	5 yrs and above	0	554	505	382	1,441	0	613	1,304	1,395	3,312	0	1,167	1,809	1,777	4,753
	<b>Total</b>	<b>318</b>	<b>1,751</b>	<b>688</b>	<b>586</b>	<b>3,343</b>	<b>267</b>	<b>1,705</b>	<b>1,701</b>	<b>1,746</b>	<b>5,419</b>	<b>585</b>	<b>3,456</b>	<b>2,389</b>	<b>2,332</b>	<b>8,762</b>

Table 9 (cont'd) - Number of registered unemployed by qualification, length of registration, sex and age-group, as at the end of April 2021

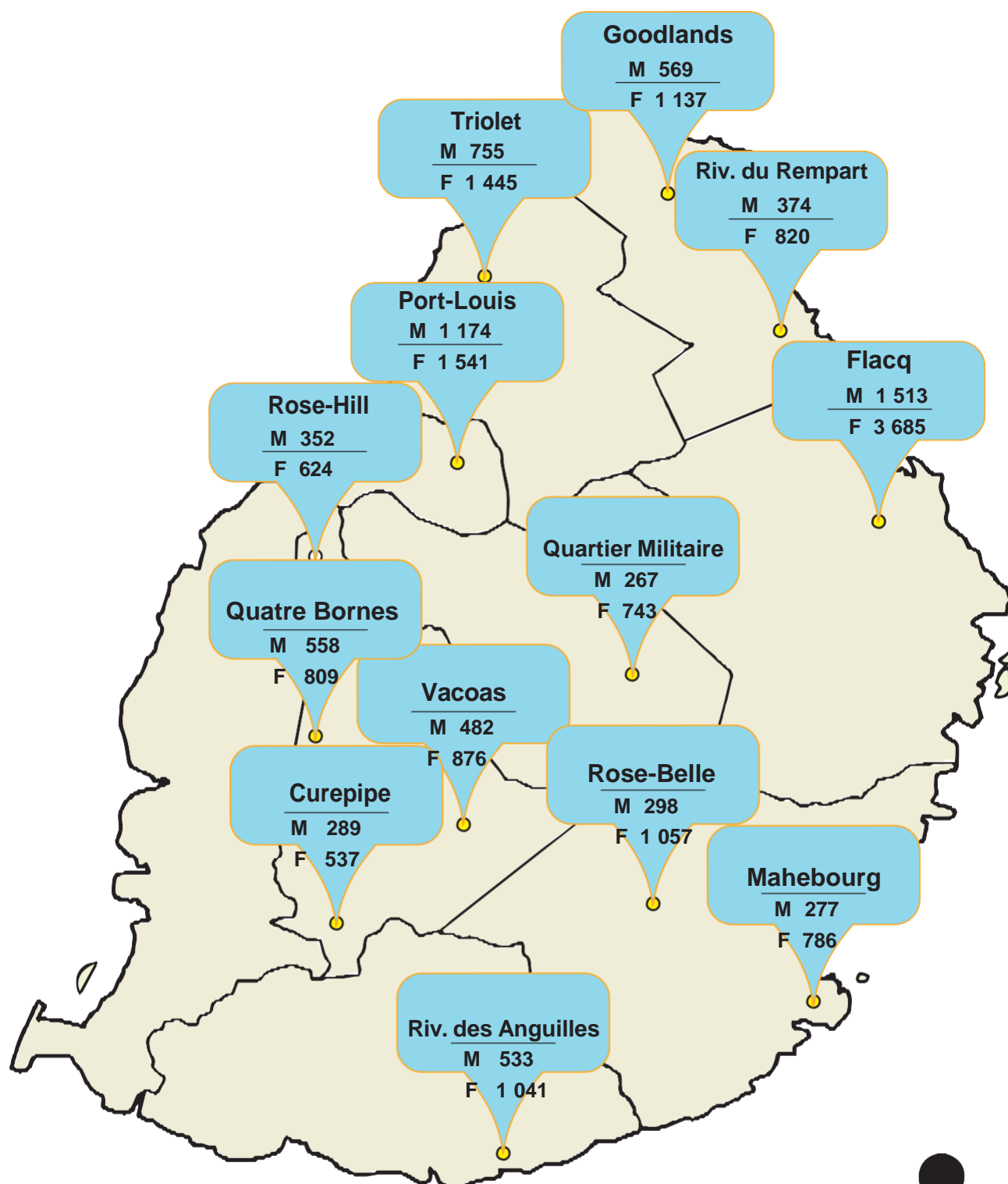
Qualification	Age-group Length of Registration	Male					Female					Both sexes				
		16 - 19	20 - 29	30 - 39	40+	Total	16 - 19	20 - 29	30 - 39	40+	Total	16 - 19	20 - 29	30 - 39	40+	Total
SC	Less than 1 year	115	289	46	62	512	158	335	78	99	670	273	624	124	161	1,182
	1 yr but < 2 yrs	19	192	8	9	228	45	241	31	19	336	64	433	39	28	564
	2 yrs but < 3 yrs	1	228	12	9	250	2	255	35	27	319	3	483	47	36	569
	3 yrs but < 4 yrs	0	177	10	11	198	0	236	36	23	295	0	413	46	34	493
	4 yrs but < 5 yrs	0	128	17	8	153	0	169	32	22	223	0	297	49	30	376
	5 yrs and above	0	289	212	105	606	0	705	913	480	2,098	0	994	1,125	585	2,704
	<b>Total</b>	<b>135</b>	<b>1,303</b>	<b>305</b>	<b>204</b>	<b>1,947</b>	<b>205</b>	<b>1,941</b>	<b>1,125</b>	<b>670</b>	<b>3,941</b>	<b>340</b>	<b>3,244</b>	<b>1,430</b>	<b>874</b>	<b>5,888</b>
HSC	Less than 1 year	21	171	19	11	222	60	322	22	19	423	81	493	41	30	645
	1 yr but < 2 yrs	7	84	3	2	96	26	215	11	5	257	33	299	14	7	353
	2 yrs but < 3 yrs	0	98	5	1	104	0	277	15	2	294	0	375	20	3	398
	3 yrs but < 4 yrs	0	79	5	2	86	0	209	7	2	218	0	288	12	4	304
	4 yrs but < 5 yrs	0	73	5	0	78	0	189	8	0	197	0	262	13	0	275
	5 yrs and above	0	141	70	12	223	0	546	245	41	832	0	687	315	53	1,055
	<b>Total</b>	<b>28</b>	<b>646</b>	<b>107</b>	<b>28</b>	<b>809</b>	<b>86</b>	<b>1,758</b>	<b>308</b>	<b>69</b>	<b>2,221</b>	<b>114</b>	<b>2,404</b>	<b>415</b>	<b>97</b>	<b>3,030</b>
Professional	Less than 1 year	1	216	62	44	323	2	350	59	22	433	3	566	121	66	756
	1 yr but < 2 yrs	0	50	7	8	65	1	140	9	3	153	1	190	16	11	218
	2 yrs but < 3 yrs	0	52	12	5	69	0	140	11	3	154	0	192	23	8	223
	3 yrs but < 4 yrs	0	50	6	3	59	0	105	11	1	117	0	155	17	4	176
	4 yrs but < 5 yrs	0	50	15	3	68	0	173	16	2	191	0	223	31	5	259
	5 yrs and above	0	117	154	31	302	0	417	337	37	791	0	534	491	68	1,093
	<b>Total</b>	<b>1</b>	<b>535</b>	<b>256</b>	<b>94</b>	<b>886</b>	<b>3</b>	<b>1,325</b>	<b>443</b>	<b>68</b>	<b>1,839</b>	<b>4</b>	<b>1,860</b>	<b>699</b>	<b>162</b>	<b>2,725</b>
<b>Grand total</b>		<b>683</b>	<b>5,645</b>	<b>2,572</b>	<b>3,306</b>	<b>12,206</b>	<b>710</b>	<b>7,812</b>	<b>5,361</b>	<b>6,177</b>	<b>20,060</b>	<b>1,393</b>	<b>13,457</b>	<b>7,933</b>	<b>9,483</b>	<b>32,266</b>

**Table 10 - Number of registered Unemployed and In Employment jobseekers by EIC and workfare by sex, as at end of April 2021**

EIC <sup>1</sup>	Unemployed			In Employment			Total		
	Male	Female	Both sexes	Male	Female	Both sexes	Male	Female	Both sexes
Curepipe	289	537	826	536	403	939	825	940	1,765
Flacq	1,513	3,685	5,198	2,182	1,411	3,593	3,695	5,096	8,791
Goodlands	569	1,137	1,706	989	795	1,784	1,558	1,932	3,490
Mahebourg	277	786	1,063	829	694	1,523	1,106	1,480	2,586
Port Louis	1,174	1,541	2,715	1,134	753	1,887	2,308	2,294	4,602
Quartier Militaire	267	743	1,010	1,217	1,275	2,492	1,484	2,018	3,502
Quatre Bornes	558	809	1,367	426	472	898	984	1,281	2,265
Riviere des Anguilles	533	1,041	1,574	796	622	1,418	1,329	1,663	2,992
Riviere du Rempart	374	820	1,194	601	450	1,051	975	1,270	2,245
Rose Belle	298	1,057	1,355	1,324	1,093	2,417	1,622	2,150	3,772
Rose Hill	352	624	976	434	441	875	786	1,065	1,851
Triolet	755	1,445	2,200	1,046	848	1,894	1,801	2,293	4,094
Vacoas	482	876	1,358	545	572	1,117	1,027	1,448	2,475
Workfare	4,765	4,959	9,724	0	0	0	4,765	4,959	9,724
<b>Total</b>	<b>12,206</b>	<b>20,060</b>	<b>32,266</b>	<b>12,059</b>	<b>9,829</b>	<b>21,888</b>	<b>24,265</b>	<b>29,889</b>	<b>54,154</b>

<sup>1</sup> Employment Information Centre

# Number of registered Unemployed jobseekers by EIC by sex at end of April 2021



source: Table 10

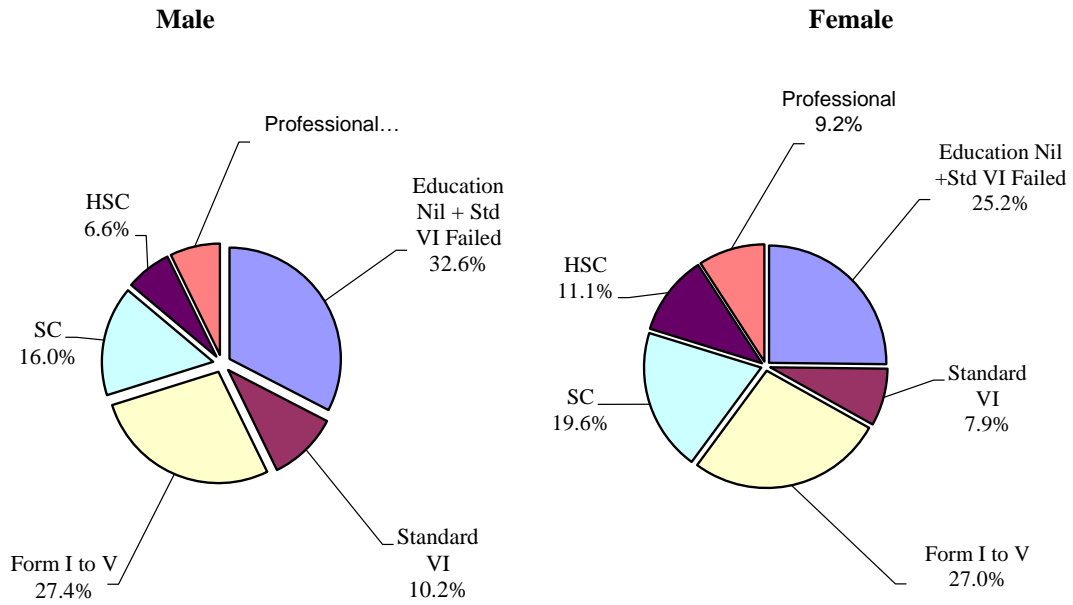
**Table 11 - Change in number of registered unemployed by age-group & sex, February 2021 - April 2021**

Age-group (years)	February 2021			April 2021			Change		
	Male	Female	Both sexes	Male	Female	Both sexes	Male	Female	Both sexes
16 - 19	739	779	1,518	683	710	1,393	-56	-69	-125
20 -29	5,352	7,544	12,896	5,645	7,812	13,457	293	268	561
30 -39	2,451	5,204	7,655	2,572	5,361	7,933	121	157	278
40+	3,149	5,943	9,092	3,306	6,177	9,483	157	234	391
<b>Total</b>	<b>11,691</b>	<b>19,470</b>	<b>31,161</b>	<b>12,206</b>	<b>20,060</b>	<b>32,266</b>	<b>515</b>	<b>590</b>	<b>1,105</b>

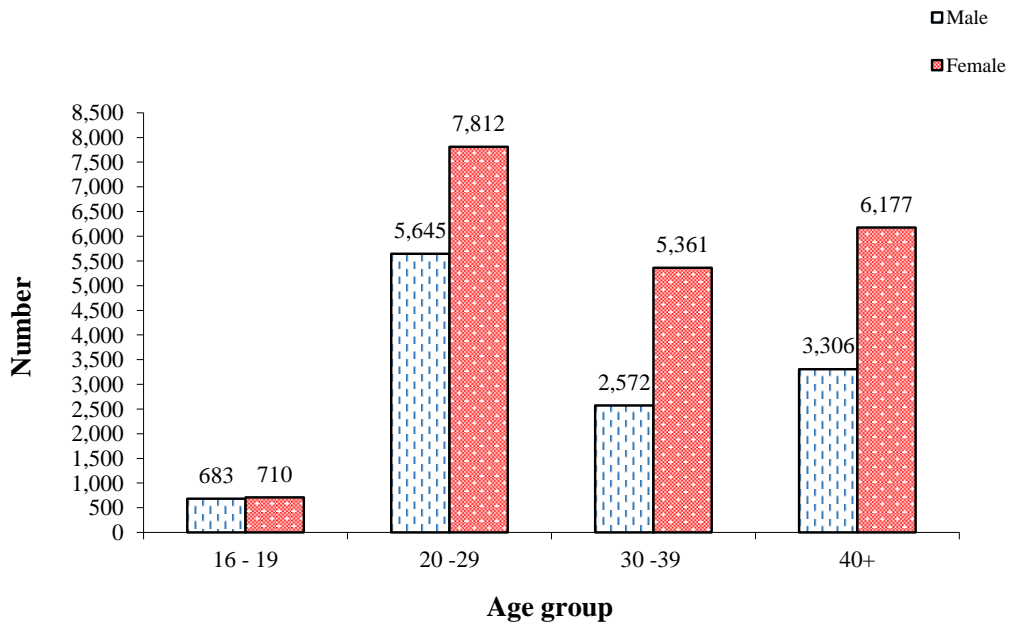
**Table 12 - Number of registered unemployed by occupational group and sex, as at end of April 2021**

Occupational group	Male	Female	Both sexes
Managers	200	127	327
Professionals	506	1,276	1,782
Technicians & Associate Professionals	943	1,350	2,293
Clerical Support Workers	2,153	6,037	8,190
Service and Sales Workers	2,279	4,561	6,840
Skilled Agricultural, Forestry & Fishery Workers	219	92	311
Craft & Related Trades Workers	2,006	847	2,853
Plant & Machinery Operators & Assemblers	1,399	1,730	3,129
Elementary Occupation	2,062	3,137	5,199
New Workers Seeking Employment	439	903	1,342
<b>Total</b>	<b>12,206</b>	<b>20,060</b>	<b>32,266</b>

**Figure 1 - Registered unemployed (%) by educational attainment, as at end of April 2021**



**Figure 2 - Number of registered unemployed by age group & sex, as at end of April 2021**



**Table 13 - Number of registered unemployed by district & sex, as at end of April 2021**

District	Male	Female	Both sexes
Port Louis	1,174	1,541	2,715
Black River	381	537	918
Plaine Wilhems	3,121	4,203	7,324
Pamplemousses	2,176	3,096	5,272
Rivière du Rempart	783	1,251	2,034
Moka	514	976	1,490
Flacq	<b>2,166</b>	<b>4,510</b>	<b>6,676</b>
Grand Port	1,101	2,371	3,472
Savanne	790	1,575	2,365
<b>Total</b>	<b>12,206</b>	<b>20,060</b>	<b>32,266</b>

**Table 14 - Number of registered unemployed by locality & sex, as at end of April 2021**

Locality	Male	Female	Both sexes
Baie Du Cap	28	57	85
Bambous	185	251	436
Beau Bassin	295	367	662
Bel Air	<b>379</b>	<b>806</b>	<b>1,185</b>
Belle Vue Maurel	134	216	350
Bramsthan	179	382	561
Brisee Verdier	219	404	623
Camp de Masque Pave	105	248	353
Camp Diable	61	97	158
Canot	40	63	103
Case Noyale	34	39	73
Central Flacq	281	571	852
Chemin Grenier	195	325	520
Cottage	88	122	210
Curepipe	741	1026	1,767

**Table 14 (cont'd) - Number of registered unemployed by locality & sex, as at end of April 2021**

<b>Locality</b>	<b>Male</b>	<b>Female</b>	<b>Both sexes</b>
Dagotiere	79	118	197
Fond Du Sac	104	140	244
Goodlands	222	313	535
Grand Bay	158	173	331
Grand Bois	96	280	376
Grand Gaube	78	115	193
Grand River South East	44	81	125
L'Escalier	106	182	288
La Rosa	174	389	563
Lallmatie	172	434	606
Laventure	52	163	215
Long Mountain	156	284	440
Mahebourg	248	516	764
Mare La Chaux	198	423	621
Medine	104	200	304
Moka	39	64	103
Mont Roches	34	47	81
Montagne Blanche	73	173	246
Old Grand Port	63	131	194
Pamplemousses	291	440	731
Petit Raffray	107	185	292
Petite Riviere	91	143	234
Phoenix	189	283	472
Piton	101	131	232
Plaine des Papayes	203	271	474
Plaine Magnien	134	230	364
Pointe aux Piments	98	122	220

**Table 14 (cont'd) - Number of registered unemployed by locality & sex, as at end of April 2021**

Locality	Male	Female	Both sexes
Port Louis	1,174	1,541	2,715
Poste de Flacq	126	250	376
Poudre d'Or Hamlet	73	126	199
Poudre d'Or Village	59	112	171
Quartier Militaire	88	218	306
Quatre Bornes	830	984	1,814
Quatre Soeurs	110	225	335
Riviere des Creoles	48	83	131
Riviere des Anguilles	160	347	507
Riviere du Poste	60	142	202
Riviere du Rempart	254	388	642
Roche Noires	95	180	275
Rose Belle	232	570	802
Rose Hill	374	515	889
Sebastopol	94	198	292
Souillac	177	369	546
St. Hubert	52	101	153
St. Julien d'Hotman	54	102	156
St. Pierre	181	302	483
Tamarin	23	32	55
Terre Rouge	356	412	768
Triolet	382	615	997
Trois Boutiques	62	138	200
Trou d'Eau Douce	103	125	228
Vacoas	661	980	1,641
<b>Total</b>	<b>12,206</b>	<b>20,060</b>	<b>32,266</b>

**Table 15 - Number of registered unemployed with disabilities by nature of disability and sex, as at end of April 2021**

<b>Nature of disability</b>	<b>Male</b>	<b>Female</b>	<b>Both sexes</b>
Abnormal movement of body parts	9	6	15
Albino	0	1	1
Blind	0	1	1
Crippled	1	2	3
Deaf	2	2	4
Deaf and Dumb	4	0	4
Deformation of body parts since birth	16	8	24
Disabled following surgical operation or illness	9	6	15
Disabled due to accident	8	4	12
Dumb	1	1	2
Dwarf	1	0	1
Epileptic	11	2	13
Lame	5	1	6
Mental illness	5	3	8
Mentally retarded	23	6	29
Partly blind	6	4	10
Partly deaf	4	6	10
Polio	1	0	1
Stammer	7	4	11
<b>Total</b>	<b>113</b>	<b>57</b>	<b>170</b>

**Table 16 - Number of UNEMPLOYED new registrants, re-registrants and those who reported for maintaining their registration by Employment Information Centre & sex, March to April 2021**

Employment Information Centre	New registrants			Re-registrants			Those who reported for maintaining their registration		
	Male	Female	Both sexes	Male	Female	Both sexes	Male	Female	Both sexes
Curepipe	13	15	28	11	18	29	149	240	389
Flacq	21	45	66	21	39	60	702	1,554	2,256
Mahebourg	3	12	15	12	15	27	141	313	454
Goodlands	21	20	41	16	23	39	226	425	651
Port Louis	25	29	54	34	23	57	391	514	905
Quartier Militaire	13	11	24	7	11	18	124	316	440
Quatre Bornes	22	23	45	22	20	42	254	359	613
Riv. Des Anguilles	9	3	12	8	9	17	247	457	704
Riv. Du Rempart	10	4	14	3	3	6	153	319	472
Rose Belle	16	8	24	9	16	25	137	449	586
Rose Hill	21	20	41	10	17	27	167	293	460
Triolet	16	22	38	14	25	39	340	597	937
Vacoas	13	18	31	13	16	29	217	373	590
Workfare	52	48	100	62	34	96	2032	2098	4,130
<b>Total</b>	<b>255</b>	<b>278</b>	<b>533</b>	<b>242</b>	<b>269</b>	<b>511</b>	<b>5,280</b>	<b>8,307</b>	<b>13,587</b>

**Table17 - Change in the number of new unemployed registrants by educational attainment and sex, February - March 2021**

Education Level	February 2021			March 2021			Change		
	Male	Female	Both sexes	Male	Female	Both sexes	Male	Female	Both sexes
Education Nil+Std VI (failed)	149	185	334	104	95	199	-45	-90	-135
Standard VI (passed)	35	36	71	16	14	30	-19	-22	-41
Form I to V (including SC failed)	93	109	202	39	38	77	-54	-71	-125
SC (including HSC failed)	65	90	155	22	32	54	-43	-58	-101
HSC	31	58	89	18	23	41	-13	-35	-48
Professional	27	58	85	27	30	57	0	-28	-28
<b>Total</b>	<b>400</b>	<b>536</b>	<b>936</b>	<b>226</b>	<b>232</b>	<b>458</b>	<b>-174</b>	<b>-304</b>	<b>-478</b>

**Table 18 - Number of new unemployed registrants by educational attainment, sex and age group, March 2021**

Age group Education level	Male					Female					Both sexes				
	16 - 19	20 - 29	30 - 39	40+	Total	16 - 19	20 - 29	30 - 39	40+	Total	16 - 19	20 - 29	30 - 39	40+	Total
Education Nil+Std VI (failed)	10	30	18	46	104	8	30	18	39	95	18	60	36	85	199
Standard VI (passed)	7	6	1	2	16	1	4	2	7	14	8	10	3	9	30
Form I to V (including SC failed)	18	13	4	4	39	12	13	7	6	38	30	26	11	10	77
SC (including HSC failed)	5	14	1	2	22	10	18	0	4	32	15	32	1	6	54
HSC	1	15	1	1	18	3	19	1	0	23	4	34	2	1	41
Professional	0	21	3	3	27	1	23	5	1	30	1	44	8	4	57
<b>Total</b>	<b>41</b>	<b>99</b>	<b>28</b>	<b>58</b>	<b>226</b>	<b>35</b>	<b>107</b>	<b>33</b>	<b>57</b>	<b>232</b>	<b>76</b>	<b>206</b>	<b>61</b>	<b>115</b>	<b>458</b>

**Table 19 - Number of new unemployed registrants by occupational group and sex, March to April 2021**

Occupational group	Male	Female	Both sexes
Managers	9	3	12
Professionals	23	21	44
Technicians & Associate Professionals	28	35	63
Clerical support workers	25	69	94
Service & sales workers	34	57	91
Skilled agricultural, forestry & fishery workers	5	1	6
Craft & related trades workers	32	7	39
Plant & machine operators & assemblers	21	16	37
Elementary occupations	43	39	82
New workers seeking employment	35	30	65
<b>Total</b>	<b>255</b>	<b>278</b>	<b>533</b>

**Table 20 - Number of IN EMPLOYMENT new registrants, re-registrants and those who reported for maintaining their registration by Employment Information Centre & sex, March to April 2021**

Employment Information Centre	New registrants			Re-registrants			Those who reported for maintaining their registration		
	Male	Female	Both sexes	Male	Female	Both sexes	Male	Female	Both sexes
Curepipe	2	1	3	11	9	20	229	173	402
Flacq	10	4	14	21	12	33	881	644	1,525
Mahebourg	4	0	4	21	11	32	335	261	596
Goodlands	3	1	4	13	7	20	373	311	684
Port Louis	3	4	7	9	10	19	453	292	745
Quartier Militaire	2	2	4	12	9	21	480	541	1,021
Quatre Bornes	2	0	2	11	14	25	178	195	373
Riv. Des Anguilles	0	0	0	4	3	7	329	278	607
Riv. Du Rempart	0	0	0	8	5	13	222	170	392
Rose Belle	1	1	2	11	7	18	562	443	1,005
Rose Hill	1	1	2	8	5	13	195	193	388
Triolet	2	1	3	15	9	24	394	334	728
Vacoas	7	1	8	12	6	18	200	229	429
<b>Total</b>	<b>37</b>	<b>16</b>	<b>53</b>	<b>156</b>	<b>107</b>	<b>263</b>	<b>4,831</b>	<b>4,064</b>	<b>8,895</b>

**Table 21 - Number of Unemployed and In Employment jobseekers de-registered by EIC and sex for the months of March and April 2021**

<b>EIC<sup>1</sup></b>	<b>Unemployed</b>			<b>In Employment</b>			<b>Total</b>		
	<b>Male</b>	<b>Female</b>	<b>Both sexes</b>	<b>Male</b>	<b>Female</b>	<b>Both sexes</b>	<b>Male</b>	<b>Female</b>	<b>Both sexes</b>
Triolet	0	0	0	1	0	1	1	0	1
<b>Total</b>	<b>0</b>	<b>0</b>	<b>0</b>	<b>1</b>	<b>0</b>	<b>1</b>	<b>1</b>	<b>0</b>	<b>1</b>

<sup>1</sup> Employment Information Centre

**Table 22 - Number of vacancies notified in EICs<sup>1</sup> by industrial group and sex, March to April 2021**

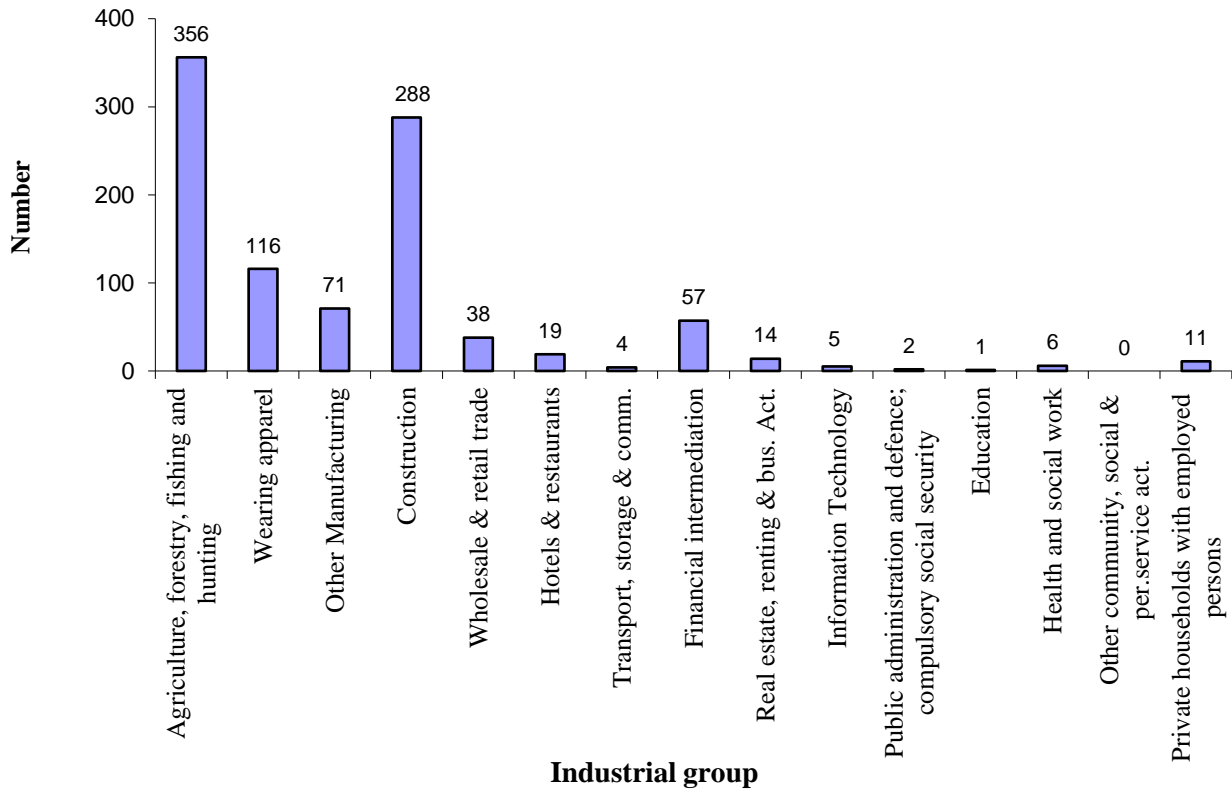
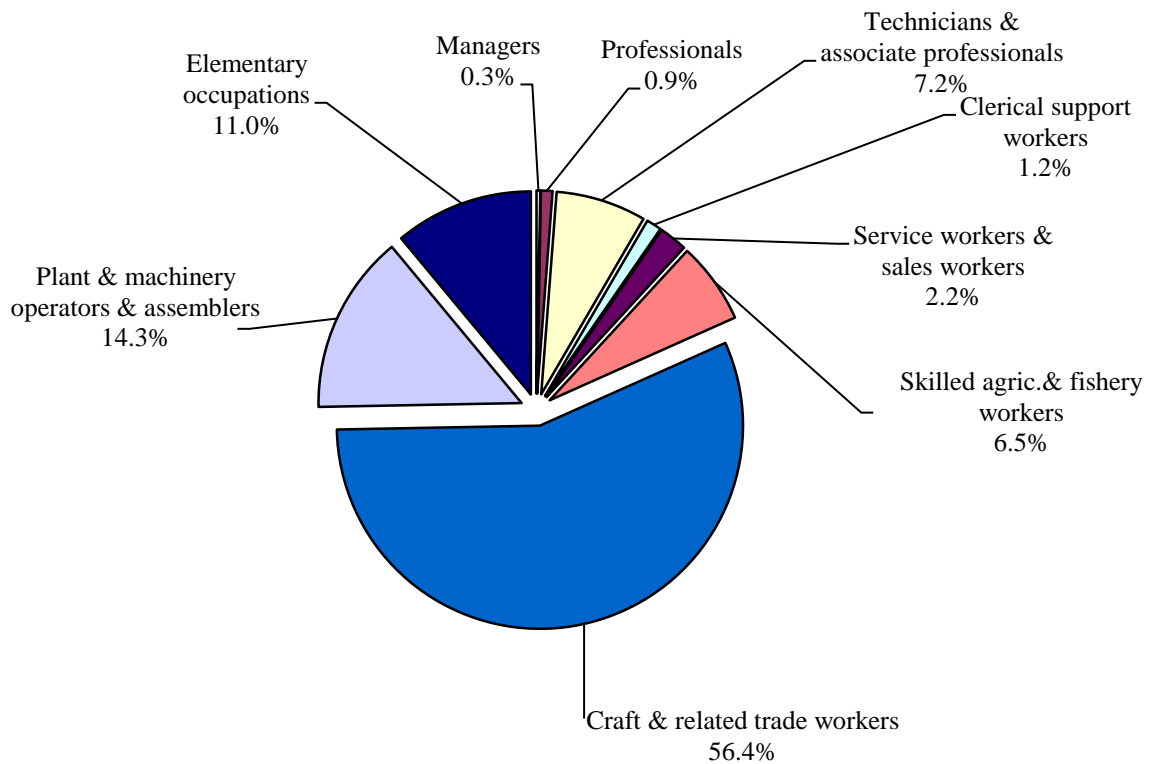
<b>Industrial group</b>	<b>Male</b>	<b>Female</b>	<b>Either male or female</b>	<b>Total</b>
Agriculture, hunting, forestry and fishing	315	5	36	356
Manufacturing	50	12	125	187
<i>of which: Textile</i>	<i>1</i>	<i>2</i>	<i>0</i>	<i>3</i>
<i>Wearing apparel</i>	<i>11</i>	<i>4</i>	<i>101</i>	<i>116</i>
Construction	244	0	40	284
Wholesale & retail trade; repair of m/vehicles, motorcycles & personal & household goods	27	4	7	38
Hotels and restaurants	0	5	14	19
Transport, storage and communications	0	0	4	4
Financial intermediation	1	0	55	56
Real estate, renting and business activities	0	1	13	14
Information technology	0	0	5	5
Education	0	0	1	1
Health and social work	0	6	0	6
Other community, social and personal service activities	0	0	0	0
Private households with employed persons	3	8	0	11
<b>Total</b>	<b>640</b>	<b>41</b>	<b>300</b>	<b>981</b>

<sup>1</sup>EICs - Employment Information Centres**Table 23 - Number of vacancies notified in the PRESS by industrial group and sex, March to April 2021**

<b>Industrial group</b>	<b>Male</b>	<b>Female</b>	<b>Either male or female</b>	<b>Total</b>
Construction	0	0	4	4
Financial intermediation	0	0	1	1
Public administration and defence; compulsory social security	0	0	2	2
<b>Total</b>	<b>0</b>	<b>0</b>	<b>7</b>	<b>7</b>

**Table 24 - Number of vacancies notified in the press and in EICs by industrial group and skill level, March to April 2021**

<b>Industrial group</b>	<b>Managers</b>	<b>Professionals</b>	<b>Technicians &amp; associate professionals</b>	<b>Clerical support workers</b>	<b>Service workers &amp; sales workers</b>	<b>Skilled agric., forestry &amp; fishery workers</b>	<b>Craft &amp; related trade workers</b>	<b>Plant &amp; machine operators &amp; assemblers</b>	<b>Elementary occupations</b>	<b>Total</b>
Agriculture, hunting, forestry and fishing	0	0	0	1	3	61	256	16	19	<b>356</b>
Manufacturing	0	0	0	3	3	0	36	117	28	<b>187</b>
<i>of which Textile</i>	0	0	0	0	0	0	0	1	2	<b>3</b>
<i>Wearing apparel</i>	0	0	0	2	0	0	6	102	6	<b>116</b>
Construction	1	3	1	1	0	0	254	2	26	<b>288</b>
Wholesale & retail trade; repair of motor vehicles, motorcycles & personal and household goods	0	0	8	2	4	0	10	5	9	<b>38</b>
Hotels & restaurants	0	0	0	0	4	1	0	0	14	<b>19</b>
Transport, storage & communications	0	0	1	3	0	0	0	0	0	<b>4</b>
Financial intermediation	1	0	55	0	0	0	0	1	0	<b>57</b>
Real estate, renting and business activities	1	1	5	1	0	0	0	0	6	<b>14</b>
Information technology	0	5	0	0	0	0	0	0	0	<b>5</b>
Public administration and defence; compulsory social security	0	0	1	1	0	0	0	0	0	<b>2</b>
Education	0	0	0	0	1	0	0	0	0	<b>1</b>
Health and social work	0	0	0	0	6	0	0	0	0	<b>6</b>
Other community, social and personal service activities	0	0	0	0	0	0	0	0	0	<b>0</b>
Private households with employed persons	0	0	0	0	1	2	1	0	7	<b>11</b>
<b>Total</b>	<b>3</b>	<b>9</b>	<b>71</b>	<b>12</b>	<b>22</b>	<b>64</b>	<b>557</b>	<b>141</b>	<b>109</b>	<b>988</b>

**Figure 3 - Number of vacancies by industrial group, March - April 2021****Figure 4 - Distribution (%) of vacancies by skill level, March - April 2021**

**Table 25 - Change in number of vacancies notified in the press and in EICs by industrial group, February - March - April 2021**

<b>Industrial group</b>	<b>February 2021</b>	<b>March to April 2021</b>	<b>Change</b>
Agriculture, hunting, forestry & fishing	66	356	290
Manufacturing	151	187	36
<i>of which: Textiles</i>	6	3	-3
<i>Wearing apparel</i>	97	116	19
Construction	233	288	55
Wholesale & retail trade; repair of motor vehicles, motorcycles, personal and household goods	150	38	-112
Hotels & restaurants	28	19	-9
Transport, storage & communications	90	4	-86
Financial intermediation	0	57	57
Real estate, renting and business activities	18	14	-4
Information technology	57	5	-52
Public administration and defence; compulsory social security	6	2	-4
Education	3	1	-2
Health & social work	5	6	1
Other community, social and personal service activities	12	0	-12
Private households with employed persons	28	11	-17
<b>Total</b>	<b>847</b>	<b>988</b>	<b>141</b>

**Table 26 - Number of placements effected under the Youth Employment Programme by industrial group and sex, March to April 2021**

<b>Industrial group</b>	<b>Male</b>	<b>Female</b>	<b>Both sexes</b>
Manufacturing	1	2	3
Construction	2	0	2
Wholesale and retail trade; repair of motor vehicles and motorcycles	1	4	5
Transportation and storage	0	1	1
Real Estate Activities	1	1	2
Accommodation and food service activities	1	0	1
Information and communication	1	4	5
Financial and insurance activities	0	2	2
Professional, scientific and technical activities	8	11	19
Administrative and support service activities	0	1	1
Human health and social work activities	3	0	3
Arts, entertainment and recreation	0	0	0
Other service activities	1	0	1
<b>Total</b>	<b>19</b>	<b>26</b>	<b>45</b>

**Table 27 - Result of submission of candidates to employers for job placement effected in March - April 2021**

<b>Employment Information Centre</b>	<b>Vacancies</b>	<b>Applicants referred to employers</b>	<b>Declined offer</b>	<b>Failed to report to employer</b>	<b>Not selected</b>	<b>Result not yet known</b>	<b>Number placed</b>	<b>Placements for previous vacancies</b>
Triolet	16	37	0	0	34	0	3	0
Riviere du Rempart	20	117	0	19	85	0	13	0
Goodlands	412	133	1	22	25	80	5	0
Port Louis	67	29	0	0	14	0	15	0
Rose Hill	28	69	37	11	9	0	12	0
Quatre Bornes	27	134	3	0	118	0	13	0
Vacoas	22	47	0	0	42	0	5	0
Curepipe	163	297	2	14	178	93	10	0
Quartier Militaire	147	428	46	81	125	167	9	0
Flacq	51	185	43	0	122	0	20	0
Rose Belle	10	77	55	0	19	0	3	0
Riviere Des Anguilles	10	13	0	0	11	0	2	0
Mahebourg	15	102	0	0	17	83	2	0
<b>Total</b>	<b>988</b>	<b>1,668</b>	<b>187</b>	<b>147</b>	<b>799</b>	<b>423</b>	<b>112</b>	<b>0</b>
<b>Vacancies in the Public Sector</b>	<b>11</b>	<b>45</b>	<b>0</b>	<b>0</b>	<b>0</b>	<b>45</b>	<b>0</b>	<b>0</b>
<b>Grand Total</b>	<b>999</b>	<b>1,713</b>	<b>187</b>	<b>147</b>	<b>799</b>	<b>468</b>	<b>112</b>	<b>0</b>

**Table 28 - Number of placements effected by industrial group, occupation and sex, March - April 2021**

<b>Industrial group</b>	<b>Occupation</b>	<b>Male</b>	<b>Female</b>	<b>Both sexes</b>
Agriculture, forestry, fishing and hunting	Field Crop Farm Skilled Worker	2	0	2
	Gardener	1	0	1
	<b>Sub Total</b>	<b>3</b>	<b>0</b>	<b>3</b>
Manufacturing	Aluminium Worker	2	0	2
	Baker	1	0	1
	Cake Decorator	0	1	1
	Cleaner	0	1	1
	Clerical Officer	0	1	1
	Driver	4	0	4
	Helper	1	3	4
	Lorry Attendant	2	0	2
	Machine Operator	1	2	3
	Mechanic	2	0	2
	Packer, Hand	1	0	1
	Pattern Maker	0	1	1
	Security Guard	3	1	4
	Sorter	0	2	2
	Store Clerk	1	0	1
	Storekeeper	1	0	1
	Welder	1	0	1
	<b>Sub Total</b>	<b>20</b>	<b>12</b>	<b>32</b>
Construction	Building Construction Labourer	8	1	9
	Cleaner	0	1	1
	Electrician	1	0	1
	Mason	11	0	11
	Storekeeper	1	0	1
	<b>Sub Total</b>	<b>21</b>	<b>2</b>	<b>23</b>
Wholesale & retail trade; repair of motor vehicles, motorcycles& personal and household goods	Cabinet Maker	1	0	1
	Cashier	0	1	1
	Commercial Traveller	2	0	2
	Helper	3	0	3
	Lorry Attendant	2	0	2
	Sales Assistant	1	0	1
	Salesperson	0	1	1
	Trainee Dispenser	0	1	1
	<b>Sub Total</b>	<b>9</b>	<b>3</b>	<b>12</b>

**Table 28 (cont'd) - Number of placements effected by industrial group, occupation and sex,  
March - April 2021**

<b>Industrial group</b>	<b>Occupation</b>	<b>Male</b>	<b>Female</b>	<b>Both sexes</b>
Hotels and restaurants	Accounts Clerk	0	1	1
	Cook	1	2	3
	Farata Maker	0	1	1
	Housekeeper	0	2	2
	Waiter/Waitress	0	1	1
	<b>Sub Total</b>	<b>1</b>	<b>7</b>	<b>8</b>
Information Technology	Software Engineer Associate	1	0	1
	<b>Sub Total</b>	<b>1</b>	<b>0</b>	<b>1</b>
Financial intermediation	Assistant Accountant	0	1	1
	Compliance Officer	0	1	1
	Sales Representative	2	4	6
	<b>Sub Total</b>	<b>2</b>	<b>6</b>	<b>8</b>
Real estate, renting and business services	Accounts Clerk	0	1	1
	Administrative Assistant	1	1	2
	Check In Officer	1	0	1
	Cleaner	0	1	1
	Driver	2	1	3
	Electrician	2	0	2
	General Worker	1	0	1
	Helper	2	0	2
	Secretary	0	1	1
	Security Guard	1	1	2
	<b>Sub Total</b>	<b>10</b>	<b>6</b>	<b>16</b>
Human health and social work activities	Laboratory Assistant	0	3	3
	<b>Sub Total</b>	<b>0</b>	<b>3</b>	<b>3</b>
Private households with employed persons	Driver	1	0	1
	Electrician	1	0	1
	Gardener	1	0	1
	Housemaid	0	3	3
	<b>Sub Total</b>	<b>3</b>	<b>3</b>	<b>6</b>
<b>Total EIC<sup>1</sup></b>		<b>70</b>	<b>42</b>	<b>112</b>
ESMO <sup>2</sup> : (a) Public Sector		0	0	0
(b) Workfare Programme		6	5	11
(c) Magazine de L'Emploi et des Metiers		6	0	6
(d) Job Management System		2	0	2
(e) Youth Employment Programme		38	63	101
(f) Back to Work Programme		0	0	0
(g) Dual Training Programme		0	0	0

**Table 28 (cont'd) - Number of placements effected by industrial group, occupation and sex,  
March - April 2021**

(h) Trainee Engineer Scheme	0	0	0
<b>Total ESMO</b>	<b>52</b>	<b>68</b>	<b>120</b>
<b>Grand Total</b>	<b>122</b>	<b>110</b>	<b>232</b>

<sup>1</sup> Employment Information Centres

<sup>2</sup> Employment Service Main Office

# SECTION II



## Section II - Rodrigues

### 1. Introduction

This section presents data on registered jobseekers for Rodrigues Island. The functioning of the Employment Information Centre in Rodrigues is similar to that in Mauritius.

### 2. Registered Unemployed

The number of registered unemployed as at the end of April 2021 was 3,638 (1,508 males and 2,130 females), while the number of registrants in employment amounted to 1,420, consisting of 732 males and 688 females (Table 1.1). 47% of the unemployed persons were aged between 16 and 29 years (Table 1.2).

**Table 1.1 - Number of registered Unemployed and In Employment jobseekers by sex, as at end April 2021**

Registered Jobseekers	Male	Female	Both sexes
Unemployed	1,508	2,130	3,638
In Employment	732	688	1,420
<b>Total</b>	<b>2,240</b>	<b>2,818</b>	<b>5,058</b>

**Table 1.2 - Number of registered unemployed and in employment by sex and age group, as at end April 2021**

Age group	Unemployed						In employment					
	Male		Female		Total		Male		Female		Total	
	Number	%	Number	%	Number	%	Number	%	Number	%	Number	%
<b>16 - 29</b>	674	45	1,050	49	1,724	47	337	46	321	47	658	46
<b>30 - 39</b>	424	28	747	35	1,171	32	248	34	281	41	529	37
<b>40+</b>	410	27	333	16	743	20	147	20	86	13	233	16
<b>Total</b>	<b>1,508</b>	<b>100</b>	<b>2,130</b>	<b>100</b>	<b>3,638</b>	<b>100</b>	<b>732</b>	<b>100</b>	<b>688</b>	<b>100</b>	<b>1,420</b>	<b>100</b>

The educational attainment of unemployed registrants was mainly in the category “Form I to V (including SC failed)” at 36%. Only 100 registrants had their Higher School Certificate. The length of unemployment of 16% of the registered unemployed was less than 2 years, and about 62% had been looking for work for 5 years or more. The average length of registration worked out to 4.0 years (Tables 1.3 and 1.4).

**Table 1.3 - Registered unemployed jobseekers by qualification and sex, as at end of April 2021**

Qualification	Male		Female		Total	
	Number	%	Number	%	Number	%
Education Nil + Std VI Failed	643	43	429	20	1,072	29
Standard VI Passed	208	14	221	10	429	12
Form I to V (including SC failed)	402	27	896	42	1,298	36
SC	201	13	483	23	684	19
HSC	40	3	60	3	100	3
Professional	14	1	41	2	55	2
<b>Total</b>	<b>1,508</b>	<b>100</b>	<b>2,130</b>	<b>100</b>	<b>3,638</b>	<b>100</b>

As regards previous work experience, 544 registrants had, in the past, worked or were qualified to work as “Craft & related trades workers”. The proportion of those who have never worked and did not possess any technical or professional qualifications is higher among female unemployed; 14% of the latter have never worked, compared to 4% of males unemployed (Table 1.5).

### **3. New registrants and re-registrants**

For the months of March to April 2021, 50 new unemployed jobseekers have registered themselves consisting of 26 males and 24 females. The number of unemployed re-registrants and the number of unemployed jobseekers who reported for maintaining their registration are 94 (44 males and 50 females) and 1,364 (554 males and 810 females) respectively.

For in employment, there were 7 new registrants, 31 re-registrants and 470 registrants, in employment, who reported to the Employment Information Centres to maintain their registration; comprising 5, 19 and 243 males and 2, 12 and 227 females respectively (Table 1.6).

### **4. Registered unemployed with disabilities**

Among the 3,638 unemployed registrants, there were 26 persons with disabilities who were looking for work comprising of 18 males and 8 females (Table 1.7).

**Table 1.4 - Number of registered unemployed by qualification, length of registration, sex and age-group, Island of Rodrigues, as at end of April 2021**

Qualification	Age-group Length of Registration	Male					Female					Both sexes				
		16 - 19	20 - 29	30 - 39	40+	Total	16 - 19	20 - 29	30 - 39	40+	Total	16 - 19	20 - 29	30 - 39	40+	Total
Education Nil +Std VI Failed	Less than 1 year	7	15	8	6	36	2	9	8	13	0	9	24	16	19	68
	1 yr but < 2 yrs	4	6	8	5	23	1	7	6	1	0	5	13	14	6	38
	2 yrs but < 3 yrs	0	4	7	4	15	0	10	9	9	0	0	14	16	13	43
	3 yrs but < 4 yrs	0	9	7	9	25	0	9	13	23	0	0	18	20	32	70
	4 yrs but < 5 yrs	0	9	11	11	31	0	4	14	12	0	0	13	25	23	61
	5 yrs and above	0	38	173	302	513	0	19	126	134	0	0	57	299	436	792
	<b>Total</b>	<b>11</b>	<b>81</b>	<b>214</b>	<b>337</b>	<b>643</b>	<b>3</b>	<b>58</b>	<b>176</b>	<b>192</b>	<b>429</b>	<b>14</b>	<b>139</b>	<b>390</b>	<b>529</b>	<b>1,072</b>
Standard VI (Passed)	Less than 1 year	8	8	1	0	17	5	5	3	1	14	13	13	0	1	27
	1 yr but < 2 yrs	2	6	0	1	9	2	3	0	1	6	4	9	0	2	15
	2 yrs but < 3 yrs	0	11	2	2	15	0	9	2	3	14	0	20	4	5	29
	3 yrs but < 4 yrs	0	16	0	1	17	0	16	3	2	21	0	32	3	3	38
	4 yrs but < 5 yrs	0	15	3	3	21	0	22	6	2	30	0	37	9	5	51
	5 yrs and above	0	51	54	24	129	0	56	40	40	136	0	107	94	64	265
	<b>Total</b>	<b>10</b>	<b>107</b>	<b>60</b>	<b>31</b>	<b>208</b>	<b>7</b>	<b>111</b>	<b>54</b>	<b>49</b>	<b>221</b>	<b>17</b>	<b>218</b>	<b>114</b>	<b>80</b>	<b>429</b>
Form I to V (including SC failed)	Less than 1 year	33	21	7	2	63	46	18	6	1	71	79	39	13	3	134
	1 yr but < 2 yrs	13	22	0	2	37	14	37	1	2	54	27	59	1	4	91
	2 yrs but < 3 yrs	0	47	2	2	51	0	60	7	1	68	0	107	9	3	119
	3 yrs but < 4 yrs	0	12	2	0	14	0	44	9	3	56	0	56	11	3	70
	4 yrs but < 5 yrs	0	31	11	0	42	0	47	22	3	72	0	78	33	3	114
	5 yrs and above	0	66	98	31	195	0	185	320	70	575	0	251	418	101	770
	<b>Total</b>	<b>46</b>	<b>199</b>	<b>120</b>	<b>37</b>	<b>402</b>	<b>60</b>	<b>391</b>	<b>365</b>	<b>80</b>	<b>896</b>	<b>106</b>	<b>590</b>	<b>485</b>	<b>117</b>	<b>1,298</b>

Table 1.4 (cont'd) - Number of registered unemployed by qualification, length of registration, gender and age group, Island of Rodrigues, as at end of November 2020

Qualification	Age-group Length of Registration	Male					Female					Both sexes				
		16 - 19	20 - 29	30 - 39	40+	Total	16 - 19	20 - 29	30 - 39	40+	Total	16 - 19	20 - 29	30 - 39	40+	Total
SC	Less than 1 year	13	12	0	1	26	27	18	1	1	47	40	30	1	2	73
	1 yr but < 2 yrs	8	32	0	0	40	13	26	1	0	40	21	58	1	0	80
	2 yrs but < 3 yrs	0	21	1	0	22	0	35	0	1	36	0	56	1	1	58
	3 yrs but < 4 yrs	0	21	1	0	22	0	28	2	0	30	0	49	3	0	52
	4 yrs but < 5 yrs	0	26	2	0	28	0	37	2	0	39	0	63	4	0	67
	5 yrs and above	0	39	20	4	63	0	146	137	8	291	0	185	157	12	354
	<b>Total</b>	<b>21</b>	<b>151</b>	<b>24</b>	<b>5</b>	<b>201</b>	<b>40</b>	<b>290</b>	<b>143</b>	<b>10</b>	<b>483</b>	<b>61</b>	<b>441</b>	<b>167</b>	<b>15</b>	<b>684</b>
HSC	Less than 1 year	1	8	0	0	9	0	11	0	0	11	1	19	0	0	20
	1 yr but < 2 yrs	0	9	0	0	9	1	3	0	0	4	1	12	0	0	13
	2 yrs but < 3 yrs	0	4	0	0	4	0	6	0	0	6	0	10	0	0	10
	3 yrs but < 4 yrs	0	2	0	0	2	0	9	0	0	9	0	11	0	0	11
	4 yrs but < 5 yrs	0	6	0	0	6	0	8	0	0	8	0	14	0	0	14
	5 yrs and above	0	9	1	0	10	0	19	3	0	22	0	28	4	0	32
	<b>Total</b>	<b>1</b>	<b>38</b>	<b>1</b>	<b>0</b>	<b>40</b>	<b>1</b>	<b>56</b>	<b>3</b>	<b>0</b>	<b>60</b>	<b>2</b>	<b>94</b>	<b>4</b>	<b>0</b>	<b>100</b>
Professional	Less than 1 year	0	0	0	0	0	0	5	0	0	5	0	5	0	0	5
	1 yr but < 2 yrs	0	1	0	0	1	0	3	0	0	3	0	4	0	0	4
	2 yrs but < 3 yrs	0	1	1	0	2	0	3	0	0	3	0	4	1	0	5
	3 yrs but < 4 yrs	0	2	0	0	2	0	3	0	0	3	0	5	0	0	5
	4 yrs but < 5 yrs	0	2	0	0	2	0	7	0	0	7	0	9	0	0	9
	5 yrs and above	0	3	4	0	7	0	12	6	2	20	0	15	10	2	27
	<b>Total</b>	<b>0</b>	<b>9</b>	<b>5</b>	<b>0</b>	<b>14</b>	<b>0</b>	<b>33</b>	<b>6</b>	<b>2</b>	<b>41</b>	<b>0</b>	<b>42</b>	<b>11</b>	<b>2</b>	<b>55</b>
<b>Grand Total</b>		<b>89</b>	<b>585</b>	<b>424</b>	<b>410</b>	<b>1,508</b>	<b>111</b>	<b>939</b>	<b>747</b>	<b>333</b>	<b>2,130</b>	<b>200</b>	<b>1,524</b>	<b>1,171</b>	<b>743</b>	<b>3,638</b>

**Table 1.5 - Number of registered unemployed by occupational group and sex, Island of Rodrigues, as at end of April 2021**

Occupational group	Male	Female	Both sexes
Managers	1	1	2
Professionals	11	21	32
Technicians & Associate Professionals	25	53	78
Clerical support workers	31	174	205
Service & sales workers	136	558	694
Skilled agricultural, forestry & fishery workers	140	59	199
Craft & related trades workers	324	220	544
Plant & machine operators & assemblers	90	61	151
Elementary occupations	685	686	1,371
New workers seeking employment	65	297	362
<b>Total</b>	<b>1,508</b>	<b>2,130</b>	<b>3,638</b>

**Table 1.6 - Number of Unemployed and In Employment new registrants, re-registrants & those who reported for maintaining their registration by sex, Island of Rodrigues, March - April 2021**

Type of registration	Unemployed			In Employment			Total		
	Male	Female	Both sexes	Male	Female	Both sexes	Male	Female	Both sexes
New Registration	26	24	50	5	2	7	31	26	57
Re-registration	44	50	94	19	12	31	63	62	125
Reported	554	810	1,364	243	227	470	797	1,037	1,834
<b>Total</b>	<b>624</b>	<b>884</b>	<b>1,508</b>	<b>267</b>	<b>241</b>	<b>508</b>	<b>891</b>	<b>1,125</b>	<b>2,016</b>

**Table 1.7 - Number of registered unemployed with disabilities by nature of disability and sex, Island of Rodrigues, as at end of April 2021**

<b>Nature of disability</b>	<b>Male</b>	<b>Female</b>	<b>Both sexes</b>
Abnormal movement of body parts	1	1	2
Blind	0	1	1
Deaf	2	0	2
Deaf and Dumb	2	1	3
Deformation of body parts since birth	1	1	2
Disabled following surgical operation or illness	2	0	2
Disabled due to accident	3	0	3
Epileptic	2	1	3
Mental Illness	1	0	1
Partly blind	1	3	4
Partly Deaf	1	0	1
Stammer	2	0	2
<b>Total</b>	<b>18</b>	<b>8</b>	<b>26</b>

## GLOSSARY

***Active Population or Labour Force*** - active population or labour force is made up of employed and unemployed population.

***Activity Rate*** - activity rate is the ratio (%) of labour force to population aged 16+ (active and inactive population)

***Back to Work Programme (BTWP)*** - a programme launched in June 2015, is meant for women above 35 years of age to enable them take up or resume employment. All women should register first as unemployed at the EIC before applying at BTWP.

***Certificate of Exemption***- the Employment (Non-Citizens) (Restriction) Exemptions Regulations 1970, stipulates that certain categories of expatriates are exempted from a work permit during his/her period of employment in Mauritius.

***De-Registration*** - jobseekers who fail to maintain their registration during the month and consequently their applications are removed from the live register and placed in a dormant register.

***Disability*** - any limitation to perform a daily life activity in a manner considered normal for persons of their age.

***Dual Training Programme (DTP)*** - a programme launched in 2015 is a mix of practical on-the-job training and classroom studies. The main objective of the DTP is to address the problem of skills mismatch in the labour market and to ensure the availability of skilled manpower for employers.

***Educational attainment*** - the highest level of education completed, whereas for persons attending school, it refers to the standard, form or course being attended.

***Employment*** - employed population aged 16 years and above (16+) who have worked for pay, profit or family gain for at least one hour during the reference week of a month. It includes those who are temporarily absent from work for reasons such as leave with pay, leave without pay and temporary disorganisation of work (bad weather, breakdown of equipment, lack of order, etc.).

***Employment Information Centres (EIC)*** - the thirteen public Employment Office found in Mauritius and one in Rodrigues where among others attention is being given to jobseekers.

**Industrial Group** - the national classification based on ISIC (International Industrial Classification of Economic Activities) Rev 3 of United Nations is the reference classification of productive activities. Its main purpose is to provide a set of activity categories that can be utilised for the collection and reporting of statistics according to such activities.

**In-employment jobseekers at EIC** - persons who are in some sort of employment and are in search of a well remunerated or secured job.

**Inflation rate** - inflation rate as measured by the Consumer Price Index (CPI) is the percentage change in the level of prices from one period to another. It is measured by comparing the average level of prices during a twelve-month period with the average level during the corresponding previous twelve-month period. The CPI is an indicator of changes over time in the general level of goods and services acquired by Mauritian consumers.

**Jobseeker** - Any citizen of Mauritius aged 16 years and above who is actively looking for employment and is available to work.

**Job Management System** - The website of the Employment Service, where employers and jobseekers interact freely. The website <https://mauritiusjobs.govmu.org> was launched in June 2014. Jobseekers register their Curriculum Vitae (CV) and apply for jobs; while employers input vacancies and search for candidates.

**Labour migration** - The movement of people from one country to another for employment in a better environment.

**Live Register** - the database of jobseekers who are registering at the Employment Service.

**Magazine de L'Emploi et des Metiers** - A television programme for broadcast of vacancies and information on the world of work. It also includes radio talk shows and debates on television relating to the labour market.

**New registrant** - a jobseeker who apply for registration for the first time at the Employment Service.

**New and renewed work permit** - Each time when enterprises initially apply for the work permit of foreign workers for the first time at the Ministry of Labour, Human Resource Development and Training and employ them for the first time, the work permit is considered as new. In case the

foreigners move from the actual enterprise for another enterprise, the valid work permit is cancelled and again a new work permit rather than renewed work permit is issued. But in case of expiry of the current work permit and the foreign worker is still working for the same enterprise, the work permit is renewed. Applications should be submitted two months prior to the expiry of the current work permit. Applications for renewal of work permits received after expiry of current work permits is not accepted

**Occupational Group** - the National Classification of Occupations 2009 (NCO-09) adopted from International Standards Classification of Occupations 2008 (ISCO-08) which is a document of the International Labour Organisation (ILO) and is a tool for organising jobs in a clearly defined set of groups and according to the specificity of the tasks and duties undertaken in the job.

**Placement** - the offer of a decent and remunerative job/internship to a jobseeker.

**Public Sector** - It comprises of organisations that are owned and operated by Government and exist to provide services for its citizens.

**Real Gross Domestic Product (GDP) Growth Rate** - the rate of change that GDP at basic prices (amount receivable by the producer exclusive of taxes and inclusive of subsidies on products) changes/grows from one year to another after removing price effect. GDP is the aggregate money value of all goods and services produced within a country out of economic activity during a specified period, usually a year, before provision for the consumption of fixed capital.

**Registered unemployed and in-employment at EIC** - Only those persons who actively and continuously maintain their registration at EIC are included as registered. The live register comprise of new registrants, re-registrants and those maintaining their registration.

**Reported** - jobseekers who are maintaining their names on the live register of the Employment Service.

**Re-registrants** - those who have ceased registration for a period not exceeding two years, and come back to be re-admitted on the live register. If the break is more than two years then the case will be considered as a new one.

**Trainee Engineer Scheme** – Government announced a special scheme in the Budget Programme 2016 – 2017. The scheme aimed at providing practical training for graduates in Engineering in order to enable them to qualify for registration with the Council of Registered Professional Engineers (CRPE) of Mauritius and to operate as full-fledged Engineers.

***Unemployment (Continuous Multi-Purpose Household Survey)*** - unemployment population comprise all Mauritians aged 16+ who are not working but who are looking for work and are available for work during the reference period.

***Unemployed registered jobseekers at EIC*** - jobseekers aged 16 years and above registered as unemployed at EIC who are without work, currently available for work and actively seeking for work limited to Mauritian citizen residing in Mauritius and Rodrigues Island.

***Unemployment rate*** - unemployment rate is the ratio (%) of unemployment to labour force.


***Vacancy*** - a position in an enterprise that is vacant and a call for suitable candidate is being made.

***Valid work permit*** - The non-citizens (Employment Restriction) Act 1973, stipulates that a non-citizen shall not engage in any occupation in Mauritius for reward or profit or be employed in Mauritius unless there is in force in relation to him a valid permit and he engages in the occupation, or is employed in accordance with any condition which may be specified in the permit. The Act also stipulates that “no person shall have a non-citizen in his employment in Mauritius without there being in force a valid permit in relation to that employment.”

***Work Permit*** - a legal document authorising a person under certain conditions to take employment in Mauritius.

***Workfare Programme*** - The Workfare Programme (WP) was initiated by Government to protect laid off workers in the difficult phase of their lives by providing them financial relief and assistance in terms of job placement, training /re-skilling and starting up a business. It has been incorporated in the new Labour Laws under the Employment Rights Act 2008 and became effective following proclamation of the Act on 02 February 2009.

***Youth Employment Programme (YEP)*** - a programme which started in 2013 for unemployed youth aged between 16 and 35 years and provides them with training and placement in an enterprise for an initial period of one year with the possibility of one additional year of placement with another enterprise. All youth should register first as unemployed at the EIC before applying at YEP.



## **EMPLOYMENT SERVICE MAIN OFFICE**

11<sup>th</sup> Floor, Victoria House,  
C/r St Louis & Barracks Streets,  
Port-Louis

■ Mauritius Jobs  
405 0129  
<https://mauritiusjobs.govmu.org/>

■ Back To Work Programme  
405 0120 / 405 0121  
[www.backtowork.mu](http://www.backtowork.mu)

■ Dual Training Programme  
405 0123  
<https://mauritiusjobs.govmu.org/>

■ Youth Employment Programme  
405 0111 / 36  
405 0185 / 82  
[www.yep.mu](http://www.yep.mu)

■ Labour Market Information System  
405 0126 / 27  
<https://mauritiusjobs.govmu.org/>

■ Trainee Engineer Scheme  
405 0131 / 405 0122  
<https://mauritiusjobs.govmu.org/>