



Republic of Mauritius

MINISTRY OF LABOUR, HUMAN RESOURCE DEVELOPMENT AND TRAINING
(Human Resource Development and Training Division)

EMPLOYMENT SERVICE MONTHLY BULLETIN June 2021



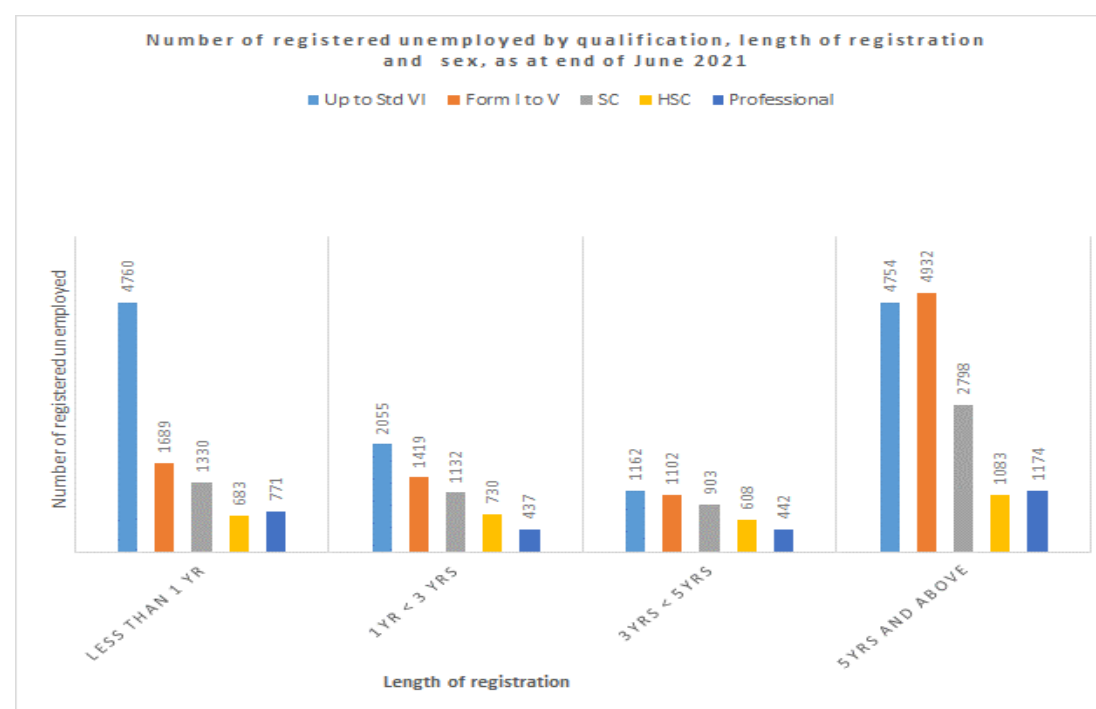
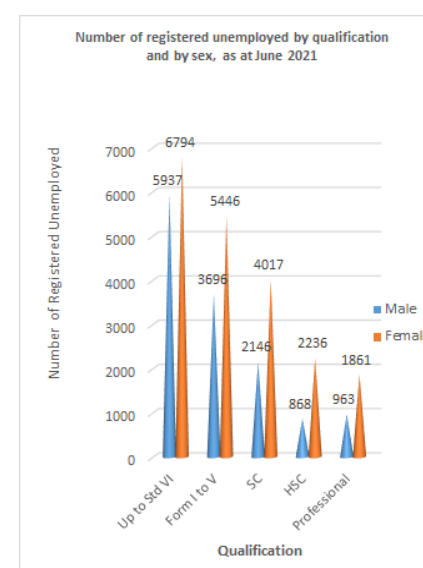
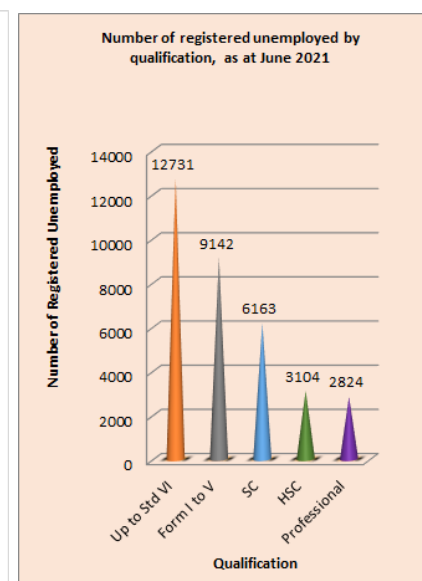
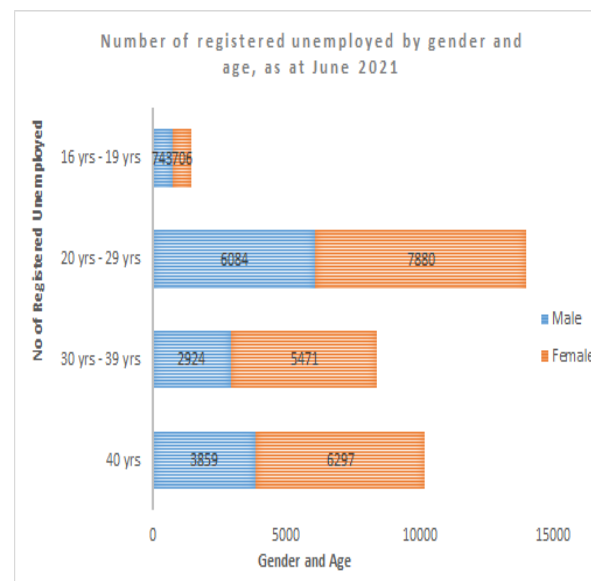
Statistical Data
on Labour
Market



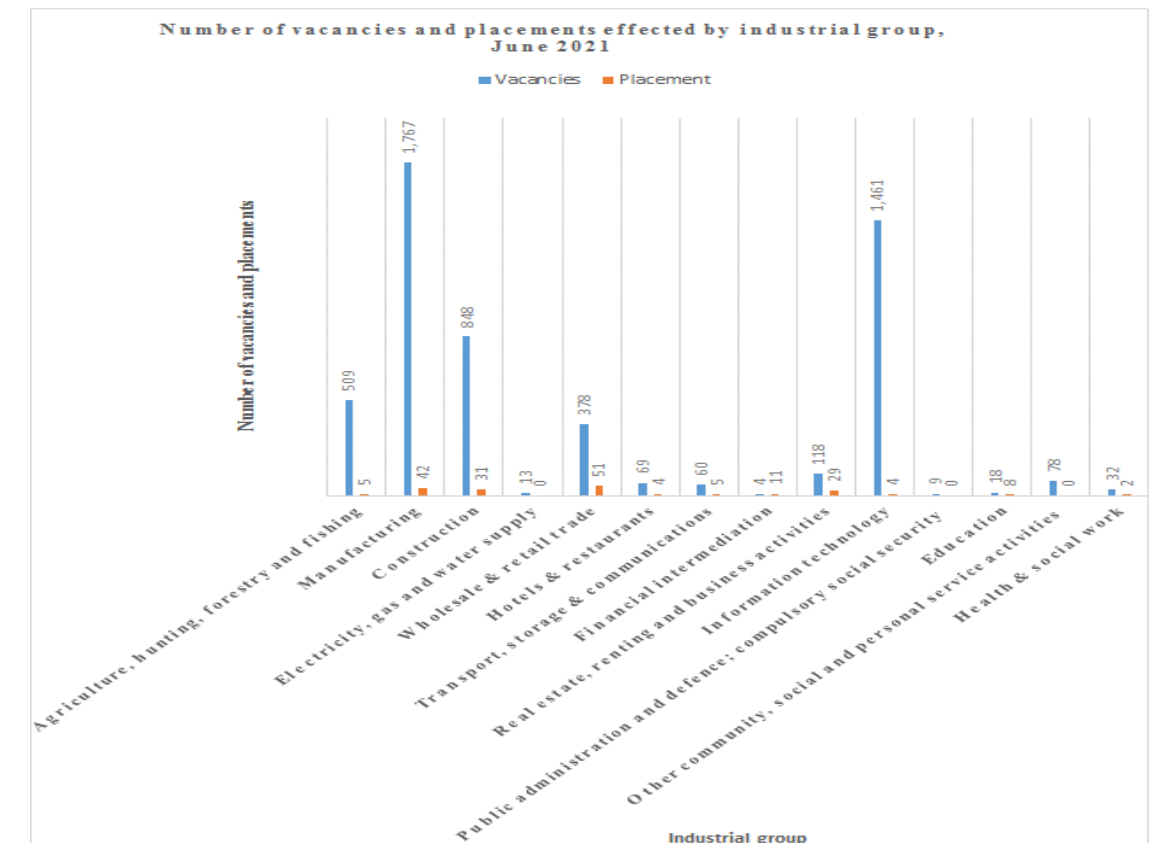
56, 110 jobseekers seeking employment including (33, 964) as unemployed or a better job (22, 146) as at end of June 2021



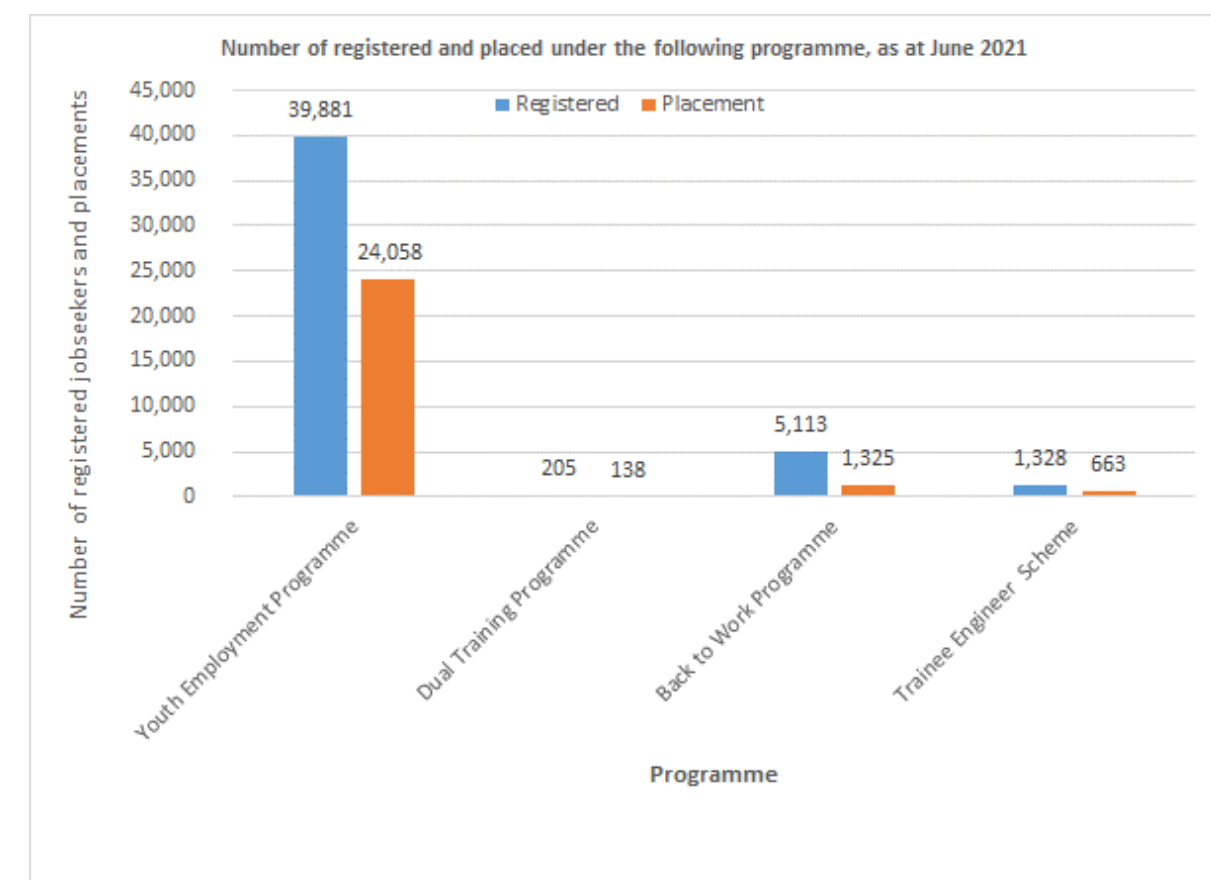
Profiling of unemployed jobseekers




Vacancies & Placement – Industrial Group



Training Programmes





Please Open To View

Employment Service Monthly Bulletin - June 2021

CONTENTS

	Page
Fact Sheet on Labour Market Indicators	4 - 5
Section 1 - Registered unemployed in Mauritius	
1. Introduction	7
2. Registered jobseekers, as at the end of June 2021	7 - 11
Table 1 - Number of registered Unemployed and In Employment jobseekers by sex, as at end of June 2021	7
Table 2 - Registered unemployed jobseekers by age group and sex, as at end of June 2021	8
Table 3 - Registered unemployed jobseekers by qualification and sex, as at end of June 2021	9
3. In employment and seeking another job	11
4. De-registration	11
5. Vacancies	11 - 12
Table 4 - Number of vacancies notified in June 2021	11
Table 4a - Number of vacancies notified by occupation (20 and more) in June 2021	12
6. Workfare Programme	13
Table 5 - Laid off workers registered and redeployed for the month of June 2021	13
7. Magazine de L'Emploi et des Metiers	13
Table 6 - Statistics on Magazine de L'Emploi et des Metiers, as at 30 June 2021	13
8. Website of Employment Service	14
Table 7 - Statistics on the website	14
9. Youth Employment Programme, Dual Training Programme and Back to Work Programme	14 - 17
10. Job Placement	17 - 19
Table 8 - Type of placements by sex, June 2021	18
11. Work Permits and Certificates of Exemption	19
Table 9 - Number of registered unemployed by qualification, length of registration, sex & age group, as at end of June 2021	20 - 20a
10 - Number of registered Unemployed and In Employment jobseekers by EIC and sex, as at end of June 2021	21
11 - Change in number of registered unemployed by age group & sex, May 2021 - June 2021	22
12 - Number of registered unemployed by occupational group & sex, as at end of June 2021	22
13 - Number of registered unemployed by district and sex, as at end of June 2021	24
14 - Number of registered unemployed by locality and sex, as at the end of June 2021	24 - 26
15 - Number of registered unemployed with disabilities by nature of disability and sex, as at end of June 2021	27

Table 16	- Number of unemployed new registrants, re-registrants & those who reported for maintaining their registration by Employment Information Centre & sex, June 2021	28
17	- Change in the number of new unemployed registrants by educational attainment & sex, May 2021 - June 2021	29
18	- Number of new unemployed registrants by educational attainment, sex & age group, June 2021	29
19	- Number of new unemployed registrants by occupational group and sex, June 2021	30
20	- Number of In Employment new registrants, re-registrants & those who reported for maintaining their registration by Employment Information Centre & sex, June 2021	30
21	- Number of Unemployed and In Employment jobseekers de-registered by EIC and sex, as at end of June 2021	31
22	- Number of vacancies notified in EICs by industrial group and sex, June 2021	32
23	- Number of vacancies notified in the press by industrial group and sex, June 2021	32
24	- Number of vacancies notified in the press and in EICs by industrial group and skill level, June 2021	33
25	- Change in number of vacancies notified in the press and in EICs by industrial group, May 2021 - June 2021	35
26	- Number of placements effected under the Youth Employment Programme by industrial group and sex, June 2021	36
27	- Result of submission of candidates to employers for job placement effected in June 2021	37
28	- Number of placements effected by industrial group, occupation and sex, June 2021	38 - 40

Work Permits and Certificates of Exemption

Table 29	- Number of new work permits issued by industrial group, occupation and sex, June 2021	42
30	- Number of work permits renewed by industrial group, occupation and sex, June 2021	43 - 46
31	- Number of new work permits issued and renewed work permits by country of origin and sex, June 2021	47
32	- Number of issued and renewed certificates of exemption by country of origin, June 2021	49
33	- Number of valid work permits and certificates of exemption by industrial group & sex, as at end of June 2021	50
34	- Number of valid work permits and certificates of exemption by country of origin & sex, as at end of June 2021	51 - 52

Section 2 - Registered unemployed in the Island of Rodrigues

Table 1.1	- Number of registered unemployed and in employment jobseekers by sex, as at end of June 2021	54
1.2	- Number of registered unemployed and in employment by sex and age group, as at end June 2021	54
1.3	- Registered unemployed jobseekers by qualification & sex, as at end of June 2021	55
1.4	- Number of registered unemployed by qualification, length of registration, sex & age group, as at end of June 2021	56 - 57
1.5	- Number of registered unemployed by occupational group & sex, as at end of June 2021	58
1.6	- Number of Unemployed and In Employment new registrants, re-registrants & those who reported for maintaining their registration by sex, June 2021	58
1.7	- Number of registered unemployed with disabilities by nature of disability and sex, as at end of June 2021	59
1.8	- Number of valid work permits by occupation and sex, as at end of June 2021	59

Glossary	60- 63
-----------------	--------

FIGURES

Figure 1	- Registered unemployed by educational attainment, as at end of June 2021	23
2	- Number of registered unemployed by age group & sex, as at end of June 2021	23
3	- Number of vacancies by industrial group, June 2021	34
4	- Distribution (%) of vacancies by skill level, June 2021	34
5	- Distribution (%) of new work permits & renewed work permits by country of origin, June 2021	48
6	- Number of new work permits issued & renewed work permits by industrial group, June 2021	48

Fact Sheet on Labour Market Indicators: Human Resource Development and Training Division

Indicators	May-21	Jun-21	Change	% Change
Registered jobseekers	53,458	56,110	2,652	5
Male	24,146	25,999	1,853	8
Female	29,312	30,111	799	3
Registered unemployed jobseekers	32,132	33,964	1,832	6
Male	12,394	13,610	1,216	10
Female	19,738	20,354	616	3
Registered In employment jobseekers	21,326	22,146	820	4
Male	11,752	12,389	637	5
Female	9,574	9,757	183	2
Registered unemployed professional jobseekers	2,718	2,824	106	4
Male	911	963	52	6
Female	1,807	1,861	54	3
Registered unemployed youth jobseekers (16 - 35 years)	19,547	20,578	1,031	5
Male	8,052	8,711	659	8
Female	11,495	11,867	372	3
Registered new unemployed jobseekers	885	1,492	607	69
Male	498	930	432	87
Female	387	562	175	45
Registered unemployed jobseekers with disabilities	164	172	8	5
Male	107	114	7	7
Female	57	58	1	2
Vacancies notified or advertised	1,436	5,392	3,956	275
Employment Information Centres	1,334	4,012	2,678	201
Press	102	1,380	1,380	1,353
Jobseekers referred for vacancies notified	2,253	2,522	269	12
Male	1,089	1,264	175	16
Female	1,164	1,258	94	8
Jobseekers placed	333	476	143	43
Male	171	227	56	33
Female	162	249	87	54

For more information, visit the website of the Employment Division: <https://mauritiusjobs.govmu.org>

Fact Sheet on Labour Market Indicators: Statistics Mauritius

Indicators	2019	2020
Active Population (Labour Force)	591,000	570,100
Male	354,700	336,600
Female	236,300	233,500
Activity rate (%)	59.3	56.9
Male	73.1	69.3
Female	46.2	45.3
Employed population	551,300	517,900
Male	339,100	310,300
Female	212,200	207,600
Unemployed population	39,700	52,200
Male	15,600	26,300
Female	24,100	25,900
Unemployed with tertiary qualifications	9,300	8,400
Male	2,900	3,500
Female	6,400	4,900
Unemployed youth (16-35 years)	30,400	31,700
Male	12,600	14,900
Female	17,800	16,800
Unemployment rate (%)	6.7	9.2
Male	4.4	7.8
Female	10.2	11.1
	2019¹	2020²
GDP Growth Rate at market prices (%)	+3.0	-15.2
	2019	2020
The Headline Inflation Rate (%) for year and for twelve months ending	0.5	2.5

For more information, visit the website of Statistics Mauritius: <https://statsmauritius.govmu.org>

¹ Revised

² Forecast

SECTION I



Employment Service Monthly Bulletin - June 2021

1. Introduction

This is a monthly bulletin prepared by the Ministry of Labour, Human Resource Development and Training to present data on registered unemployed, vacancies, placements of jobseekers and work permits. This present issue refers to the month of June 2021 for the Island of Mauritius and Island of Rodrigues.

The data are compiled based on information collected at the thirteen Employment Information Centres (EICs) throughout the island and at the different units of the Employment Service Main Office.

Registered unemployed comprise new registrants, re-registrants and those maintaining their registration. “New registrants” refers to new jobseekers wishing to be placed on the live register of unemployed of the Employment Service. “Re-registrants” refers to those who have ceased registration for a period not exceeding two years, and come back to be re-admitted on the live register. If the break is more than two years then the case will be considered as a new one.

2. Registered jobseekers as at the end of June 2021

The total number of registered unemployed at the end of June 2021 stood at 33,964 (13,610 males and 20,354 females). These figures include laid off workers who are registered under the Workfare Programme.

In addition to registered unemployed, 22,146 jobseekers (12,389 males and 9,757 females), who though already in employment, were registered at the Employment Information Centres, in search of a better job.

Table 1 - Number of registered Unemployed and In Employment jobseekers by sex, as at end of June 2021

Registered Jobseekers	Male	Female	Both sexes
Unemployed	13,610	20,354	33,964
In Employment	12,389	9,757	22,146
Total	25,999	30,111	56,110

2.1 Distribution of registered unemployed by sex and age, qualification, length of registration, occupational group, district, locality and disability as at the end of June 2021

2.1.1 Distribution by sex and age (Tables 2 and 9)

The proportion of females among the registered unemployed was 60% against 40% for males. The proportion of registered unemployed aged between 16 and 29 years was 50% for males and 42% among females respectively. The mean age worked out to 34 years for male and 36 years for female jobseekers. The table below provides for the profile of registered unemployed jobseekers by age group.

Table 2 - Registered unemployed jobseekers by age group and sex, as at end of June 2021

Age group	Male		Female		Total	
	Number	%	Number	%	Number	%
16-29	6,827	50	8,586	42	15,413	45
30-34	1,626	12	2,783	14	4,409	13
35-39	1,298	10	2,688	13	3,986	12
40-44	1,227	9	2,727	13	3,954	12
45-49	869	6	1,827	9	2,696	8
50-54	748	5	958	5	1,706	5
55-65	1,015	7	785	4	1,800	5
Total	13,610	100	20,354	100	33,964	100

2.1.2 Distribution by qualification (Table 9)

Among the registered unemployed, some 29% have never been to school or did not pass the Certificate of Primary Education; while about 9% possessed the CPE as the only qualification. Another 27% have followed secondary education (Form I to V), without passing the School Certificate. The proportion of registered unemployed with SC, HSC and tertiary education were 18%, 9% and 8% respectively.

In general, female registered unemployed are more qualified than their male counterparts. The percentage of males and females who did not possess their Certificate of Primary Education was 34% and 25% respectively. On the other hand, 16% of males and 20% of females registered unemployed have attained the School Certificate and 6% of males and 11% of females the Higher School Certificate and 7% of males and 9% of females as professionals. The next table provides for the profile of registered unemployed jobseekers by qualification and sex.

Table 3 - Registered unemployed jobseekers by qualification and sex, as at end of June 2021

Qualification	Male		Female		Total	
	Number	%	Number	%	Number	%
Education Nil + Std VI Failed	4,566	34	5,184	25	9,750	29
Standard VI Passed	1,371	10	1,610	8	2,981	9
Form I to V (including SC failed)	3,696	27	5,446	27	9,142	27
SC	2,146	16	4,017	20	6,163	18
HSC	868	6	2,236	11	3,104	9
Professional	963	7	1,861	9	2,824	8
Total	13,610	100	20,354	100	33,964	100

2.1.3 Distribution by length of registration (Table 9)

Out of the 33,964 registered unemployed as at the end of June 2021 , 27% have registered for less than one year and 17% have been registered for a period between one and three years. It is to be noted that 43% have been on the registration list for five years or more. On average, an unemployed has been in registration for 3.1 years. The average length of registration for females being slightly higher than that of males, 3.4 years compared to 2.8 years.

2.1.4 Number of registered unemployed & In employment by EICs & Gender (Table 10)

Table 10 provides for the number of registered Unemployed and In Employment jobseekers by EIC and sex, as at the end of June 2021.

2.1.5 Comparison with the previous month (Table 11)

Compared to May 2021, the number of registered unemployed has increased by 1,832 from 32,132 from May 2021 to 33,964 for June 2021 (Table 11).

2.1.6 Distribution by occupational group (Table 12)

Registered unemployed are classified into occupational groups according to their previous work experience or their technical or professional qualifications. Among the 33,964 unemployed registrants, (25%) were classified as “Clerical Support Workers”, (21%) were classified as “Service and Sales Workers” and (16%) were engaged in “Elementary Occupations. About (4%) had never worked and did

not possess any technical or professional qualifications while (7%) were classified as “Managers; Professionals”.

2.1.7 Geographical distribution (Tables 13 & 14)

Table 13 gives the distribution of registered unemployed by district and sex. An analysis of registered unemployed by locality shows that the region of Port Louis had the greatest number of registered unemployed (3,051) followed by Quatre Bornes and Curepipe (1,995 and 1,904 respectively). Tamarin (63), Case Noyale (85) and Baie Du Cap and Mont Roches with 91 respectively had the lowest number of registered unemployed.

2.1.8 Registered unemployed with disabilities (Table 15)

Among the 33,964 unemployed registrants, 172 persons with disabilities were looking for work comprising of 114 males and 58 females. Table 15 gives the number of registered unemployed with disabilities by their type of disability.

2.2 New registration, re-registration and maintaining registration in June 2021

2.2.1 New registration

In June 2021, 1,492 persons (930 males and 562 females) have registered themselves as unemployed for the first time (Table 16). Compared to May 2021, the number of new unemployed registrants has increased by 607, from 855 for May 2021 to 1,492 for June 2021 (Table 17).

About 56% of the new registrants were aged between 16 and 29 years old and 15% were aged between 30 and 39 years old. Those aged 40 years and above amounted to 423 i.e. 28% (Table 18).

Among the new unemployed registrants, for the month of June 2021, 588 (49%) have never been to school or have attained only primary school level. Of these 144 (20%) have achieved the Certificate of Primary Education. Some 17% have followed the secondary education without passing the School Certificate; 17% had the School Certificate and 9% possessed the Higher School Certificate as their highest qualification. Among the new registrants, 117 were holders of professional qualifications (Table 18).

Out of the 1,492 new registrants, 131 persons had neither worked before nor undergone any technical or professional training. Some 17% had previous work experience or were qualified to work as “Clerical Support Workers” and 17% of the new unemployed registrants were classified under “Service and sales workers”. About 15% had been engaged in “Elementary Occupations”. Among the new registered unemployed, 101 had work experience or were qualified as “Managers; Professionals” (Table 19).

2.2.2 *Re-registration and maintaining registration*

The total number of re-registration for the month of June 2021 stood at 1,641 (806 males and 835 females). A total of 6,341 unemployed persons (2,334 males and 4,007 females) reported to the Employment Information Centres to maintain their registration (Table 16).

3. **In employment and seeking another job**

During the month of June 2021, 1,523 persons who, though already in employment, registered themselves at the Employment Information Centres in search of better jobs. Among them, 375 (298 males and 77 females) were new registrants and 1,148 (800 males and 348 females) were re-registrants (Table 20).

There were also 4,456 registrants, in employment, who reported to the Employment Information Centres to maintain their registration; comprising 2,444 males and 2,012 females.

4. **De-Registration**

De-Registration refers to jobseekers who fail to maintain their registration during the month and consequently their applications are removed from the live register and placed in a dormant register.

During the month of June 2021, 2,359 jobseekers have de-registered their application as jobseeker, out of which 1,397 were unemployed jobseekers and 962 as in employment jobseekers (Table 21).

5. **Vacancies**

In June 2021, vacancies notified to the Employment Information Centres numbered to 4,012. The highest number of vacancies being 1,461 was advertised in the “Information Technology” sector (Table 22).

A total of 1,380 vacancies have been notified in the press during the month of June 2021 (Table 23). The bulk of the vacancies in the press were from the “Manufacturing” sector with 1,190 vacancies respectively.

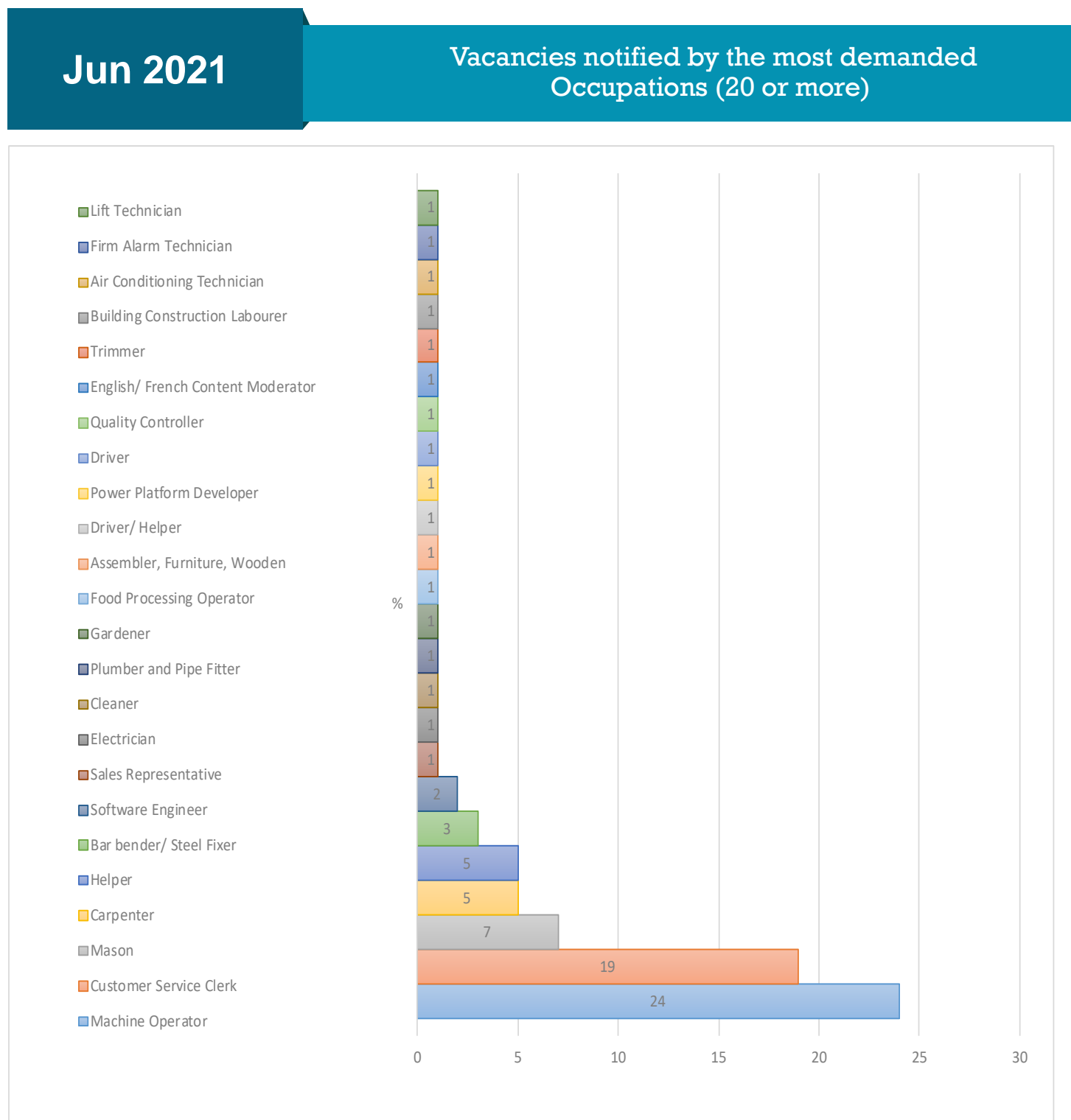
Overall, the total number of vacancies notified for the month of June 2021 was 5,392. The next table provides for the number of vacancies notified in June 2021 .

Table 4 - Number of vacancies notified in June 2021

Notification	Male	Female	Either male or female	Total
EICs	1,393	128	2,491	4,012
Press	5	1	1,374	1,380
Total	1,398	129	3,865	5,392

Table 24 shows the distribution of vacancies by industry and skill level. Compared to May 2021, the number of vacancies for the month of June 2021 has increased by 3,956 as shown in Table 25. The next table provides for the number of vacancies notified by the most demanded occupations in June 2021.

Table 4a:



The most demanded vacancies in June 2021 represent 24% of the vacancies for Machine Operator, 19% for Customer Service Clerk and 7% for Mason.

6. Workfare Programme

The role of the Employment Service is to facilitate redeployment of laid-off workers for those who have opted for job placement. The laid off workers are eligible to a Transitional Unemployment Benefit (TUB) for a period of maximum 12 months.

The number of laid-off workers still registered under the Workfare Programme as at 30 June 2021 stood at 10,473 (5,248 Male, 5,225 Female).

For the month of June 2021, 564 laid off workers (304 Male, 260 Female) were registered. 58 laid off workers (31 Male, 27 Female) were placed during the same month.

Table 5 - Laid off workers registered and redeployed for the month of June 2021

Reported to Employment Service for Redeployment			Redeployed		
Male	Female	Total	Male	Female	Total
304	260	564	31	27	58

NOTE: An increase in the number of redeployed cases has been noted since the phase lifting of the COVID-19 restrictions.

7. Magazine de L'Emploi et des Metiers



During the month of June 2021, 5 programmes consisting of 904 vacancies were broadcast.

Due to Covid 19 pandemic sanitary restrictions, reportages were not carried out.

70 jobseekers including 42 male and 28 female were placed during the said month.

Since the start of the programme on 21 March 2007, the number of jobseekers placed has reached 10,951.

Table 6 - Statistics on Magazine de L'Emploi et des Metiers as at 30 June 2021

Number of programmes broadcast	857
Number of vacancies broadcast	174,340
Number of placement	10,951

8. The website of Employment Service: <https://mauritiusjobs.govmu.org>



The website <https://mauritiusjobs.govmu.org> was launched in June 2014. The objective of the website is as follows:

- To have a dedicated and state of the art interactive website for jobseekers and employers that will be more user-friendly and responsive.
- To incorporate overseas vacancies notified in the context of the International Organization for Migration (IOM).
- To provide a quicker search engine both for jobseekers and employers.

The Benefits of the Website are:

- Jobseekers can view latest vacancies both local and abroad
- Jobseekers can apply for jobs directly
- Employers can upload their vacancies and effect quick search for potential candidates.
- Employers can view profiles of candidates, CVs, references and qualifications.
- Free of cost and accessible to intended users even on smart phones, tablets and laptops and will be linked to all the other related stakeholders dealing with employment issues.

Table 7 - Statistics on the website

Type of statistics	For the month of June 2021	As at the end of June 2021
Number of jobseekers registered	586 (276 males and 310 females)	44,132
Number of employers registered	25	4,491
Number of vacancies posted	280	23,525
Number of jobseekers placed	0	285

9. Youth Employment Programme, Dual Training Programme and Back to Work Programme



9.1 The Youth Employment Programme (YEP) which started in 2013 is meant for unemployed youth aged between 16 and 35 years and provides them with training and placement in an enterprise for an initial period of one year with the possibility of one additional year of placement with another enterprise. The Programme provides for the payment of a monthly stipend to the youth as follows:

HSC : Rs 8,000
 Diploma : Rs 10,000
 Graduates: Rs 15,000

50% of the stipend is refunded to the employer by Government as well as 50% of the training cost up to a maximum of Rs 7,500 per youth.

Since December 2015, the YEP has been extended to the public sector.

According to the YEP Secretariat, there is a total number of 39,881 (17,933 males and 21,948 females) youth registered with YEP as at 30 June 2021.

The number of Employers registered with YEP is 6,502, out of which 42% are actively participating in the recruitment process.

The number of jobseekers placed in companies through the YEP as at 30 June 2021 is 24,058 (10,854 males and 13,204 females). 128 jobseekers including 77 jobseekers (28 males and 49 females) were placed in the private sector out of which 26% in “*Financial and insurance activities*” sector, 25% in “*Professional, scientific and technical activities*” sector and 9% in “*Other service activities*” sector (Table 26) while 51 jobseekers (12 males and 39 females) were placed in the public sector during the month of June 2021.



9.2 The Dual Training Programme (DTP), launched in June 2015 provides for unemployed Mauritians to follow a Diploma or Degree Course with a tertiary institution registered with either the Tertiary Education Commission or the Mauritius Qualifications Authority in fields required by the labour market, with placement in an enterprise. Under the Programme, trainees will be paid a monthly stipend of Rs 6,000 for a maximum period of three years. As for employers, they will be refunded 50% of the course fees or Rs 50,000 whichever is the lower, per year per trainee as well as the stipend for a maximum of three years. After satisfactory completion of the course, the trainees may be employed.

According to the DTP secretariat, 46 companies have registered in the DTP and have enrolled 205 trainees, out of which 90 males and 115 females, at the end of June 2021. 188 trainees, out of which 75 males and 113 females have already completed their training programme. Another group of 17 trainees, out of which 15 males and 2 females are following different courses such as BTS Assistant de Gestion, BTS Services Informatiques aux Organisations and Technician Diploma in Mechanical and Electrical Engineering. The training institutions are Université des Mascareignes and MCCI Business School. 138 trainees have obtained permanent jobs after completion of the training.



9.3 The Back to Work Programme (BTWP) which was launched in June 2015 is meant for women above 35 years of age to enable them take up or resume employment. The Programme provides for the placement of women in a job for an initial period of one year following which they might be employed. During the placement period, the women will be paid a stipend of Rs 5,000 and will get the opportunity of following training in a registered institution. Employers enrolling women on placement under the Programme will be refunded the training cost up to a maximum of Rs 7,500 per woman as well as the stipend for the placement period.

According to the BTWP secretariat, as at the end of June 2021, 796 employers are registered in the programme, out of which 38% participated actively. 5,113 women are registered in the programme and 1,325 have been placed, out of which 32% in the “*Wholesale and trade*” sector and 25% in the “*Manufacturing*” sector. 665 women have obtained permanent jobs after completion of their placement.

For the month of June 2021, 48 women and no employer have registered for the first time, while 2 women were placed.

In addition, to further empower those women, technical courses are currently being dispensed to them by MITD. The courses are fully sponsored by this Ministry and a stipend of Rs 6,000 are paid to them at the end of the course. As at December 2020, some 193 unemployed women under the BTWP have been trained in Bakery/Pastry, Beauty Therapy, Hairdressing, Care of the Elderly and Disabled, Early Childhood care and Flower Arrangements.



9.4 Government has found that there is a bottleneck regarding pre- registration of engineers at the Council of Registered Professional Engineers (CRPE). The requirements of two years practical training under the supervision of professional engineers could not be entertained for lack of training possibilities for our graduates in engineering.

Government thus announced a special scheme in the Budget Programme 2016-2017, for the placement of trainee engineers.

The objective of the TES is to enable Graduates in engineering to qualify for registration with the Council of Registered Professional Engineers of Mauritius and to operate as full-fledged engineers.

The requirements for enlistment of trainees for the Trainee Engineer Scheme: Degree holders in engineering plus eligibility certificate stage 1 from the Council of Registered Professional Engineer.

As at 30 June 2021, the number of applications received for the scheme was 1,328 (991 males and 337 females). The number of placements effected in the public sector was 427 (339 males and 88 females) and in the private sector was 236 (178 males and 58 females). Most placements were made in the following fields: 49% in “*Civil Engineering*” and 21% in “*Mechanical Engineering*” and 15% in “*Electrical & Electronics*”.

17 employers of the public sector and 47 of the private sector are participating in the scheme as at 30 June 2021; while the number of placements for the month of June 2021 stood at 13 trainees including 10 in the public sector (8 males and 2 females) and 3 in the private sector (3 males).

10. Job Placement

10.1 Placement is made according to the job requirements of employers. For the month of June 2021 4,012 vacancies have been processed by the Employment Information Centres and 2,522 registrants were referred for employment by the latter. Out of the 2,522 (1,264 males and 1,258 females) referred jobseekers, 212 declined job offers, 285 failed to report to employers and 1,619 were not selected. There were 204 registrants who reported that they have been employed and the result of referral for 201 remaining applicants was not yet known. For the month of June 2021, placement has been effected for about 5% of the vacancies processed (Table 26).

Some vacancies for the month of May 2021 have been processed during the month of June 2021 leading to 1 additional placement being made.

As regards placement in the public sector, 60 vacancies have been reported for which 820 jobseekers have been referred but no one has been placed for previous vacancies.

Furthermore, 58 person registered under the Workfare Programme have been placed, 70 persons through the TV programme “Magazine de L’Emploi et des Metiers”, 128 persons through the Youth Employment Programme, 2 persons through the Back to Work Programme and 13 persons through the Trainee Engineer Scheme. Thus, the total number of placements, for the month of June 2021, amounted to 476 (Table 8) and as shown below.

Table 8 - Type of placements by sex, June 2021

Type of Placement	Male		Female		Total	
	Number	%	Number	%	Number	%
EIC	103	45	102	41	205	43
Public Sector	0	0	0	0	0	0
Workfare Programme	31	14	27	11	58	12
Magazine de L’Emploi et des metiers	42	19	28	11	70	15
Job Management System	0	0	0	0	0	0
Youth Employment Programme	40	18	88	35	128	27
Back to Work Programme	0	0	2	1	2	0
Dual Training Programme	0	0	0	0	0	0
Trainee Engineer Scheme	11	5	2	1	13	3
Total	227	100	249	100	476	100

10.2 The disparity between the number of vacancies reported and the number of persons placed can be explained by unwillingness of job seekers to accept job offers and also by some criteria set by the employers. Some jobseekers refused job offers because of the conditions of work e.g. low salary, overtime or night duty. Most of the jobseekers refused the jobs offered to them as they are looking for public sector jobs. For some vacancies no suitable candidates were available.

In some cases, employers were not satisfied with referred candidates and consequently the vacancies were filled by the employers themselves. Some candidates were not selected by employers as according to the latter they were not suitable for the work or lack previous experience. Employers were

not willing to offer higher salaries, thus the jobseekers who were looking for a better pay were not selected by the employers.

10.3 A breakdown of placements by industrial group shows that the majority of the placements made were in the “*Wholesale & retail trade; repair of motor vehicles, motorcycles & personal and household good*” sector (51) and 42 for “*Manufacturing*” sector. The remaining placements were effected in companies engaged in other activities (Table 27).

11. Work Permits and Certificates of Exemption

For the month of June 2021, the number of new work permits issued was 365 (297 males and 68 females). The majority of the new work permits issued was for the “Manufacturing” sector (307) followed by “Construction” sector with 48. Out of the 365 new work permits issued, 235 were allocated to Bangladeshi workers, 52 to Indian workers, 33 to Sri Lankan workers and 30 to Chinese workers (Tables 29, 31& 32).

The number of work permits renewed for the month of June 2021 amounted to 1,136 (1,008 males and 128 females) out of which 642 were for the “Manufacturing” sector and 351 for the “Construction” sector (Table 30 and 32). The majority of the work permits renewed were for Bangladeshi, Indian and Malagasy workers with 683, 306 and 47 work permits respectively as shown in Table 31.

The majority of new and renewed certificates of exemption as at the end of June 2021 were allocated to Indian workers (475) followed by Bangladeshi worker with 178. (Tables 32).

The number of valid work permits and Certificates of exemption as at the end of June 2021 stood at 36,415 (30,417 males and 5,998 females). Most of the foreign workers in Mauritius were working in the “Manufacturing” sector (60%) followed by “Construction” sector with 26%. (Tables 33).

The countries of origin for the valid work permits and certificates of exemption are given in Table 34. 52% of the valid work permits and certificates of exemption were for Bangladeshi workers, while 31% of the expatriates came from India.

Date: 27 December 2021
Employment Service Main Office
Level 11,
Victoria House,
C/R, Barracks and St. Louis Streets
Port Louis.
Tel : 405 0100
Email: lmunit@govmu.org
Website: www.mauritiusjobs.govmu.org

Table 9 - Number of registered unemployed by qualification, length of registration, sex and age-group, as at end of June 2021

	Age-group Length of Registration	Male					Female					Both sexes				
		16 - 19	20 - 29	30 - 39	40+	Total	16 - 19	20 - 29	30 - 39	40+	Total	16 - 19	20 - 29	30 - 39	40+	Total
Education Nil +Std VI Failed	Less than 1 year	120	427	395	1,071	2,013	81	389	406	1,090	1,966	201	816	801	2,161	3,979
	1 yr but < 2 yrs	17	139	84	212	452	15	105	154	237	511	32	244	238	449	963
	2 yrs but < 3 yrs	1	99	54	107	261	1	58	99	244	402	2	157	153	351	663
	3 yrs but < 4 yrs	1	65	44	83	193	0	50	96	126	272	1	115	140	209	465
	4 yrs but < 5 yrs	0	60	44	85	189	0	47	62	104	213	0	107	106	189	402
	5 yrs and above	0	181	434	843	1,458	0	68	530	1,222	1,820	0	249	964	2,065	3,278
	Total	139	971	1,055	2,401	4,566	97	717	1,347	3,023	5,184	236	1,688	2,402	5,424	9,750
Standard VI (passed)	Less than 1 year	72	175	72	127	446	52	115	62	106	335	124	290	134	233	781
	1 yr but < 2 yrs	18	54	21	19	112	7	49	34	24	114	25	103	55	43	226
	2 yrs but < 3 yrs	0	63	16	5	84	0	57	38	24	119	0	120	54	29	203
	3 yrs but < 4 yrs	3	35	14	11	63	1	33	21	24	79	4	68	35	35	142
	4 yrs but < 5 yrs	0	50	11	15	76	0	40	18	19	77	0	90	29	34	153
	5 yrs and above	0	182	196	212	590	0	120	289	477	886	0	302	485	689	1,476
	Total	93	559	330	389	1,371	60	414	462	674	1,610	153	973	792	1,063	2,981
Form I to V (including SC failed)	Less than 1 year	258	394	116	189	957	199	283	122	128	732	457	677	238	317	1,689
	1 yr but < 2 yrs	57	231	29	26	343	47	188	54	60	349	104	419	83	86	692
	2 yrs but < 3 yrs	3	287	21	18	329	4	247	81	66	398	7	534	102	84	727
	3 yrs but < 4 yrs	0	221	19	20	260	0	212	80	60	352	0	433	99	80	612
	4 yrs but < 5 yrs	0	175	27	19	221	0	169	59	41	269	0	344	86	60	490
	5 yrs and above	0	580	587	419	1,586	0	624	1,322	1,400	3,346	0	1,204	1,909	1,819	4,932
	Total	318	1,888	799	691	3,696	250	1,723	1,718	1,755	5,446	568	3,611	2,517	2,446	9,142

Table 9 (cont'd) - Number of registered unemployed by qualification, length of registration, sex and age-group, as at the end of June 2021

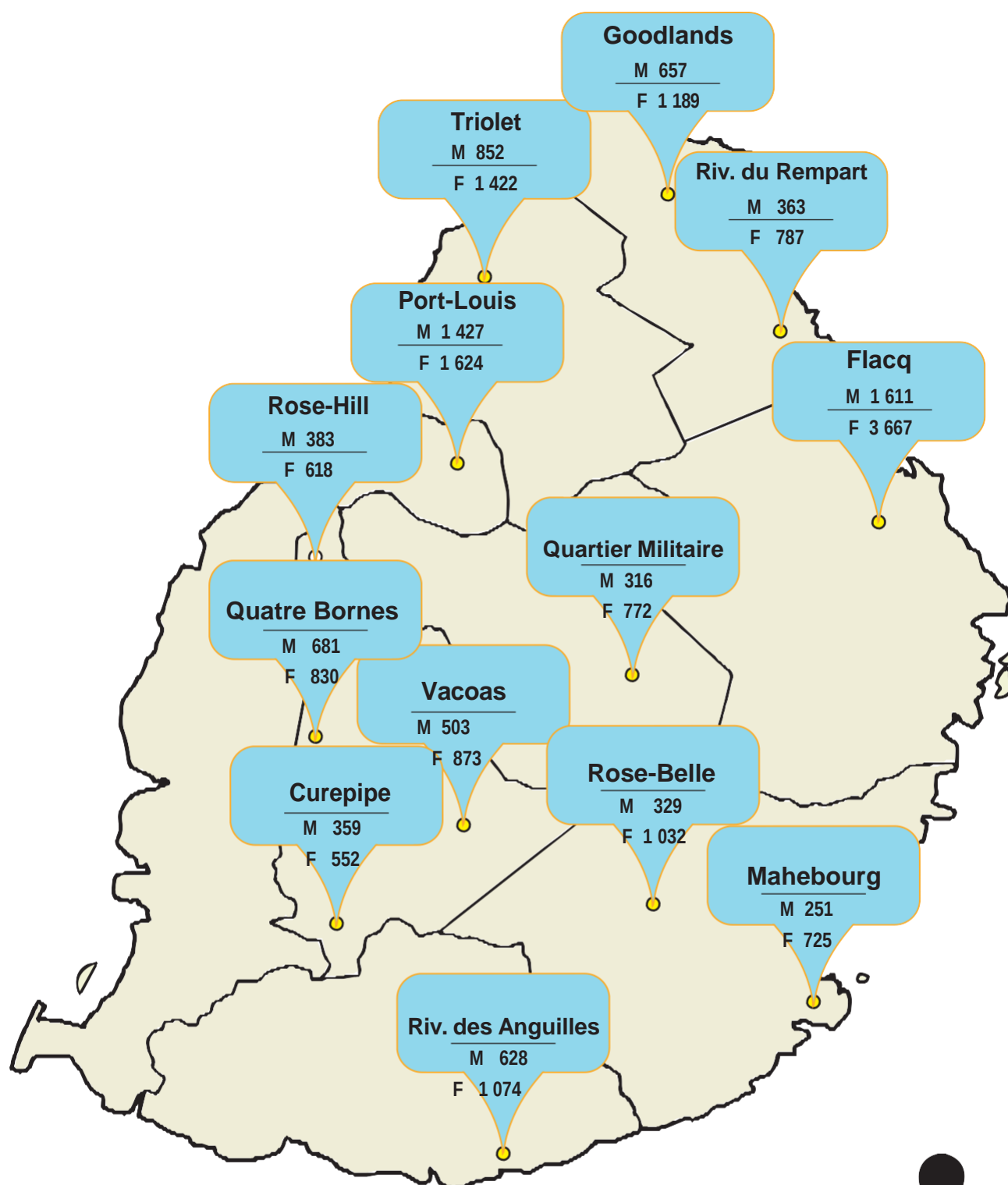
Qualification	Age-group Length of Registration	Male					Female					Both sexes				
		16 - 19	20 - 29	30 - 39	40+	Total	16 - 19	20 - 29	30 - 39	40+	Total	16 - 19	20 - 29	30 - 39	40+	Total
SC	Less than 1 year	149	328	57	74	608	183	363	70	106	722	332	691	127	180	1,330
	1 yr but < 2 yrs	19	195	11	10	235	48	236	27	17	328	67	431	38	27	563
	2 yrs but < 3 yrs	1	237	11	8	257	3	252	31	26	312	4	489	42	34	569
	3 yrs but < 4 yrs	0	187	12	10	209	0	245	40	26	311	0	432	52	36	520
	4 yrs but < 5 yrs	0	130	15	12	157	0	177	30	19	226	0	307	45	31	383
	5 yrs and above	0	327	234	119	680	0	676	941	501	2,118	0	1,003	1,175	620	2,798
	Total	169	1,404	340	233	2,146	234	1,949	1,139	695	4,017	403	3,353	1,479	928	6,163
HSC	Less than 1 year	16	214	20	15	265	43	334	24	17	418	59	548	44	32	683
	1 yr but < 2 yrs	5	79	4	2	90	20	214	9	4	247	25	293	13	6	337
	2 yrs but < 3 yrs	0	101	5	3	109	0	270	11	3	284	0	371	16	6	393
	3 yrs but < 4 yrs	0	81	4	2	87	0	220	9	2	231	0	301	13	4	318
	4 yrs but < 5 yrs	0	81	5	0	86	0	195	9	0	204	0	276	14	0	290
	5 yrs and above	0	140	80	11	231	0	556	253	43	852	0	696	333	54	1,083
	Total	21	696	118	33	868	63	1,789	315	69	2,236	84	2,485	433	102	3,104
Professional	Less than 1 year	3	219	67	49	338	1	344	59	29	433	4	563	126	78	771
	1 yr but < 2 yrs	0	47	11	8	66	1	117	12	5	135	1	164	23	13	201
	2 yrs but < 3 yrs	0	51	15	9	75	0	142	15	4	161	0	193	30	13	236
	3 yrs but < 4 yrs	0	54	10	4	68	0	116	11	1	128	0	170	21	5	196
	4 yrs but < 5 yrs	0	60	10	3	73	0	154	17	2	173	0	214	27	5	246
	5 yrs and above	0	135	169	39	343	0	415	376	40	831	0	550	545	79	1,174
	Total	3	566	282	112	963	2	1,288	490	81	1,861	5	1,854	772	193	2,824
Grand total		743	6,084	2,924	3,859	13,610	706	7,880	5,471	6,297	20,354	1,449	13,964	8,395	10,156	33,964

Table 10 - Number of registered Unemployed and In Employment jobseekers by EIC and workfare by sex, as at end of June 2021

EIC ¹	Unemployed			In Employment			Total		
	Male	Female	Both sexes	Male	Female	Both sexes	Male	Female	Both sexes
Curepipe	359	552	911	531	399	930	890	951	1,841
Flacq	1,611	3,667	5,278	2,258	1,398	3,656	3,869	5,065	8,934
Goodlands	657	1,189	1,846	989	791	1,780	1,646	1,980	3,626
Mahebourg	251	725	976	916	714	1,630	1,167	1,439	2,606
Port Louis	1,427	1,624	3,051	1,109	709	1,818	2,536	2,333	4,869
Quartier Militaire	316	772	1,088	1,234	1,228	2,462	1,550	2,000	3,550
Quatre Bornes	681	830	1,511	470	464	934	1,151	1,294	2,445
Riviere des Anguilles	628	1,074	1,702	825	658	1,483	1,453	1,732	3,185
Riviere du Rempart	363	787	1,150	635	465	1,100	998	1,252	2,250
Rose Belle	329	1,032	1,361	1,297	1,041	2,338	1,626	2,073	3,699
Rose Hill	383	618	1,001	506	458	964	889	1,076	1,965
Triolet	852	1,422	2,274	1,047	862	1,909	1,899	2,284	4,183
Vacoas	503	873	1,376	572	570	1,142	1,075	1,443	2,518
Workfare	5,250	5,189	10,439	0	0	0	5,250	5,189	10,439
Total	13,610	20,354	33,964	12,389	9,757	22,146	25,999	30,111	56,110

¹ Employment Information Centre

Number of registered Unemployed jobseekers by EIC by sex at end of June 2021



source: Table 10



Table 11 - Change in number of registered unemployed by age-group & sex, May-June 2021

Age-group (years)	May 2021			June 2021			Change		
	Male	Female	Both sexes	Male	Female	Both sexes	Male	Female	Both sexes
16 - 19	695	688	1,383	743	706	1,449	48	18	66
20 -29	5,660	7,655	13,315	6,084	7,880	13,964	424	225	649
30 -39	2,637	5,259	7,896	2,924	5,471	8,395	287	212	499
40+	3,402	6,136	9,538	3,859	6,297	10,156	457	161	618
Total	12,394	19,738	32,132	13,610	20,354	33,964	1,216	616	1,832

Table 12 - Number of registered unemployed by occupational group and sex, as at end of June 2021

Occupational group	Male	Female	Both sexes
Managers	216	137	353
Professionals	572	1,299	1,871
Technicians & Associate Professionals	1,036	1,395	2,431
Clerical Support Workers	2,310	6,097	8,407
Service and Sales Workers	2,542	4,684	7,226
Skilled Agricultural, Forestry & Fishery Workers	239	92	331
Craft & Related Trades Workers	2,191	828	3,019
Plant & Machinery Operators & Assemblers	1,790	1,748	3,538
Elementary Occupation	2,246	3,167	5,413
New Workers Seeking Employment	468	907	1,375
Total	13,610	20,354	33,964

Figure 1 - Registered unemployed (%) by educational attainment, as at end of June 2021

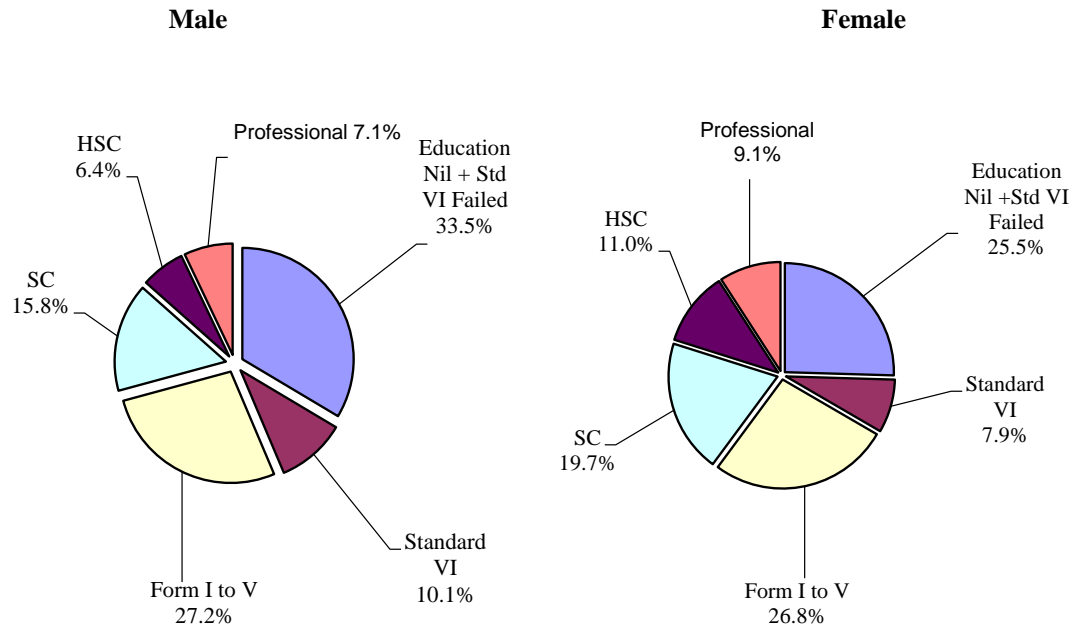


Figure 2 - Number of registered unemployed by age group & sex, as at end of June 2021

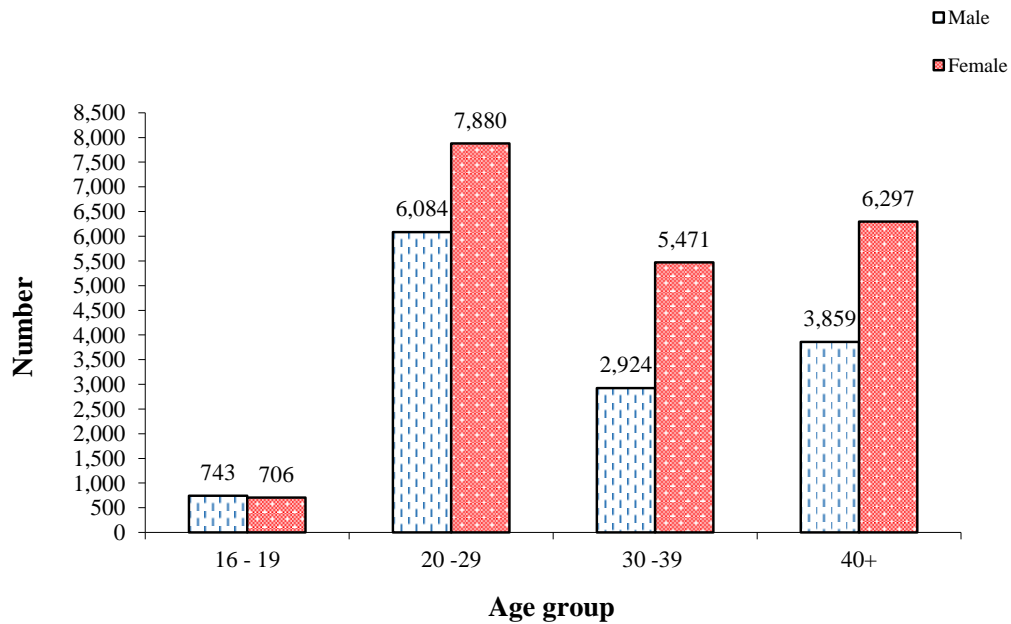


Table 13 - Number of registered unemployed by district & sex, as at end of June 2021

District	Male	Female	Both sexes
Port Louis	1,427	1,624	3,051
Black River	426	537	963
Plaine Wilhems	3,470	4,305	7,775
Pamplemousses	2,443	3,184	5,627
Rivière du Rempart	791	1,236	2,027
Moka	568	1,003	1,571
Flacq	2,405	4,515	6,920
Grand Port	1,159	2,319	3,478
Savanne	921	1,631	2,552
Total	13,610	20,354	33,964

Table 14 - Number of registered unemployed by locality & sex, as at end of June 2021

Locality	Male	Female	Both sexes
Baie Du Cap	35	56	91
Bambous	205	248	453
Beau Bassin	314	366	680
Bel Air	426	789	1,215
Belle Vue Maurel	130	209	339
Bramsthan	199	390	589
Brisee Verdiere	231	414	645
Camp de Masque Pave	116	243	359
Camp Diable	68	95	163
Canot	47	67	114
Case Noyale	42	43	85
Central Flacq	326	578	904
Chemin Grenier	236	333	569
Cottage	101	139	240
Curepipe	846	1058	1,904

Table 14 (cont'd) - Number of registered unemployed by locality & sex, as at end of June 2021

Locality	Male	Female	Both sexes
Dagotiere	82	117	199
Fond Du Sac	117	147	264
Goodlands	267	334	601
Grand Bay	198	187	385
Grand Bois	107	277	384
Grand Gaube	90	120	210
Grand River South East	48	73	121
Grande Riviere Noire	0	0	0
L'Escalier	122	192	314
La Rosa	191	388	579
Lallmatie	189	446	635
Laventure	58	162	220
Long Mountain	154	276	430
Mahebourg	273	504	777
Mare La Chaux	216	428	644
Medine	113	192	305
Moka	44	61	105
Mont Roches	37	54	91
Montagne Blanche	84	178	262
Old Grand Port	62	126	188
Pamplemousses	336	456	792
Petit Raffray	131	206	337
Petite Riviere	93	136	229
Phoenix	207	277	484
Piton	99	125	224
Plaine des Papayes	213	269	482
Plaine Magnien	120	213	333
Pointe aux Piments	106	121	227

Table 14 (cont'd) - Number of registered unemployed by locality & sex, as at end of June 2021

Locality	Male	Female	Both sexes
Port Louis	1,427	1,624	3,051
Poste de Flacq	136	257	393
Poudre d'Or Hamlet	68	133	201
Poudre d'Or Village	60	109	169
Quartier Militaire	103	229	332
Quatre Bornes	947	1,008	1,955
Quatre Soeurs	111	220	331
Riviere des Creoles	54	79	133
Riviere des Anguilles	186	364	550
Riviere du Poste	57	146	203
Riviere du Rempart	253	372	625
Roche Noires	99	174	273
Rose Belle	258	570	828
Rose Hill	415	530	945
Sebastopol	102	198	300
Souillac	200	388	588
St. Hubert	53	95	148
St. Julien d'Hotman	56	115	171
St. Pierre	199	304	503
Tamarin	28	35	63
Terre Rouge	396	419	815
Triolet	416	622	1,038
Trois Boutiques	63	132	195
Trou d'Eau Douce	134	127	261
Vacoas	710	1,011	1,721
Total	13,610	20,354	33,964

Table 15 - Number of registered unemployed with disabilities by nature of disability and sex, as at end of June 2021

Nature of disability	Male	Female	Both sexes
Abnormal movement of body parts	8	6	14
Albino	0	1	1
Blind	0	1	1
Crippled	1	1	2
Deaf	3	3	6
Deaf and Dumb	4	1	5
Deformation of body parts since birth	17	8	25
Disabled following surgical operation or illness	10	6	16
Disabled due to accident	10	4	14
Dumb	2	2	4
Dwarf	1	0	1
Epileptic	10	2	12
Lame	5	1	6
Mental illness	7	2	9
Mentally retarded	22	6	28
Partly blind	5	3	8
Partly deaf	4	6	10
Stammer	5	5	10
Total	114	58	172

Table 16 - Number of UNEMPLOYED new registrants, re-registrants and those who reported for maintaining their registration by Employment Information Centre & sex, June 2021

Employment Information Centre	New registrants			Re-registrants			Those who reported for maintaining their registration		
	Male	Female	Both sexes	Male	Female	Both sexes	Male	Female	Both sexes
Curepipe	43	25	68	38	32	70	44	93	137
Flacq	130	73	203	104	143	247	290	760	1,050
Goodlands	50	40	90	65	54	119	123	256	379
Mahebourg	18	24	42	11	23	34	31	143	174
Port Louis	144	80	224	97	92	189	125	227	352
Quartier Militaire	44	35	79	21	47	68	37	129	166
Quatre Bornes	90	37	127	67	61	128	70	131	201
Riv. Des Anguilles	62	35	97	38	43	81	110	216	326
Riv. Du Rempart	27	15	42	19	24	43	63	154	217
Rose Belle	24	21	45	18	29	47	34	207	241
Rose Hill	48	28	76	63	48	111	28	72	100
Triolet	84	47	131	72	71	143	119	290	409
Vacoas	39	30	69	53	41	94	65	166	231
Workfare	127	72	199	140	127	267	1195	1163	2,358
Total	930	562	1,492	806	835	1,641	2,334	4,007	6,341

Table17 - Change in the number of new unemployed registrants by educational attainment and sex, May 2021 - June 2021

Education Level	May 2021			June 2021			Change		
	Male	Female	Both sexes	Male	Female	Both sexes	Male	Female	Both sexes
Education Nil+Std VI (failed)	251	169	420	393	195	588	142	26	168
Standard VI (passed)	76	45	121	102	42	144	26	-3	23
Form I to V (including SC failed)	31	44	75	180	74	254	149	30	179
SC (including HSC failed)	40	48	88	140	114	254	100	66	166
HSC	71	61	132	64	71	135	-7	10	3
Professional	29	20	49	51	66	117	22	46	68
Total	498	387	885	930	562	1,492	432	175	607

Table 18 - Number of new unemployed registrants by educational attainment, sex and age group, June 2021

Age group Education level	Male					Female					Both sexes				
	16 - 19	20 - 29	30 - 39	40+	Total	16 - 19	20 - 29	30 - 39	40+	Total	16 - 19	20 - 29	30 - 39	40+	Total
Education Nil+Std VI (failed)	43	75	74	201	393	25	70	36	64	195	68	145	110	265	588
Standard VI (passed)	16	31	20	35	102	10	15	7	10	42	26	46	27	45	144
Form I to V (including SC failed)	37	55	33	55	180	24	22	14	14	74	61	77	47	69	254
SC (including HSC failed)	48	63	16	13	140	37	62	5	10	114	85	125	21	23	254
HSC	2	54	3	5	64	5	62	3	1	71	7	116	6	6	135
Professional	2	31	10	8	51	0	49	10	7	66	2	80	20	15	117
Total	148	309	156	317	930	101	280	75	106	562	249	589	231	423	1,492

Table 19 - Number of new unemployed registrants by occupational group and sex, June 2021

Occupational group	Male	Female	Both sexes
Managers	12	11	23
Professionals	38	40	78
Technicians & Associate Professionals	55	54	109
Clerical support workers	124	132	256
Service & sales workers	138	119	257
Skilled agricultural, forestry & fishery workers	16	0	16
Craft & related trades workers	97	13	110
Plant & machine operators & assemblers	262	31	293
Elementary occupations	128	91	219
New workers seeking employment	60	71	131
Total	930	562	1,492

Table 20 - Number of IN EMPLOYMENT new registrants, re-registrants and those who reported for maintaining their registration by Employment Information Centre & sex, June 2021

Employment Information Centre	New registrants			Re-registrants			Those who reported for maintaining their registration		
	Male	Female	Both sexes	Male	Female	Both sexes	Male	Female	Both sexes
Curepipe	26	5	31	30	20	50	84	68	152
Flacq	49	4	53	149	42	191	459	280	739
Mahebourg	12	7	19	58	29	87	215	186	401
Goodlands	44	10	54	78	22	100	168	151	319
Port Louis	3	3	6	89	28	117	213	149	362
Quartier Militaire	26	1	27	69	43	112	248	234	482
Quatre Bornes	20	4	24	46	16	62	82	74	156
Riv. Des Anguilles	22	6	28	41	18	59	169	134	303
Riv. Du Rempart	4	3	7	30	12	42	151	124	275
Rose Belle	17	5	22	54	22	76	260	216	476
Rose Hill	34	10	44	59	27	86	57	72	129
Triolet	23	12	35	65	42	107	222	193	415
Vacoas	18	7	25	32	27	59	116	131	247
Total	298	77	375	800	348	1,148	2,444	2,012	4,456

Table 21 - Number of Unemployed and In Employment jobseekers de-registered by EIC and sex, as at end of June 2021

EIC¹	Unemployed			In Employment			Total		
	Male	Female	Both sexes	Male	Female	Both sexes	Male	Female	Both sexes
Curepipe	31	42	73	37	14	51	68	56	124
Flacq	91	179	270	96	51	147	187	230	417
Goodlands	45	61	106	51	26	77	96	87	183
Mahebourg	16	47	63	40	30	70	56	77	133
Port Louis	79	114	193	75	39	114	154	153	307
Quartier Militaire	24	38	62	71	44	115	95	82	177
Quatre Bornes	65	56	121	25	17	42	90	73	163
Riviere des Anguilles	24	41	65	29	11	40	53	52	105
Riviere du Rempart	31	35	66	22	20	42	53	55	108
Rose Belle	35	37	72	44	37	81	79	74	153
Rose Hill	34	54	88	23	16	39	57	70	127
Triolet	49	77	126	46	35	81	95	112	207
Vacoas	43	49	92	36	27	63	79	76	155
Total	567	830	1,397	595	367	962	1,162	1,197	2,359

¹ Employment Information Centre

Table 22 - Number of vacancies notified in EICs¹ by industrial group and sex, June 2021

Industrial group	Male	Female	Either male or female	Total
Agriculture, hunting, forestry and fishing	354	40	114	508
Manufacturing	140	13	424	577
<i>of which: Textile</i>	1	2	14	17
<i>Wearing apparel</i>	36	4	318	358
Construction	671	1	155	827
Electricity, gas and water supply	2	1	10	13
Wholesale & retail trade; repair of m/vehicles, motorcycles & personal & household goods	83	13	141	237
Hotels and restaurants	6	17	46	69
Transport, storage and communications	50	4	2	56
Financial intermediation	0	0	2	2
Real estate, renting and business activities	71	3	43	117
Information technology	3	2	1,456	1,461
Education	0	8	8	16
Health and social work	0	0	24	24
Other community, social and personal service activities	11	3	63	77
Private households with employed persons	2	23	3	28
Total	1,393	128	2,491	4,012

¹EICs - Employment Information Centres**Table 23 - Number of vacancies notified in the PRESS by industrial group and sex, June 2021**

Industrial group	Male	Female	Either male or female	Total
Agriculture, hunting, forestry and fishing	0	0	1	1
Manufacturing	5	1	1,184	1,190
<i>of which: Textile</i>	0	0	0	0
<i>Wearing apparel</i>	5	0	1,150	1,155
Construction	0	0	21	21
Wholesale & retail trade; repair of m/vehicles, motorcycles & personal & household goods	0	0	141	141
Transport, storage and communications	0	0	4	4
Financial intermediation	0	0	2	2
Real estate, renting and business activities	0	0	1	1
Public administration and defence; compulsory social security	0	0	9	9
Education	0	0	2	2
Health and social work	0	0	8	8
Other community, social and personal service activities	0	0	1	1
Total	5	1	1,374	1,380

Table 24 - Number of vacancies notified in the press and in EICs by industrial group and skill level, June 2021

Industrial group	Managers	Professionals	Technicians & associate professionals	Clerical support workers	Service workers & sales workers	Skilled agric., forestry & fishery workers	Craft & related trade workers	Plant & machine operators & assemblers	Elementary occupations	Total
Agriculture, hunting, forestry and fishing	0	1	0	10	25	76	271	84	42	509
Manufacturing	0	3	5	18	5	15	192	1,248	281	1,767
<i>of which Textile</i>	0	0	0	0	0	0	0	14	3	17
<i>Wearing apparel</i>	0	1	1	11	0	0	63	1,200	237	1,513
Construction	0	6	42	3	2	0	724	9	62	848
Electricity,gas and water supply	0	0	10	3	0	0	0	0	0	13
Wholesale & retail trade; repair of motor vehicles, motorcycles & personal and household goods	0	3	4	26	62	3	28	173	79	378
Hotels & restaurants	0	0	10	0	20	0	20	10	9	69
Transport, storage & communications	2	6	2	4	0	0	15	26	5	60
Financial intermediation	0	0	1	2	0	0	1	0	0	4
Real estate, renting and business activities	1	0	7	28	0	0	55	3	24	118
Information technology	3	253	56	1,149	0	0	0	0	0	1,461
Public administration and defence; compulsory social security	1	1	5	2	0	0	0	0	0	9
Education	0	9	2	0	2	0	0	0	5	18
Health and social work	1	7	3	2	18	0	0	0	1	32
Other community, social and personal service activities	0	1	31	3	22	0	3	2	16	78
Private households with employed persons	0	0	0	0	10	2	0	0	16	28
Total	8	290	178	1,250	166	96	1,309	1,555	540	5,392

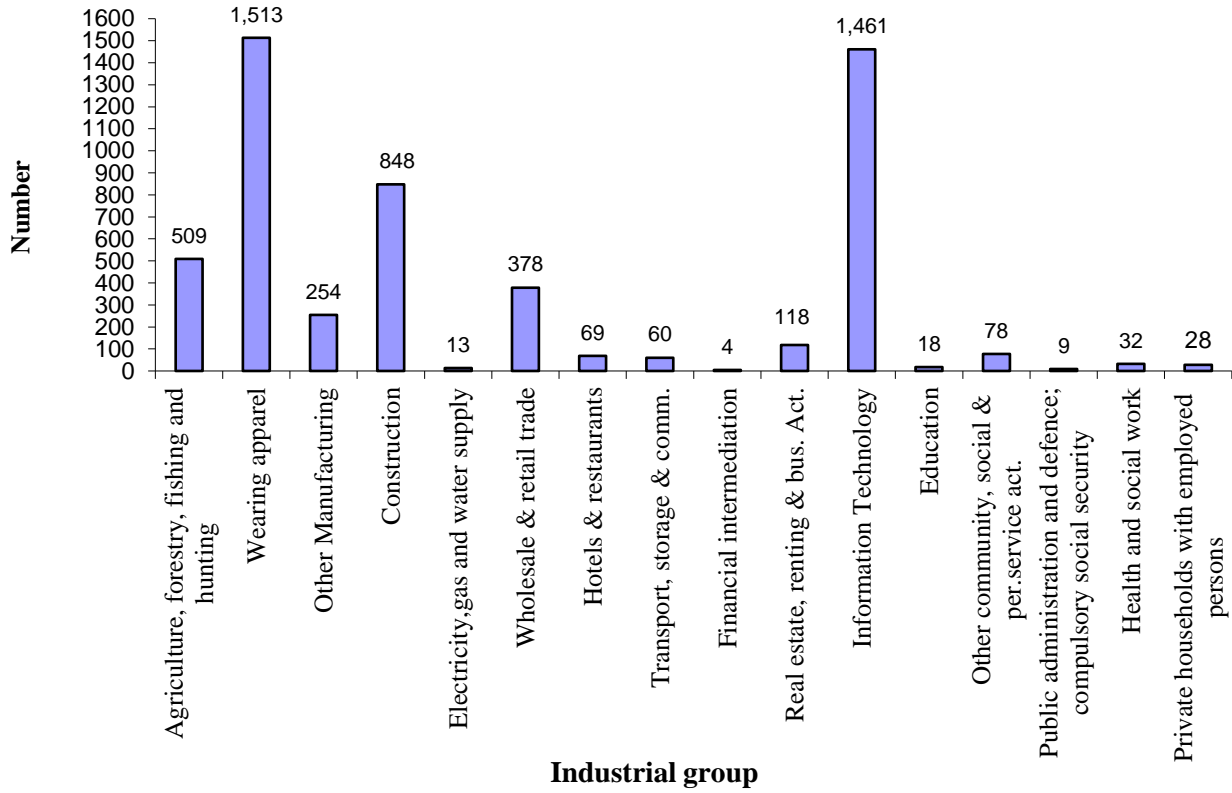
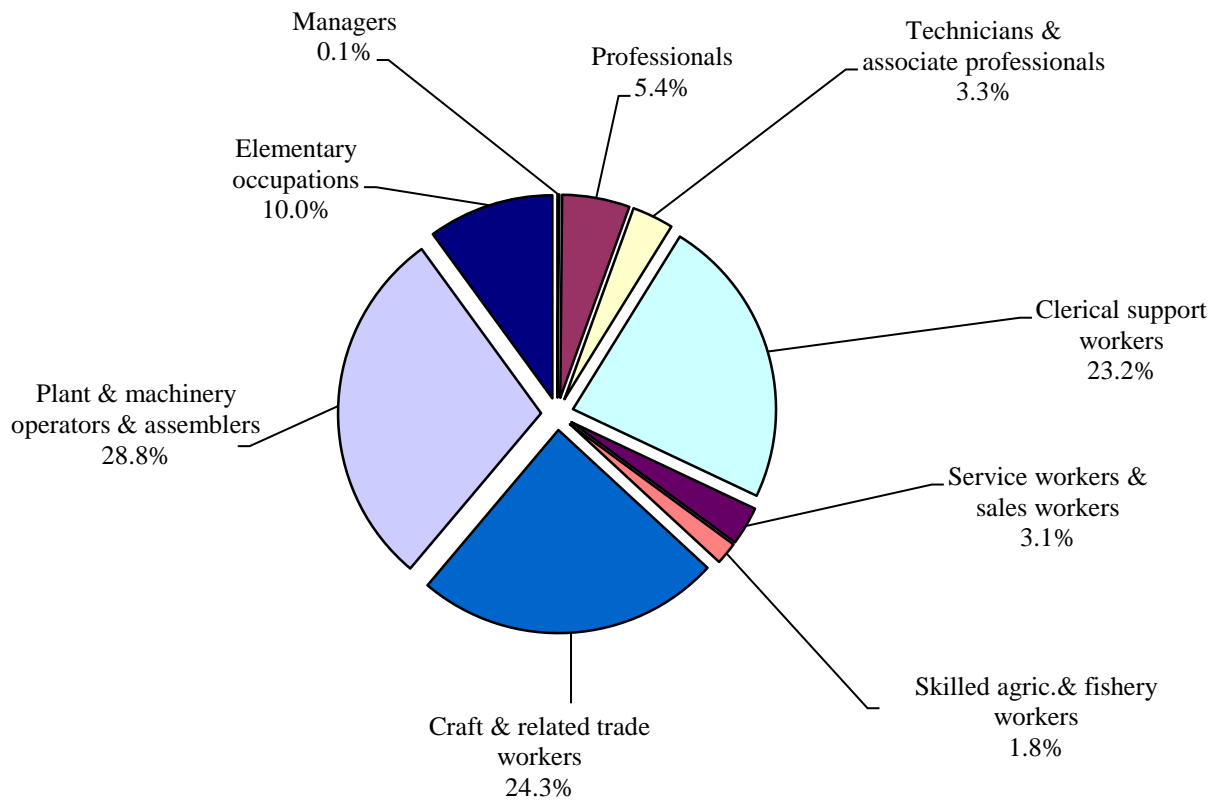
Figure 3 - Number of vacancies by industrial group, June 2021**Figure 4 - Distribution (%) of vacancies by skill level, June 2021**

Table 25 - Change in number of vacancies notified in the press and in EICs by industrial group, May - June 2021

Industrial group	May 2021	June 2021	Change
Agriculture, hunting, forestry & fishing	235	509	274
Manufacturing	482	1,767	1,285
<i>of which: Textiles</i>	63	17	-46
<i>Wearing apparel</i>	202	1,513	1,311
Construction	173	848	675
Electricity, gas and water supply	0	13	13
Wholesale & retail trade; repair of motor vehicles, motorcycles, personal and household goods	339	378	39
Hotels & restaurants	14	69	55
Transport, storage & communications	13	60	47
Financial intermediation	28	4	-24
Real estate, renting and business activities	20	118	98
Information technology	4	1,461	1,457
Public administration and defence; compulsory social security	8	9	1
Education	38	18	-20
Health & social work	8	32	24
Other community, social and personal service activities	53	78	25
Private households with employed persons	21	28	7
Total	1,436	5,392	3,956

Table 26 - Number of placements effected under the Youth Employment Programme by industrial group and sex, June 2021

Industrial group	Male	Female	Both sexes
Agriculture, Forestry and Fishing	0	1	1
Manufacturing	2	3	5
Construction	1	0	1
Wholesale and retail trade; repair of motor vehicles and motorcycles	2	4	6
Transportation and storage	0	1	1
Accommodation and food service activities	2	2	4
Information and communication	1	1	2
Financial and insurance activities	5	15	20
Real Estate Activities	1	2	3
Professional, scientific and technical activities	7	12	19
Administrative and support service activities	1	1	2
Education	4	0	4
Human health and social work activities	0	1	1
Arts, entertainment and recreation	0	1	1
Other service activities	2	5	7
Total	28	49	77

Table 27 - Result of submission of candidates to employers for job placement effected in June 2021

Employment Information Centre	Vacancies	Applicants referred to employers	Declined offer	Failed to report to employer	Not selected	Result not yet known	Number placed	Placements for previous vacancies
Triolet	264	207	0	0	187	0	20	0
Riviere du Rempart	18	271	1	41	169	42	18	0
Goodlands	837	311	68	100	81	47	15	0
Port Louis	171	64	2	0	40	0	22	0
Rose Hill	1,560	65	4	0	44	0	16	1
Quatre Bornes	121	183	0	0	167	0	16	0
Vacoas	287	111	0	0	100	0	11	0
Curepipe	158	201	0	0	179	0	22	0
Quartier Militaire	168	482	113	143	144	66	16	0
Flacq	301	401	16	1	363	0	21	0
Rose Belle	35	101	4	0	83	0	14	0
Riviere Des Anguilles	82	18	0	0	13	0	5	0
Mahebourg	10	107	4	0	49	46	8	0
Total	4,012	2,522	212	285	1,619	201	204	1
Vacancies in the Public Sector	60	820	0	0	0	820	0	0
Grand Total	4,072	3,342	212	285	1,619	1,021	204	1

Table 28 - Number of placements effected by industrial group, occupation and sex, June 2021

Industrial group	Occupation	Male	Female	Both sexes
Agriculture	Helper	4	0	4
	Secretary	0	1	1
	Sub Total	4	1	5
Manufacturing	Administrative Clerk	0	1	1
	Accounts Clerk	0	1	1
	Apprentice Cabinet Maker	1	0	1
	Baker	1	0	1
	Blinds Assembler	1	1	2
	Building Maintenance Handyman	1	0	1
	Cabinet Maker	1	0	1
	Cashier	0	1	1
	Clerical Officer	0	1	1
	Fibre Glass Worker	2	0	2
	Glass Lens Polisher	0	3	3
	Helper	5	6	11
	Driver, Private Car	1	0	1
	Lorry Driver	3	0	3
	Machine Operator, Sewing	0	6	6
	Packer, Hand	0	2	2
	Production in Charge	1	0	1
	Quality Controller	0	2	2
	Secretary	0	1	1
	Sub Total	17	25	42
Construction	Building Construction Labourer	9	0	9
	Electrician	1	0	1
	Carpenter	2	0	2
	Fire Alarm Technician	1	0	1
	Helper	6	0	6
	Mason	7	0	7
	Plumber and Pipe Fitter	3	0	3
	Turner/Fitter	1	0	1
	Welder	1	0	1
	Sub Total	31	0	31
Hotels and restaurants	Cashier	0	1	1
	Driver, Minibus	1	0	1
	Waiter/Waitress	1	1	2
	Sub Total	2	2	4
Wholesale & retail trade; repair of motor vehicles, motorcycles& personal and household goods	Administrative Clerk	0	2	2
	Accounts Clerk	2	3	5
	Automobile Mechanic, Petroleum	1	0	1

Table 28 (cont'd) - Number of placements effected by industrial group, occupation and sex, June 2021

Industrial group	Occupation	Male	Female	Both sexes
Wholesale & retail trade; repair of motor vehicles, motorcycles& personal and household goods (Cont'd)	Apprentice Butcher	0	1	1
	Apprentice Electrician Motor Vehicle	1	0	1
	Cashier	0	4	4
	Cleaner, Car and Bus	1	0	1
	Cook	1	0	1
	Debt Collector	2	1	3
	Helper	4	0	4
	Lorry Driver	1	0	1
	Lorry Attendant	2	0	2
	Mechanic	1	0	1
	Salesperson	3	4	7
	Shop Assistant	1	0	1
	Security Guard	0	1	1
	Service Station Attendant	2	0	2
	Shelves Worker	7	4	11
	Storekeeper	2	0	2
	Sub Total	31	20	51
Transportation and Storage	Clerical Officer	1	2	3
	Vehicle Loader	2	0	2
	Sub Total	3	2	5
Real estate,renting and business activities	Accounts Clerk	1	2	3
	Assistant Accountant	0	1	1
	Audit Clerk	0	2	2
	Cleaner	0	9	9
	Clerical Officer	1	1	2
	Mechanical Engineer	1	0	1
	Metal Scrap Processor	2	0	2
	Purchasing Clerk	0	1	1
	Receptionist	0	1	1
	Refrigerator and Air Conditioning Technician	1	0	1
	Secretary	0	1	1
	Security Guards	1	0	1
	Storekeeper	0	1	1
	Vegetable Farm Labourer	0	2	2
	Vehicle Driver	1	0	1
	Sub Total	8	21	29

Table 28 (cont'd) - Number of placements effected by industrial group, occupation and sex, June 2021

Industrial group	Occupation	Male	Female	Both sexes
Information Technology	Call Centre Operator	0	2	2
	Customer Service Clerk	0	1	1
	Web Developer	0	1	1
	Sub Total	0	4	4
Financial Intermediation	Administrative Clerk	0	1	1
	Insurance Agent	5	5	10
	Sub Total	5	6	11
Education	Attedant, Pre-Primary School	0	1	1
	Cleaner	2	3	5
	Nursery Attendant	0	1	1
	Primary School Teacher	0	1	1
	Sub Total	2	6	8
Health Services	Dental Assistant	0	2	2
	Sub Total	0	2	2
Private Households	Carer	0	3	3
	Cook, Mauritian/ Creole Cuisine	0	1	1
	Cook, General	0	1	1
	Housemaid	0	8	8
	Sub Total	0	13	13
Total EIC¹		103	102	205
ESMO ² :				
(a) Public Sector		0	0	0
(b) Workfare Programme		31	27	58
(c) Magazine de L'Emploi et des Metiers		42	28	70
(d) Job Management System		0	0	0
(e) Youth Employment Programme		40	88	128
(f) Back to Work Programme		0	2	2
(g) Dual Training Programme		0	0	0
(h) Trainee Engineer Scheme		11	2	13
Total ESMO		124	147	271
Grand Total		227	249	476

¹ Employment Information Centres² Employment Service Main Office

WORK PERMITS



Table 29 - Number of NEW work permits issued by industrial group, occupation & sex, June 2021

Industrial Group	Occupation	Male	Female	Both sexes
Manufacturing	Chemists	1	0	1
	Fish Cutter	2	1	3
	Machine Operator, Bakery Products	1	0	1
	Machine Operator, Sewing	234	65	299
	Machine Operator, Spinning, Thread and Yarn	1	0	1
	Pastry Maker	1	0	1
	Sports Coach	1	0	1
	Sub Total	241	66	307
Construction	Barbender	4	0	4
	Labourers	0	0	0
	Building Construction Labourer	3	0	3
	Carpenter, General	1	0	1
	Construction Carpenter	1	0	1
	Cook, Chinese cuisine	1	0	1
	Crane Operator	1	0	1
	Data Entry Supervisor	1	0	1
	Electric Power Lineman	0	0	0
	Electrical Engineers	1	0	1
	Mason, General	25	0	25
	Scaffolder	1	0	1
	Site Manager	1	0	1
	Supervisor, Construction Labourers	4	0	4
	Welder	3	0	3
	Welders and Flame-Cutters	1	0	1
	Sub Total	48	0	48
Wholesale and Retail Trade, Repair of Motor Vehicles, Motorcycles and Personal and Household Goods	Machine Operator, Sewing	4	0	4
	Sub Total	4	0	4
Hotels and Restaurants	Nursing Officer	0	1	1
	Sub Total	0	1	1
Real Estate, Renting and business activities	Machine Operator, Stone Crushing	2	0	2
	Sub Total	2	0	2
Private Households with Employed Persons	Carer	0	1	1
	Sub Total	0	1	1
Other community, social and personal services	Senior Administrator Religious Organisation	2	0	2
	Sub Total	2	0	2
Total		297	68	365

Table 30 - Number of work permits RENEWED by industrial group, occupation & sex, June 2021

Sector	Occupation	Male	Female	Both sexes
Agriculture, hunting, forestry and fishing	Marquetry Inlayer	1	0	1
	Poultry Farmer	1	0	1
	Sugar Factories Helpers/Labourers	28	0	28
	Sub Total	30	0	30
Manufacturing	Alarm Security Technician	1	0	1
	Aluminium Fabricator	2	0	2
	Cabinet Maker	3	0	3
	Chemist, Quality Control	1	0	1
	Chemists	0	0	0
	Cook, domestic	1	0	1
	Cook, indian cuisine	0	3	3
	Crane Operator	1	0	1
	Cutting Master	1	0	1
	Diamond Cutter	1	0	1
	Electrician, General	2	0	2
	Engineer, Hydraulics	1	0	1
	Fish Cutter	6	42	48
	Gas and Electric Welder, General	3	0	3
	Gas Welder	1	0	1
	Glass Worker, General	2	0	2
	Jeweller, General	1	0	1
	Knitting Machine Operator, Garment	2	0	2
	Laundry Pressing Machine Operator	1	0	1
	Machine Operator, Bakery Products	7	0	7
	Machine Operator, Carpet Production	1	0	1
	Machine Operator, Leather Preparing	2	0	2
	Machine Operator, Moulding, Metal	1	0	1
	Machine Operator, Packing	1	0	1
	Machine Operator, Sewing	354	52	406
	Machine Operator, Spinning, Thread and Yarn	20	0	20
	Machine Operator, Textile Cutting	1	0	1
	Machine Operator, Textile Printing	7	3	10
	Pastry Maker	2	0	2
	Plumber, General	2	0	2
	Precision Instrument Makers and Repairers	3	0	3
	Production Manager, Manufacturing	2	0	2
	Spinner, Thread and Yarn	86	0	86
	Sports Coach	0	0	0
	Supervisor and Foreman, Garment Manufacturing	4	0	4

Table 30 (cont'd) - Number of work permits RENEWED by industrial group, occupation & sex, June 2021

Sector	Occupation	Male	Female	Both sexes
Manufacturing (Cont'd)	Supervisor and Foreman, Textile Manufacturing	2	0	2
	Supervisor and General Foreman, Sewing and Embroidering Machine Operations	4	0	4
	Supervisors and General Foremen, Textile Products Machine Operations	1	0	1
	Textile Bleaching, Dyeing, and Cleaning Machine Operators	1	0	1
	Welder	3	0	3
	Welders and Flame-Cutters	7	0	7
	Yarn Dyeing Technician	1	0	1
	Sub Total	542	100	642
Construction	Apprentice, Machinery Assembler	1	0	1
	Barbender	35	0	35
	Building Construction and Maintenance Labourers	7	0	7
	Building Construction Labourer	0	0	0
	Building Painter	7	0	7
	Cabinet Maker	1	0	1
	Carpenter, General	28	0	28
	Carpenters and Joiners	2	0	2
	Concrete Mixing Plant Operator	2	0	2
	Concrete Shutterer	32	0	32
	Construction Carpenter	10	0	10
	Construction Joiner	1	0	1
	Cook, Chinese Cuisine	0	0	0
	Cooks	2	0	2
	Crane Operator	1	0	1
	Data Entry Supervisor	0	0	0
	Electric Power Lineman	1	0	1
	Electrical Engineers	0	0	0
	Electrician, General	11	0	11
	Engineer, Hydraulics	1	0	1
	Floor Layers and Tile Setters	1	0	1
	Gas and Electric Welder, General	6	0	6
	Granite Cutter and Polisher	3	0	3
	Granite Technician	2	0	2
	Interpreter Clerks, Court	0	1	1
	Interpreter	5	0	5
	Managing Supervisors in Construction	2	0	2
	Marble Setter	2	0	2
	Mason, General	101	0	101

Table 30 (cont'd) - Number of work permits RENEWED by industrial group, occupation & sex, June 2021

Sector	Occupation	Male	Female	Both sexes
Construction (Cont'd)	Other Chemical Processing Plant Operators	1	0	1
	Plasterer, General	12	0	12
	Plumber, General	3	0	3
	Rigger, General	10	0	10
	Scaffolder	4	0	4
	Sheet-Metal worker, General	1	0	1
	Site Manager	1	0	1
	Site Supervisor	3	0	3
	Site Technician	2	0	2
	Steel Fixer	7	0	7
	Stonemason, Construction	7	0	7
	Supervisor, Construction Labourers	2	0	2
	Tile Setter	22	0	22
	Water Proofer	7	0	7
	Welder, Mig	0	0	0
	Welders and Flame-Cutters	4	0	4
	Sub Total	350	1	351
Wholesale & retail trade; repair of m/vehicles, motorcycles & personal & household goods	Hybrid Car Technical	3	0	3
	Machine Operator, Bakery Products	1	0	1
	Machine Operator, Packing	1	0	1
	Machine Operator, Sewing	1	0	1
	Metal Wheel Grinders, Polishers and Tool Sharpeners	3	0	3
	Sub Total	9	0	9
Transport, Storage and Communication	Electrician, General	1	0	1
	Machine Operator, Splicing, Cable and Rope	1	0	1
	Site Manager	1	0	1
	Technical Services Manager	1	0	1
	Wireless Operator	1	0	1
	Sub Total	5	0	5
Hotels and Restaurants	Animateur, hotel	1	0	1
	Ayurvedic Therapist	1	0	1
	Cook, Hotel/Restaurant	1	0	1
	Cook, Indian Cuisine	2	0	2
	Indian Chef	1	0	1
	Minister , Government	1	0	1

Table 30 (cont'd) - Number of work permits RENEWED by industrial group, occupation & sex, June 2021

Sector	Occupation	Male	Female	Both sexes
Hotels and Restaurants (Cont'd)	Pastry Maker	2	0	2
	Snack Maker	3	0	3
	Sous Chef	2	0	2
	Sub Total	14	0	14
Real Estate, Renting and Business Activities	Machine Operator, Sewing	1	0	1
	Machine Operator, Stone Crushing	0	0	0
	Structural Metal Preparers and Erectors	1	0	1
	Tent Decorator	2	0	2
	Tent Erector	1	0	1
	Welder, Mig	1	0	1
	Sub Total	6	0	6
Education	Head Cook	1	0	1
	Other Teaching Associate Professionals	1	0	1
	Sub Total	2	0	2
Health and Social Work	Ayurvedic Physicians	0	1	1
	Medical Laboratory Technician	1	1	2
	Nursing Officer	6	5	11
	Other Physical Science and Engineering Technicians	1	0	1
	Radiographer	1	0	1
	Specialised Nurse	6	9	15
	Sub Total	15	16	31
Other Community, Social and Personal Service	Jockey, Professional	2	0	2
	Musician	6	0	6
	Painter Restorer	1	0	1
	Parish Priest	1	0	1
	Priest	2	0	2
	Religious & Social worker	0	2	2
	Religious Professionals	5	0	5
	Religious Worker, Non-Ordained	0	1	1
	Sculptor	2	0	2
	Senior Administrators of Religious Organisations	14	8	22
	Tabla player	2	0	2
	Sub Total	35	11	46
Total		1,008	128	1,136

Table 31 - Number of new work permits issued and renewed work permits by country of origin & sex, June 2021

Country	New			Renewed			Grand Total
	Male	Female	Both sexes	Male	Female	Both sexes	
Bangladesh	185	50	235	597	86	683	918
Brazil	0	0	0	1	0	1	1
Canada	0	0	0	0	3	3	3
China	29	1	30	21	5	26	56
France	0	0	0	2	0	2	2
Ghana	1	0	1	0	0	0	1
India	51	1	52	290	16	306	358
Ireland	0	0	0	1	1	2	2
Italy	0	0	0	1	0	1	1
Madagascar	6	7	13	37	10	47	60
Nepal	1	0	1	34	0	34	35
Philippines	0	0	0	0	1	1	1
South Africa	0	0	0	1	1	2	2
Sri Lanka	24	9	33	23	3	26	59
Uganda	0	0	0	0	1	1	1
Zimbabwe	0	0	0	0	1	1	1
Total	297	68	365	1,008	128	1,136	1,501

Figure 5 - Distribution (%) of new work permits & renewed work permits by country of origin, June 2021

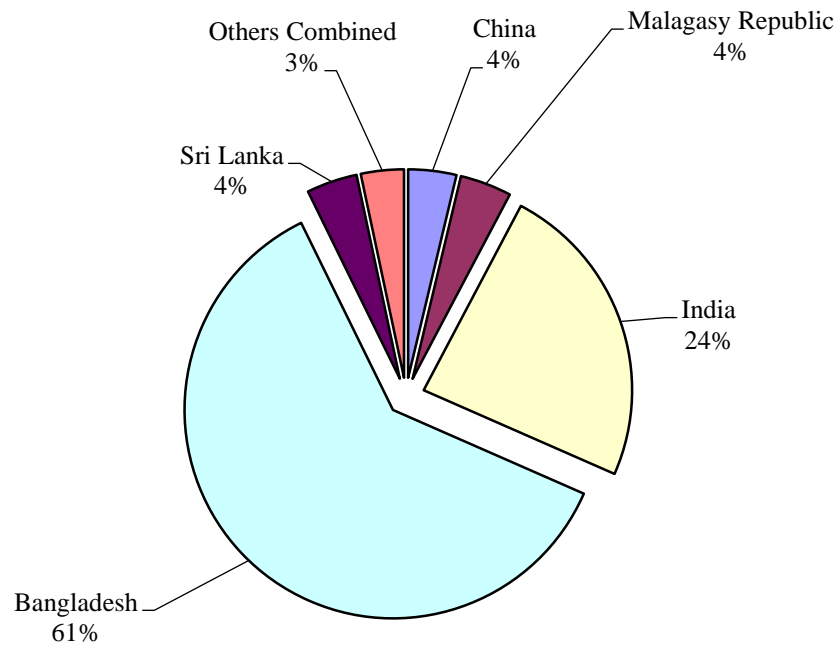


Figure 6 - Number of new work permits & renewed work permits by industrial group, June 2021

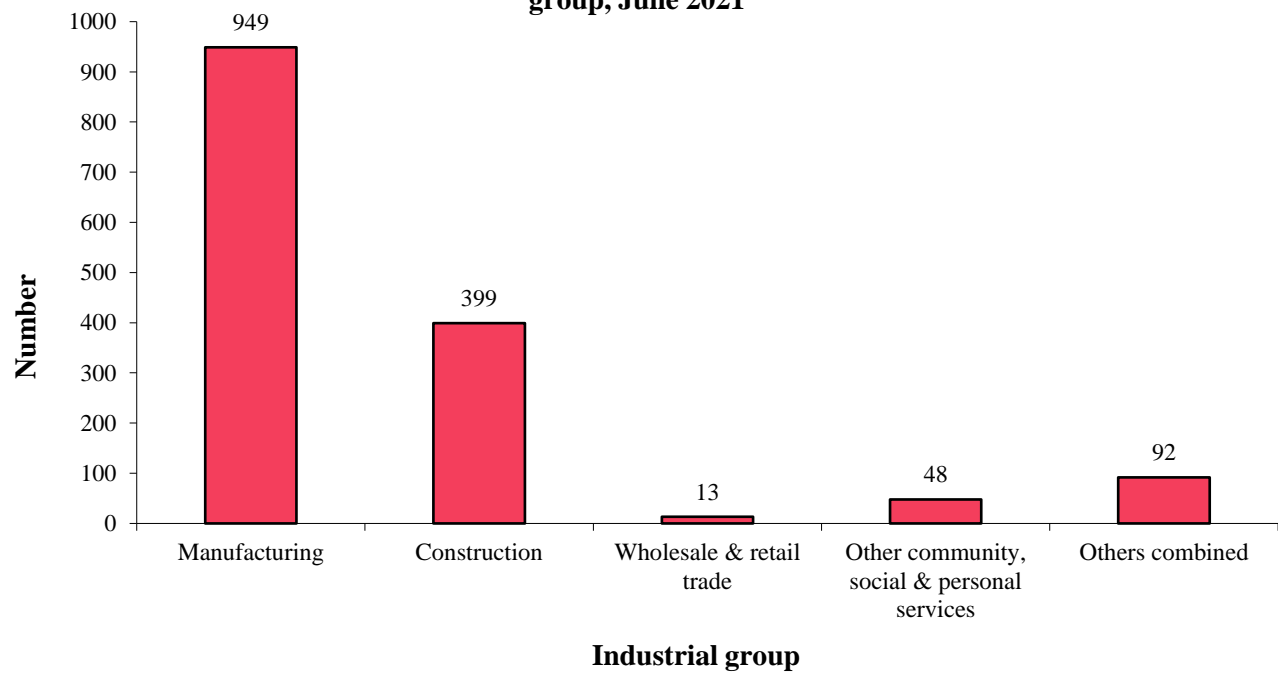


Table 32 - Number of issued and renewed certificates of exemption by country of origin & sex, June 2021

Country	New	Renewed	Grand Total
Bangladesh	0	178	178
China	2	3	5
Cuba	0	1	1
France	1	2	3
Ghana	1	0	1
India	240	235	475
Madagascar	0	6	6
Nepal	1	0	1
Rwanda	1	0	1
Singapore	0	3	3
South Africa	2	0	2
United Kingdom	0	3	3
Total	248	431	679

Table 33 - Number of valid work permits and certificates of exemption by industrial group & sex, as at end of June 2021

Industrial group	Male	Female	Both sexes
Agriculture, Hunting And Forestry	496	9	505
Construction	9,484	28	9,512
Education	73	84	157
Electricity, Gas And Water Supply	30	0	30
Extra territorial Organisations and Bodies	15	17	32
Financial Intermediation	82	27	109
Fishing	143	0	143
Health And Social Work	126	84	210
Hotels And Restaurants	405	35	440
Information Technology	65	78	143
Manufacturing	16,559	5,391	21,950
Mining And Quarrying	3	0	3
Other Community, Social And Personal Service	715	141	856
Private Households With Employed Persons	5	19	24
Public Administration And Defence; Compulsory Social Security	81	10	91
Real Estate, Renting And Business Activities	259	13	272
Transport, Storage And Communications	187	38	225
Wholesale And Retail Trade, Repair Of Motor Vehicles, Motorcycles And Personal And Household Goods	1,689	24	1,713
Total	30,417	5,998	36,415

Table 34 - Number of valid work permits and certificates of exemption by country of origin & sex, as at end of June 2021

Country of origin	Male	Female	Both sexes
Argentina	1	0	1
Australia	17	0	17
Bangladesh	15,048	3,803	18,851
Belgium	4	2	6
Benin	2	0	2
Bhutan	0	2	2
Botswana	1	2	3
Brazil	5	1	6
Burkina Faso	4	0	4
Burundi	6	2	8
Cameroon	35	0	35
Canada	0	6	6
Chile	2	0	2
China, People's Republic of	837	361	1,198
Congo	2	6	8
Croatia	1	0	1
Cuba	1	0	1
Czech	1	1	2
Denmark	4	0	4
Djibouti	0	1	1
Holland	0	1	1
Egypt	4	0	4
Emirati	1	0	1
Ethiopia	5	0	5
France:	142	101	243
<i>Reunion</i>	2	0	2
Germany	5	4	9
Ghana	17	1	18
Greece	1	0	1
Honduras	1	0	1
India	11,128	192	11,320
Indonesia	55	22	77
Iran	0	1	1
Ireland	1	2	3
Italy	12	4	16
Ivory Coast	32	0	32
Japan	5	1	6
Kenya	12	4	16
Korea, Republic of	12	0	12
Laos	0	1	1
Lebanon	0	1	1
Lithuania	0	1	1
Luxembourg	1	0	1

Table 34 (cont'd) - Number of valid work permits and certificates of exemption by country of origin & sex, as at end of June 2021

Country of origin	Male	Female	Both sexes
Macedonia	0	1	1
Malagasy Republic	2,166	963	3,129
Malawi	0	1	1
Malaysia	4	2	6
Maldives	1	0	1
Mexico	2	0	2
Mongolia	0	1	1
Morocco	3	3	6
Mozambique	4	0	4
Nepal	265	3	268
Netherlands	0	1	1
New Zealand	1	0	1
Nigeria	33	0	33
Pakistan	11	1	12
Philippines	11	13	24
Poland	5	0	5
Portugal	5	3	8
Romania	1	0	1
Russia	11	6	17
Rwanda	3	2	5
Senegal	3	1	4
Serbia	2	0	2
Seychelles	7	2	9
Singapore	6	2	8
South Africa	47	13	60
South Korea	2	0	2
Spain	3	1	4
Sri Lanka	341	414	755
Swaziland	0	1	1
Switzerland	3	2	5
Syria	3	1	4
Tanzania	4	0	4
Taiwan	8	2	10
Thailand	1	4	5
Tunisia	1	2	3
Turkey	1	0	1
Uganda	1	5	6
Ukraine	1	0	1
United Kingdom	32	13	45
United States of America	9	6	15
Vietnam	1	2	3
Yemen	1	0	1
Zambia	1	0	1
Zimbabwe	8	4	12
Total	30,417	5,998	36,415

SECTION II



Section II - Rodrigues

1. Introduction

This section presents data on registered jobseekers for Rodrigues Island. The functioning of the Employment Information Centre in Rodrigues is similar to that in Mauritius.

2. Registered Unemployed

The number of registered unemployed as at the end of June 2021 was 3,653 (1,515 males and 2,138 females), while the number of registrants in employment amounted to 1,398 consisting of 721 males and 677 females (Table 1.1). 47% of the unemployed persons were aged between 16 and 29 years (Table 1.2).

Table 1.1 - Number of registered Unemployed and In Employment jobseekers by sex, as at end June 2021

Registered Jobseekers	Male	Female	Both sexes
Unemployed	1,515	2,138	3,653
In Employment	721	677	1,398
Total	2,236	2,815	5,051

Table 1.2 - Number of registered unemployed and in employment by sex and age group, as at end June 2021

Age group	Unemployed						In employment					
	Male		Female		Total		Male		Female		Total	
	Number	%	Number	%	Number	%	Number	%	Number	%	Number	%
16 - 29	679	45	1,043	49	1,722	47	337	47	307	45	644	46
30 - 39	432	29	745	35	1,177	32	233	32	277	41	510	36
40+	404	27	350	16	754	21	151	21	93	14	244	17
Total	1,515	100	2,138	100	3,653	100	721	100	677	100	1,398	100

The educational attainment of unemployed registrants was mainly in the category “Form I to V (including SC failed)” at 36%. Only 96 registrants had their Higher School Certificate. The length of unemployment of 16% of the registered unemployed was less than 2 years, and about 63% had been looking for work for 5 years or more. The average length of registration worked out to 4.0 years (Tables 1.3 and 1.4).

Table 1.3 - Registered unemployed jobseekers by qualification and sex, as at end of June 2021

Qualification	Male		Female		Total	
	Number	%	Number	%	Number	%
Education Nil + Std VI Failed	636	42	427	20	1,063	29
Standard VI Passed	214	14	227	11	441	12
Form I to V (including SC failed)	404	27	906	42	1,310	36
SC	208	14	481	22	689	19
HSC	40	3	56	3	96	3
Professional	13	1	41	2	54	1
Total	1,515	100	2,138	100	3,653	100

As regards previous work experience, 560 registrants had, in the past, worked or were qualified to work as “Craft & related trades workers”. The proportion of those who have never worked and did not possess any technical or professional qualifications is higher among female unemployed; 13% of the latter have never worked, compared to 4% of males unemployed (Table 1.5).

3. New registrants and re-registrants

For the month of June 2021, 44 new unemployed jobseekers have registered themselves consisting of 21 males and 23 females. The number of unemployed re-registrants and the number of unemployed jobseekers who reported for maintaining their registration are 55 (25 males and 30 females) and 901 (371 males and 530 females) respectively.

For in employment, there were 6 new registrants, 18 re-registrants and 364 registrants, in employment, who reported to the Employment Information Centres to maintain their registration; comprising 3, 11 and 184 males and 3, 7 and 180 females respectively (Table 1.6).

4. Registered unemployed with disabilities

Among the 3,653 unemployed registrants, there were 10 persons with disabilities who were looking for work comprising of 6 males and 4 females (Table 1.7).

5. Work Permits

There were one female expatriate working in the Island of Rodrigues in June 2021 (Table 1.8).

Table 1.4 - Number of registered unemployed by qualification, length of registration, sex and age-group, Island of Rodrigues, as at end of June 2021

Qualification	Age-group Length of Registration	Male					Female					Both sexes				
		16 - 19	20 - 29	30 - 39	40+	Total	16 - 19	20 - 29	30 - 39	40+	Total	16 - 19	20 - 29	30 - 39	40+	Total
Education Nil +Std VI Failed	Less than 1 year	9	14	8	4	35	0	7	7	11	25	9	21	15	15	60
	1 yr but < 2 yrs	1	7	7	6	21	3	9	5	3	20	4	16	12	9	41
	2 yrs but < 3 yrs	0	5	10	6	21	0	8	9	9	26	0	13	19	15	47
	3 yrs but < 4 yrs	0	10	7	9	26	0	12	13	24	49	0	22	20	33	75
	4 yrs but < 5 yrs	0	8	14	12	34	0	4	13	13	30	0	12	27	25	64
	5 yrs and above	0	36	167	296	499	0	18	119	140	277	0	54	286	436	776
	Total	10	80	213	333	636	3	58	166	200	427	13	138	379	533	1,063
Standard VI (Passed)	Less than 1 year	6	7	3	0	16	6	6	1	1	14	12	13	4	1	30
	1 yr but < 2 yrs	3	9	1	0	13	1	5	2	1	9	4	14	3	1	22
	2 yrs but < 3 yrs	0	9	1	0	10	0	6	2	3	11	0	15	3	3	21
	3 yrs but < 4 yrs	0	13	0	1	14	0	19	3	3	25	0	32	3	4	39
	4 yrs but < 5 yrs	0	14	2	3	19	0	15	7	2	24	0	29	9	5	43
	5 yrs and above	0	51	65	26	142	0	62	44	38	144	0	113	109	64	286
	Total	9	103	72	30	214	7	113	59	48	227	16	216	131	78	441
Form I to V (including SC failed)	Less than 1 year	32	21	3	3	59	42	13	4	1	60	74	34	7	4	119
	1 yr but < 2 yrs	12	30	3	1	46	15	40	4	2	61	27	70	7	3	107
	2 yrs but < 3 yrs	0	43	3	3	49	1	58	6	0	65	1	101	9	3	114
	3 yrs but < 4 yrs	0	15	2	1	18	0	48	12	2	62	0	63	14	3	80
	4 yrs but < 5 yrs	0	18	9	0	27	0	43	18	4	65	0	61	27	4	92
	5 yrs and above	0	80	96	29	205	0	185	329	79	593	0	265	425	108	798
	Total	44	207	116	37	404	58	387	373	88	906	102	594	489	125	1,310

Table 1.4 (cont'd) - Number of registered unemployed by qualification, length of registration, gender and age group, Island of Rodrigues, as at end of June 2021

Qualification	Age-group Length of Registration	Male					Female					Both sexes				
		16 - 19	20 - 29	30 - 39	40+	Total	16 - 19	20 - 29	30 - 39	40+	Total	16 - 19	20 - 29	30 - 39	40+	Total
SC	Less than 1 year	12	21	0	1	34	23	24	0	1	48	35	45	0	2	82
	1 yr but < 2 yrs	5	33	0	0	38	9	28	2	0	39	14	61	2	0	77
	2 yrs but < 3 yrs	0	16	1	0	17	1	34	0	1	36	1	50	1	1	53
	3 yrs but < 4 yrs	0	21	1	0	22	0	28	2	0	30	0	49	3	0	52
	4 yrs but < 5 yrs	0	26	2	0	28	0	36	1	0	37	0	62	3	0	65
	5 yrs and above	0	46	20	3	69	0	148	133	10	291	0	194	153	13	360
	Total	17	163	24	4	208	33	298	138	12	481	50	461	162	16	689
HSC	Less than 1 year	0	5	0	0	5	0	11	0	0	11	0	16	0	0	16
	1 yr but < 2 yrs	0	11	0	0	11	1	2	0	0	3	1	13	0	0	14
	2 yrs but < 3 yrs	0	6	0	0	6	0	3	0	0	3	0	9	0	0	9
	3 yrs but < 4 yrs	0	2	0	0	2	0	11	0	0	11	0	13	0	0	13
	4 yrs but < 5 yrs	0	6	0	0	6	0	6	0	0	6	0	12	0	0	12
	5 yrs and above	0	9	1	0	10	0	18	4	0	22	0	27	5	0	32
	Total	0	39	1	0	40	1	51	4	0	56	1	90	5	0	96
Professional	Less than 1 year	0	0	0	0	0	0	3	0	0	3	0	3	0	0	3
	1 yr but < 2 yrs	0	0	0	0	0	0	3	0	0	3	0	3	0	0	3
	2 yrs but < 3 yrs	0	1	1	0	2	0	4	0	0	4	0	5	1	0	6
	3 yrs but < 4 yrs	0	2	0	0	2	0	3	0	0	3	0	5	0	0	5
	4 yrs but < 5 yrs	0	1	0	0	1	0	4	0	0	4	0	5	0	0	5
	5 yrs and above	0	3	5	0	8	0	17	5	2	24	0	20	10	2	32
	Total	0	7	6	0	13	0	34	5	2	41	0	41	11	2	54
Grand Total		80	599	432	404	1,515	102	941	745	350	2,138	182	1,540	1,177	754	3,653

Table 1.5 - Number of registered unemployed by occupational group and sex, Island of Rodrigues, as at end of June 2021

Occupational group	Male	Female	Both sexes
Managers	1	1	2
Professionals	10	21	31
Technicians & Associate Professionals	21	56	77
Clerical support workers	28	173	201
Service & sales workers	134	570	704
Skilled agricultural, forestry & fishery workers	159	60	219
Craft & related trades workers	333	227	560
Plant & machine operators & assemblers	86	56	142
Elementary occupations	678	696	1,374
New workers seeking employment	65	278	343
Total	1,515	2,138	3,653

Table 1.6 - Number of Unemployed and In Employment new registrants, re-registrants & those who reported for maintaining their registration by sex, Island of Rodrigues, June 2021

Type of registration	Unemployed			In Employment			Total		
	Male	Female	Both sexes	Male	Female	Both sexes	Male	Female	Both sexes
New Registration	21	23	44	3	3	6	24	26	50
Re-registration	25	30	55	11	7	18	36	37	73
Reported	371	530	901	184	180	364	555	710	1,265
Total	417	583	1,000	198	190	388	615	773	1,388

Table 1.7 - Number of registered unemployed with disabilities by nature of disability and sex, Island of Rodrigues, as at end of June 2021

Nature of disability	Male	Female	Both sexes
Abnormal movement of body parts	1	1	2
Deformation of body parts since birth	1	0	1
Disabled following surgical operation or illness	1	0	1
Epileptic	2	1	3
Partly blind	1	1	2
Partly deaf	0	1	1
Total	6	4	10

Table 1.8 - Number of valid work permits by occupation and sex, Island of Rodrigues, as at end of June 2021

Occupation	Male	Female	Both sexes
Professional Social Worker	0	1	1
Total	0	1	1

GLOSSARY

Active Population or Labour Force - active population or labour force is made up of employed and unemployed population.

Activity Rate - activity rate is the ratio (%) of labour force to population aged 16+ (active and inactive population)

Back to Work Programme (BTWP) - a programme launched in June 2015, is meant for women above 35 years of age to enable them take up or resume employment. All women should register first as unemployed at the EIC before applying at BTWP.

Certificate of Exemption- the Employment (Non-Citizens) (Restriction) Exemptions Regulations 1970, stipulates that certain categories of expatriates are exempted from a work permit during his/her period of employment in Mauritius.

De-Registration - jobseekers who fail to maintain their registration during the month and consequently their applications are removed from the live register and placed in a dormant register.

Disability - any limitation to perform a daily life activity in a manner considered normal for persons of their age.

Dual Training Programme (DTP) - a programme launched in 2015 is a mix of practical on-the-job training and classroom studies. The main objective of the DTP is to address the problem of skills mismatch in the labour market and to ensure the availability of skilled manpower for employers.

Educational attainment - the highest level of education completed, whereas for persons attending school, it refers to the standard, form or course being attended.

Employment - employed population aged 16 years and above (16+) who have worked for pay, profit or family gain for at least one hour during the reference week of a month. It includes those who are temporarily absent from work for reasons such as leave with pay, leave without pay and temporary disorganisation of work (bad weather, breakdown of equipment, lack of order, etc.).

Employment Information Centres (EIC) - the thirteen public Employment Office found in Mauritius and one in Rodrigues where among others attention is being given to jobseekers.

Industrial Group - the national classification based on ISIC (International Industrial Classification of Economic Activities) Rev 3 of United Nations is the reference classification of productive activities. Its main purpose is to provide a set of activity categories that can be utilised for the collection and reporting of statistics according to such activities.

In-employment jobseekers at EIC - persons who are in some sort of employment and are in search of a well remunerated or secured job.

Inflation rate - inflation rate as measured by the Consumer Price Index (CPI) is the percentage change in the level of prices from one period to another. It is measured by comparing the average level of prices during a twelve-month period with the average level during the corresponding previous twelve-month period. The CPI is an indicator of changes over time in the general level of goods and services acquired by Mauritian consumers.

Jobseeker - Any citizen of Mauritius aged 16 years and above who is actively looking for employment and is available to work.

Job Management System - The website of the Employment Service, where employers and jobseekers interact freely. The website <https://mauritiusjobs.govmu.org> was launched in June 2014. Jobseekers register their Curriculum Vitae (CV) and apply for jobs; while employers input vacancies and search for candidates.

Labour migration - The movement of people from one country to another for employment in a better environment.

Live Register - the database of jobseekers who are registering at the Employment Service.

Magazine de L'Emploi et des Metiers - A television programme for broadcast of vacancies and information on the world of work. It also includes radio talk shows and debates on television relating to the labour market.

New registrant - a jobseeker who apply for registration for the first time at the Employment Service.

New and renewed work permit - Each time when enterprises initially apply for the work permit of foreign workers for the first time at the Ministry of Labour, Human Resource Development and Training and employ them for the first time, the work permit is considered as new. In case the

foreigners move from the actual enterprise for another enterprise, the valid work permit is cancelled and again a new work permit rather than renewed work permit is issued. But in case of expiry of the current work permit and the foreign worker is still working for the same enterprise, the work permit is renewed. Applications should be submitted two months prior to the expiry of the current work permit. Applications for renewal of work permits received after expiry of current work permits is not accepted

Occupational Group - the National Classification of Occupations 2009 (NCO-09) adopted from International Standards Classification of Occupations 2008 (ISCO-08) which is a document of the International Labour Organisation (ILO) and is a tool for organising jobs in a clearly defined set of groups and according to the specificity of the tasks and duties undertaken in the job.

Placement - the offer of a decent and remunerative job/internship to a jobseeker.

Public Sector - It comprises of organisations that are owned and operated by Government and exist to provide services for its citizens.

Real Gross Domestic Product (GDP) Growth Rate - the rate of change that GDP at basic prices (amount receivable by the producer exclusive of taxes and inclusive of subsidies on products) changes/grows from one year to another after removing price effect. GDP is the aggregate money value of all goods and services produced within a country out of economic activity during a specified period, usually a year, before provision for the consumption of fixed capital.

Registered unemployed and in-employment at EIC - Only those persons who actively and continuously maintain their registration at EIC are included as registered. The live register comprise of new registrants, re-registrants and those maintaining their registration.

Reported - jobseekers who are maintaining their names on the live register of the Employment Service.

Re-registrants - those who have ceased registration for a period not exceeding two years, and come back to be re-admitted on the live register. If the break is more than two years then the case will be considered as a new one.

Trainee Engineer Scheme – Government announced a special scheme in the Budget Programme 2016 – 2017. The scheme aimed at providing practical training for graduates in Engineering in order to enable them to qualify for registration with the Council of Registered Professional Engineers (CRPE) of Mauritius and to operate as full-fledged Engineers.

Unemployment (Continuous Multi-Purpose Household Survey) - unemployment population comprise all Mauritians aged 16+ who are not working but who are looking for work and are available for work during the reference period.

Unemployed registered jobseekers at EIC - jobseekers aged 16 years and above registered as unemployed at EIC who are without work, currently available for work and actively seeking for work limited to Mauritian citizen residing in Mauritius and Rodrigues Island.

Unemployment rate - unemployment rate is the ratio (%) of unemployment to labour force.


Vacancy - a position in an enterprise that is vacant and a call for suitable candidate is being made.

Valid work permit - The non-citizens (Employment Restriction) Act 1973, stipulates that a non-citizen shall not engage in any occupation in Mauritius for reward or profit or be employed in Mauritius unless there is in force in relation to him a valid permit and he engages in the occupation, or is employed in accordance with any condition which may be specified in the permit. The Act also stipulates that “no person shall have a non-citizen in his employment in Mauritius without there being in force a valid permit in relation to that employment.”

Work Permit - a legal document authorising a person under certain conditions to take employment in Mauritius.

Workfare Programme - The Workfare Programme (WP) was initiated by Government to protect laid off workers in the difficult phase of their lives by providing them financial relief and assistance in terms of job placement, training /re-skilling and starting up a business. It has been incorporated in the new Labour Laws under the Employment Rights Act 2008 and became effective following proclamation of the Act on 02 February 2009.

Youth Employment Programme (YEP) - a programme which started in 2013 for unemployed youth aged between 16 and 35 years and provides them with training and placement in an enterprise for an initial period of one year with the possibility of one additional year of placement with another enterprise. All youth should register first as unemployed at the EIC before applying at YEP.



EMPLOYMENT SERVICE MAIN OFFICE

11th Floor, Victoria House,
C/r St Louis & Barracks Streets,
Port-Louis

■ Mauritius Jobs
405 0129
<https://mauritiusjobs.govmu.org/>

■ Back To Work Programme
405 0120 / 405 0121
www.backtowork.mu

■ Dual Training Programme
405 0123
<https://mauritiusjobs.govmu.org/>

■ Youth Employment Programme
405 0111 / 36
405 0185 / 82
www.yep.mu

■ Labour Market Information System
405 0126 / 27
<https://mauritiusjobs.govmu.org/>

■ Trainee Engineer Scheme
405 0131 / 405 0122
<https://mauritiusjobs.govmu.org/>