



Republic of Mauritius

MINISTRY OF LABOUR, HUMAN RESOURCE DEVELOPMENT AND TRAINING
(Human Resource Development and Training Division)

EMPLOYMENT SERVICE MONTHLY BULLETIN May 2021



Employment Service Monthly Bulletin - May 2021

CONTENTS

	Page
Fact Sheet on Labour Market Indicators	4 - 5
Section 1 - Registered unemployed in Mauritius	
1. Introduction	7
2. Registered jobseekers, as at the end of May 2021	7 - 11
Table 1 - Number of registered Unemployed and In Employment jobseekers by sex, as at end of May 2021	7
Table 2 - Registered unemployed jobseekers by age group and sex, as at end of May 2021	8
Table 3 - Registered unemployed jobseekers by qualification and sex, as at end of May 2021	9
3. In employment and seeking another job	11
4. De-registration	11
5. Vacancies	11 - 12
Table 4 - Number of vacancies notified in May 2021	11
Table 4a - Number of vacancies notified by occupation (20 and more) in May 2021	12
6. Workfare Programme	13
Table 5 - Laid off workers registered and redeployed for the month of May 2021	13
7. Magazine de L'Emploi et des Metiers	13
Table 6 - Statistics on Magazine de L'Emploi et des Metiers, as at 31 May 2021	13
8. Website of Employment Service	14
Table 7 - Statistics on the website	14
9. Youth Employment Programme, Dual Training Programme and Back to Work Programme	14 - 17
10. Job Placement	17 - 19
Table 8 - Type of placements by sex, May 2021	18
11. Work Permits and Certificates of Exemption	19
Table 9 - Number of registered unemployed by qualification, length of registration, sex & age group, as at end of May 2021	20 - 20a
10 - Number of registered Unemployed and In Employment jobseekers by EIC and sex, as at end of May 2021	21
11 - Change in number of registered unemployed by age group & sex, March - April 2021 - May 2021	22
12 - Number of registered unemployed by occupational group & sex, as at end of May 2021	22
13 - Number of registered unemployed by district and sex, as at end of May 2021	24
14 - Number of registered unemployed by locality and sex, as at the end of May 2021	24 - 26
15 - Number of registered unemployed with disabilities by nature of disability and sex, as at end of May 2021	27

Table 16	- Number of unemployed new registrants, re-registrants & those who reported for maintaining their registration by Employment Information Centre & sex, May 2021	28
17	- Change in the number of new unemployed registrants by educational attainment & sex, March - April 2021 - May 2021	29
18	- Number of new unemployed registrants by educational attainment, sex & age group, May 2021	29
19	- Number of new unemployed registrants by occupational group and sex, May 2021	30
20	- Number of In Employment new registrants, re-registrants & those who reported for maintaining their registration by Employment Information Centre & sex, May 2021	30
21	- Number of Unemployed and In Employment jobseekers de-registered by EIC and sex, as at end of May 2021	31
22	- Number of vacancies notified in EICs by industrial group and sex, May 2021	32
23	- Number of vacancies notified in the press by industrial group and sex, May 2021	32
24	- Number of vacancies notified in the press and in EICs by industrial group and skill level, May 2021	33
25	- Change in number of vacancies notified in the press and in EICs by industrial group, March - April 2021 - May 2021	35
26	- Number of placements effected under the Youth Employment Programme by industrial group and sex, May 2021	36
27	- Result of submission of candidates to employers for job placement effected in May 2021	37
28	- Number of placements effected by industrial group, occupation and sex, May 2021	38 - 40

Work Permits and Certificates of Exemption

Table 29	- Number of new work permits issued by industrial group, occupation and sex, May 2021	42
30	- Number of work permits renewed by industrial group, occupation and sex, May 2021	43 - 46
31	- Number of new work permits issued and renewed work permits by country of origin and sex, May 2021	47
32	- Number of new work permits issued and renewed work permits by industrial group and sex, May 2021	49
33	- Number of valid work permits and certificates of exemption by industrial group & sex, as at end of May 2021	50
34	- Number of valid work permits and certificates of exemption by country of origin & sex, as at end of May 2021	51 - 53

Section 2 - Registered unemployed in the Island of Rodrigues

Table 1.1	- Number of registered unemployed and in employment jobseekers by sex, as at end of May 2021	55
1.2	- Number of registered unemployed and in employment by sex and age group, as at end May 2021	55
1.3	- Registered unemployed jobseekers by qualification & sex, as at end of May 2021	56
1.4	- Number of registered unemployed by qualification, length of registration, sex & age group, as at end of May 2021	57 - 58
1.5	- Number of registered unemployed by occupational group & sex, as at end of May 2021	59
1.6	- Number of Unemployed and In Employment new registrants, re-registrants & those who reported for maintaining their registration by sex, May 2021	59
1.7	- Number of registered unemployed with disabilities by nature of disability and sex, as at end of May 2021	60

Glossary		61 - 64
-----------------	--	---------

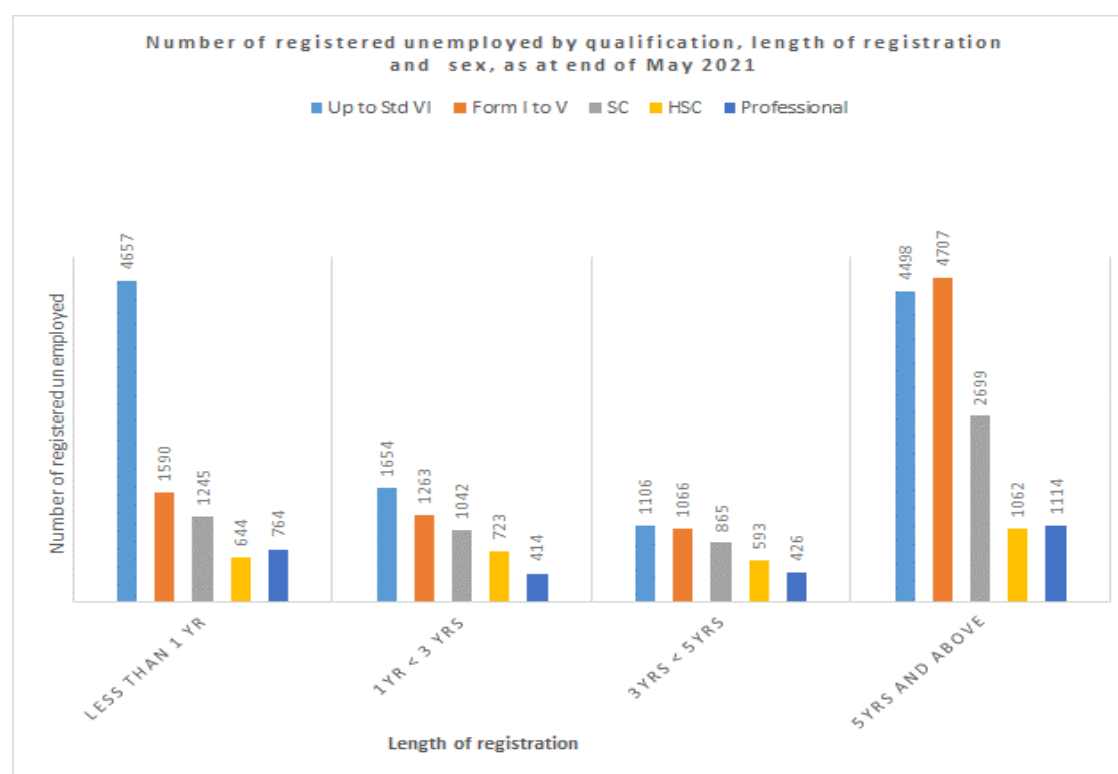
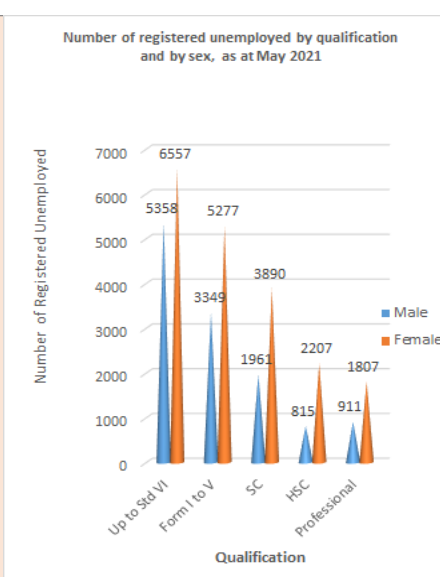
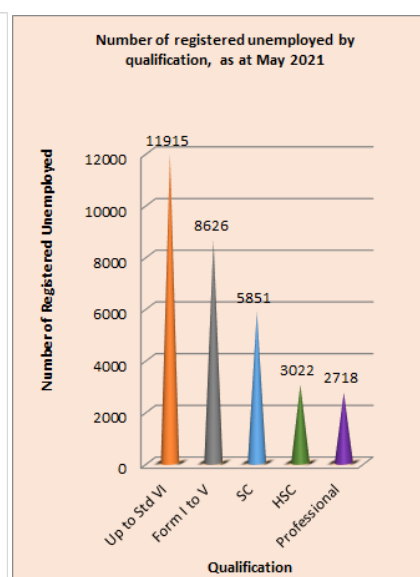
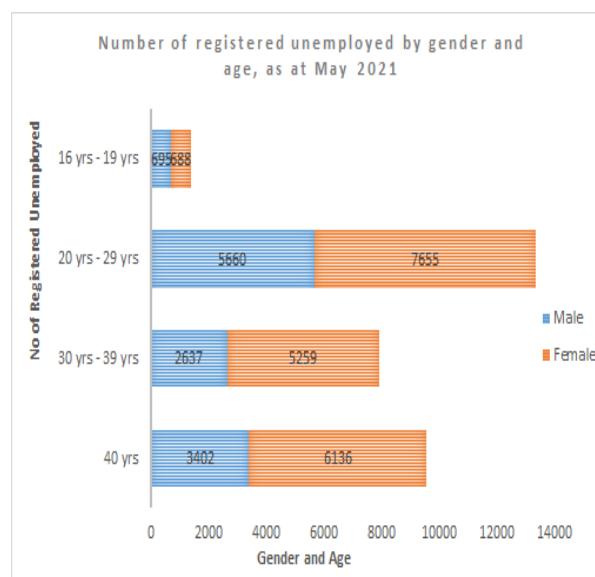
FIGURES

Figure 1	- Registered unemployed by educational attainment, as at end of May 2021	23
2	- Number of registered unemployed by age group & sex, as at end of May 2021	23
3	- Number of vacancies by industrial group, May 2021	34
4	- Distribution (%) of vacancies by skill level, May 2021	34
5	- Distribution (%) of new work permits & renewed work permits by country of origin, May 2021	48
6	- Number of new work permits issued & renewed work permits by industrial group, May 2021	48

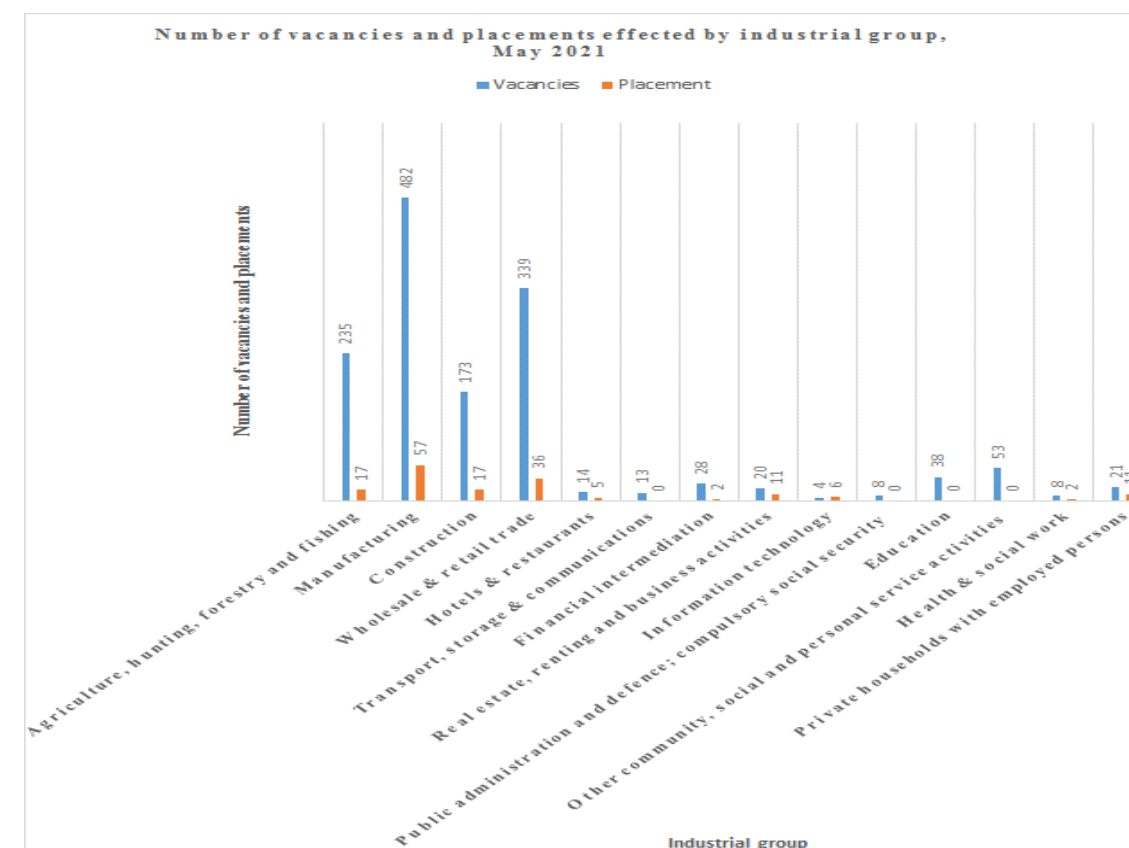
53, 458 jobseekers seeking employment including (32, 132) as unemployed or a better job (21, 326) as at end of May 2021



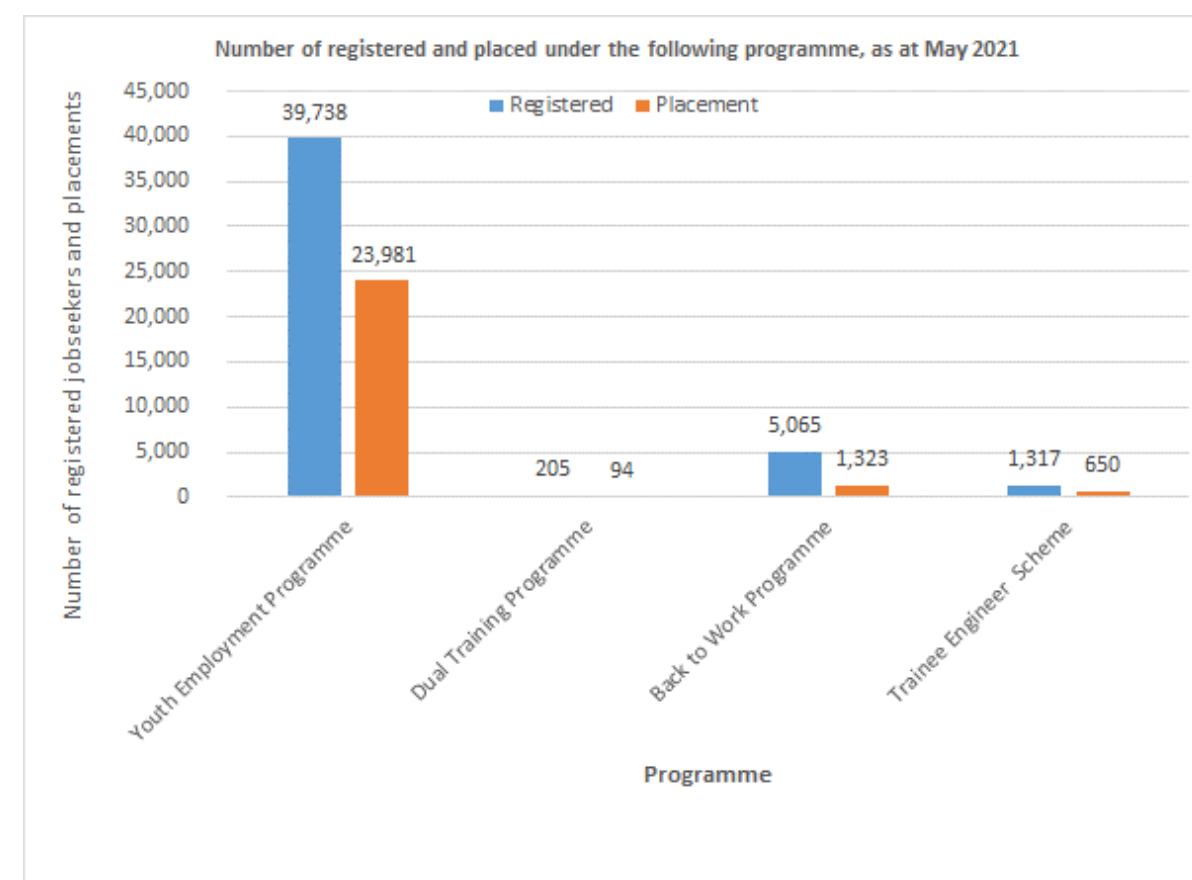
Profiling of unemployed jobseekers




Vacancies & Placement – Industrial Group



Training Programmes





Please Open To View

Fact Sheet on Labour Market Indicators: Human Resource Development and Training Division

Indicators	March - April 2021	May-21	Change	% Change
Registered jobseekers	54,154	53,458	-696	-1
Male	24,265	24,146	-119	0
Female	29,889	29,312	-577	-2
Registered unemployed jobseekers	32,266	32,132	-134	0
Male	12,206	12,394	188	2
Female	20,060	19,738	-322	-2
Registered In employment jobseekers	21,888	21,326	-562	-3
Male	12,059	11,752	-307	-3
Female	9,829	9,574	-255	-3
Registered unemployed professional jobseekers	2,725	2,718	-7	0
Male	886	911	25	3
Female	1,839	1,807	-32	-2
Registered unemployed youth jobseekers (16 - 35 years)	19,699	19,547	-152	-1
Male	7,969	8,052	83	1
Female	11,730	11,495	-235	-2
Registered new unemployed jobseekers	533	885	352	66
Male	255	498	243	95
Female	278	387	109	39
Registered unemployed jobseekers with disabilities	170	164	-6	-4
Male	113	107	-6	-5
Female	57	57	0	0
Vacancies notified or advertised	988	1,436	448	45
Employment Information Centres	981	1,334	353	36
Press	7	102	95	1,357
Jobseekers referred for vacancies notified	1,668	2,253	585	35
Male	834	1,089	255	31
Female	834	1,164	330	40
Jobseekers placed	232	333	101	44
Male	122	171	49	40
Female	110	162	52	47

For more information, visit the website of the Employment Division: <https://mauritiusjobs.govmu.org>

Fact Sheet on Labour Market Indicators: Statistics Mauritius

Indicators	2019	2020
Active Population (Labour Force)	591,000	570,100
Male	354,700	336,600
Female	236,300	233,500
Activity rate (%)	59.3	56.9
Male	73.1	69.3
Female	46.2	45.3
Employed population	551,300	517,900
Male	339,100	310,300
Female	212,200	207,600
Unemployed population	39,700	52,200
Male	15,600	26,300
Female	24,100	25,900
Unemployed with tertiary qualifications	9,300	8,400
Male	2,900	3,500
Female	6,400	4,900
Unemployed youth (16-35 years)	30,400	31,700
Male	12,600	14,900
Female	17,800	16,800
Unemployment rate (%)	6.7	9.2
Male	4.4	7.8
Female	10.2	11.1
	2019¹	2020²
GDP Growth Rate at market prices (%)	+3.0	-15.2
	2019	2020
The Headline Inflation Rate (%) for year and for twelve months ending	0.5	2.5

For more information, visit the website of Statistics Mauritius: <http://statsmauritius.govmu.org>

¹ Revised

² Forecast

SECTION I



Employment Service Monthly Bulletin – May 2021

1. Introduction

This is a monthly bulletin prepared by the Ministry of Labour, Human Resource Development and Training to present data on registered unemployed, vacancies, placements of jobseekers and work permits. This present issue refers to the month of May 2021 for the Island of Mauritius and Island of Rodrigues.

The data are compiled based on information collected at the thirteen Employment Information Centres (EICs) throughout the island and at the different units of the Employment Service Main Office.

Registered unemployed comprise new registrants, re-registrants and those maintaining their registration. “New registrants” refers to new jobseekers wishing to be placed on the live register of unemployed of the Employment Service. “Re-registrants” refers to those who have ceased registration for a period not exceeding two years, and come back to be re-admitted on the live register. If the break is more than two years then the case will be considered as a new one.

2. Registered jobseekers as at the end of May 2021

The total number of registered unemployed at the end of May 2021 stood at 32,132 (12,394 males and 19,738 females). These figures include laid off workers who are registered under the Workfare Programme.

In addition to registered unemployed, 21,326 jobseekers (11,752 males and 9,574 females), who though already in employment, were registered at the Employment Information Centres, in search of a better job.

Table 1 - Number of registered Unemployed and In Employment jobseekers by sex, as at end of May 2021

Registered Jobseekers	Male	Female	Both sexes
Unemployed	12,394	19,738	32,132
In Employment	11,752	9,574	21,326
Total	24,146	29,312	53,458

2.1 Distribution of registered unemployed by sex and age, qualification, length of registration, occupational group, district, locality and disability as at the end of May 2021

2.1.1 Distribution by sex and age (Tables 2 and 9)

The proportion of females among the registered unemployed was 61% against 39% for males. The proportion of registered unemployed aged between 16 and 29 years was 51% for males and 42% among females respectively. The mean age worked out to 33 years for male and 35 years for female jobseekers. The table below provides for the profile of registered unemployed jobseekers by age group.

Table 2 - Registered unemployed jobseekers by age group and sex, as at end of May 2021

Age group	Male		Female		Total	
	Number	%	Number	%	Number	%
16-29	6,355	51	8,343	42	14,698	46
30-34	1,469	12	2,676	14	4,145	13
35-39	1,168	9	2,583	13	3,751	12
40-44	1,079	9	2,673	14	3,752	12
45-49	777	6	1,782	9	2,559	8
50-54	627	5	912	5	1,539	5
55-65	919	7	769	4	1,688	5
Total	12,394	100	19,738	100	32,132	100

2.1.2 Distribution by qualification (Table 9)

Among the registered unemployed, some 28% have never been to school or did not pass the Certificate of Primary Education; while about 9% possessed the CPE as the only qualification. Another 27% have followed secondary education (Form I to V), without passing the School Certificate. The proportion of registered unemployed with SC, HSC and tertiary education were 18%, 9% and 8% respectively.

In general, female registered unemployed are more qualified than their male counterparts. The percentage of males and females who did not possess their Certificate of Primary Education was 33% and 25% respectively. On the other hand, 16% of males and 20% of females registered unemployed have attained the School Certificate, 7% of males and 11% of females the Higher School Certificate and 7% of males and 9% of females as professionals. The next table provides for the profile of registered unemployed jobseekers by qualification and sex.

Table 3 - Registered unemployed jobseekers by qualification and sex, as at end of May 2021

Qualification	Male		Female		Total	
	Number	%	Number	%	Number	%
Education Nil + Std VI Failed	4,120	33	5,017	25	9,137	28
Standard VI Passed	1,238	10	1,540	8	2,778	9
Form I to V (including SC failed)	3,349	27	5,277	27	8,626	27
SC	1,961	16	3,890	20	5,851	18
HSC	815	7	2,207	11	3,022	9
Professional	911	7	1,807	9	2,718	8
Total	12,394	100	19,738	100	32,132	100

2.1.3 Distribution by length of registration (Table 9)

Out of the 32,132 registered unemployed as at the end of May 2021, 28% have registered for less than one year and 16% have been registered for a period between one and three years. It is to be noted that 44% have been on the registration list for five years or more. On average, an unemployed has been in registration for 3.1 years. The average length of registration for females being slightly higher than that of males, 3.4 years compared to 2.8 years.

2.1.4 Number of registered unemployed & In employment by EICs & Gender (Table 10)

Table 10 provides for the number of registered Unemployed and In Employment jobseekers by EIC and sex, as at the end of May 2021.

2.1.5 Comparison with the previous month (Table 11)

Compared to April 2021, the number of registered unemployed has decreased by 134 from 32,266 from April 2021 to 32,132 for May 2021 (Table 11).

2.1.6 Distribution by occupational group (Table 12)

Registered unemployed are classified into occupational groups according to their previous work experience or their technical or professional qualifications. Among the 32,132 unemployed registrants, (25%) were classified as “Clerical Support Workers”, (21%) were classified as “Service and Sales Workers” and (16%) were engaged in “Elementary Occupations. About (4%) had never worked and did not possess any technical or professional qualifications while (7%) were classified as “Managers; Professionals”.

2.1.7 Geographical distribution (Tables 13 & 14)

Table 13 gives the distribution of registered unemployed by district and sex. An analysis of registered unemployed by locality shows that the region of Port Louis had the greatest number of registered unemployed (2,733) followed by Quatre Bornes and Curepipe (1,805 and 1,772 respectively). The lowest number of registered unemployed are at Tamarin (55), followed by Case Noyale (72) and Mont Roches with 86.

2.1.8 Registered unemployed with disabilities (Table 15)

Among the 32,132 unemployed registrants, 164 persons with disabilities were looking for work comprising of 107 males and 57 females. Table 15 gives the number of registered unemployed with disabilities by their type of disability.

2.2 New registration, re-registration and maintaining registration in May 2021

2.2.1 New registration

In May 2021, 885 persons (498 males and 387 females) have registered themselves as unemployed for the first time (Table 16). Compared to March - April 2021, the number of new unemployed registrants has increased by 352, from 533 for March - April 2021 to 885 for May 2021 (Table 17).

About 62% of the new registrants were aged between 16 and 29 years old and 14% were aged between 30 and 39 years old. Those aged 40 years and above amounted to 209 i.e. 24% (Table 18).

Among the new unemployed registrants, for the month of May 2021, 541 (61%) have never been to school or have attained only primary school level. Of these 121 (22%) have achieved the Certificate of Primary Education. Some 8% have followed the secondary education without passing the School Certificate; 10% had the School Certificate and 15% possessed the Higher School Certificate as their highest qualification. Among the new registrants, 49 were holders of professional qualifications (Table 18).

Out of the 885 new registrants, 73 persons had neither worked before nor undergone any technical or professional training. Some 17% had previous work experience or were qualified to work as “Clerical Support Workers” and 21% of the new unemployed registrants were classified under “Service and sales workers”. About 18% had been engaged in “Elementary Occupations”. Among the new registered unemployed, 67 (8%) had work experience or were qualified as “Managers; Professionals” (Table 19).

2.2.2 *Re-registration and maintaining registration*

The total number of re-registration for the month of May 2021 stood at 1,062 (546 males and 516 females). A total of 7,432 unemployed persons (2,666 males and 4,766 females) reported to the Employment Information Centres to maintain their registration (Table 16).

3. **In employment and seeking another job**

During the month of May 2021, 770 persons who, though already in employment, registered themselves at the Employment Information Centres in search of better jobs. Among them, 152 (96 males and 56 females) were new registrants and 618 (391 males and 227 females) were re-registrants (Table 20).

There were also 4,989 registrants, in employment, who reported to the Employment Information Centres to maintain their registration; comprising 2,703 males and 2,286 females.

4. **De-Registration**

De-Registration refers to jobseekers who fail to maintain their registration during the month and consequently their applications are removed from the live register and placed in a dormant register.

During the month of May 2021, 3,271 jobseekers have de-registered their application as jobseeker, out of which 1,886 were unemployed jobseekers and 1,385 as in employment jobseekers (Table 21).

5. **Vacancies**

In May 2021, vacancies notified to the Employment Information Centres numbered to 1,334. The highest number of vacancies being 449 was advertised in the “Manufacturing” sector (Table 22).

A total of 102 vacancies has been notified in the press during the month of May 2021. The highest of the vacancies were from ‘Education’ sector with 38 vacancies (Table 23).

Overall, the total number of vacancies notified for the month of May 2021 was 1,436. The next table provides for the number of vacancies notified in May 2021.

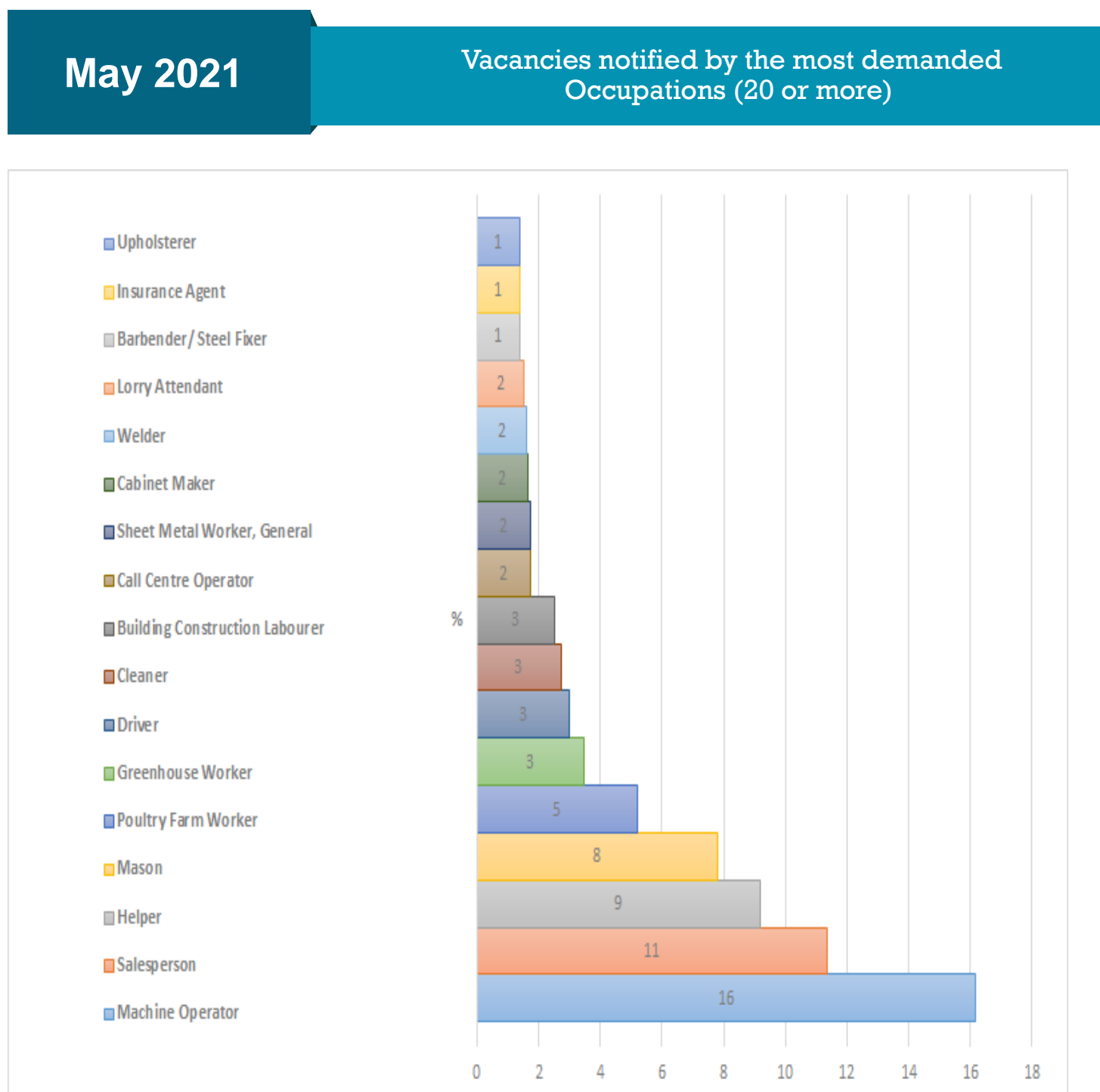
Table 4 - Number of vacancies notified in May 2021

Notification	Male	Female	Either male or female	Total
EICs	547	52	735	1,334
Press	0	0	102	102
Total	547	52	837	1,436

Table 24 shows the distribution of vacancies by industry and skill level. Compared to March - April 2021, the number of vacancies for the month of May 2021 has increased by 448 as shown in Table 25.

The next table provides for the number of vacancies notified by the most demanded occupations in May 2021.

Table 4a:



The most demanded vacancies in May 2021 represent 16% of the vacancies for Machine Operator, 11% for Salesperson and 9% for Helper.

6. Workfare Programme

The role of the Employment Service is to facilitate redeployment of laid-off workers for those who have opted for job placement. The laid off workers are eligible to a Transitional Unemployment Benefit (TUB) for a period of maximum 12 months.

The number of laid-off workers still registered under the Workfare Programme as at 31 May 2021 stood at 10,037 (4980 Male, 5057 female).

For the month of May 2021, 610 laid off workers (379 Male, 231 Female) were registered. 18 laid off workers (11 Male, 7 Female) were placed during the same month.

Table 5 - Laid off workers registered and redeployed for the month of May 2021

Reported to Employment Service for Redeployment			Redeployed		
Male	Female	Total	Male	Female	Total
379	231	610	11	7	18

NOTE: The lock down due to resurgence of COVID-19 since 10 March 2021 was lifted in the beginning of May. However, certain localities in the country were still in Red zones. This explains the higher figures for registration and redeployment in May 2021 as compared to the figures for April 2021.

7. Magazine de L'Emploi et des Metiers



During the month of May 2021, 4 programmes consisting of 301 vacancies were broadcast.

Due to Covid 19 pandemic sanitary restrictions, reportages were not carried out.

19 jobseekers including 15 male and 4 female were placed during the said month.

Since the start of the programme on 21 March 2007, the number of jobseekers placed has reached 10,881.

Table 6 - Statistics on Magazine de L'Emploi et des Metiers as at 30 May 2021

Number of programmes broadcast	852
Number of vacancies broadcast	173,436
Number of placement	10,881

8. The website of Employment Service: <https://mauritiusjobs.govmu.org>



The website <https://mauritiusjobs.govmu.org> was launched in June 2014. The objective of the website is as follows:

- To have a dedicated and state of the art interactive website for jobseekers and employers that will be more user-friendly and responsive.
- To incorporate overseas vacancies notified in the context of the International Organization for Migration (IOM).
- To provide a quicker search engine both for jobseekers and employers.

The Benefits of the Website are:

- Jobseekers can view latest vacancies both local and abroad
- Jobseekers can apply for jobs directly
- Employers can upload their vacancies and effect quick search for potential candidates.
- Employers can view profiles of candidates, CVs, references and qualifications.
- Free of cost and accessible to intended users even on smart phones, tablets and laptops and will be linked to all the other related stakeholders dealing with employment issues.

Table 7 - Statistics on the website

Type of statistics	For the month of May 2021	As at the end of May 2021
Number of jobseekers registered	389 (177 males and 212 females)	43,546
Number of employers registered	24	4,466
Number of vacancies posted	177	23,245
Number of jobseekers placed	3(3 males)	285

9. Youth Employment Programme, Dual Training Programme and Back to Work Programme



9.1 The Youth Employment Programme (YEP) which started in 2013 is meant for unemployed youth aged between 16 and 35 years and provides them with training and placement in an enterprise for an initial period of one year with the possibility of one additional year of placement with another enterprise. The Programme provides for the payment of a monthly stipend to the youth as follows:

HSC : Rs 8,000
 Diploma : Rs 10,000
 Graduates: Rs 15,000

50% of the stipend is refunded to the employer by Government as well as 50% of the training cost up to a maximum of Rs 7,500 per youth.

Since December 2015, the YEP has been extended to the public sector.

According to the YEP Secretariat, there is a total number of 39,738 (17,156 males and 22,582 females) youth registered with YEP as at 31 May 2021.

The number of Employers registered with YEP is 6,416, out of which 42% are actively participating in the recruitment process.

The number of jobseekers placed in companies through the YEP as at 31 May 2021 is 23,981 (10,826 males and 13,155 females). 82 jobseekers (25 males and 57 females) were placed in the private sector out of which 39% in “*Professional, scientific and technical activities*” sector, 12% in “*Manufacturing*” sector and 9% in “*Wholesale and retail trade, Financial and insurance activities*” and “*Financial and insurance activities*” sectors respectively (Table 26). 19 jobseekers (9 males and 10 females) were placed in the public sector during the month of May 2021.



9.2 The Dual Training Programme (DTP), launched in June 2015 provides for unemployed Mauritians to follow a Diploma or Degree Course with a tertiary institution registered with either the Tertiary Education Commission or the Mauritius Qualifications Authority in fields required by the labour market, with placement in an enterprise. Under the Programme, trainees will be paid a monthly stipend of Rs 6,000 for a maximum period of three years. As for employers, they will be refunded 50% of the course fees or Rs 50,000 whichever is the lower, per year per trainee as well as the stipend for a maximum of three years. After satisfactory completion of the course, the trainees may be employed.

According to the DTP secretariat, 46 companies have registered in the DTP and have enrolled 205 trainees, out of which 90 males and 115 females, at the end of May 2021. 144 trainees, out of which 57 males and 87 females have already completed their training programme. Another group of 61 trainees, out of which 33 males and 28 females are following different courses such as BTS Assistant de Gestion, BTS Services Informatiques aux Organisations and Technician Diploma in Mechanical and Electrical Engineering. The training institutions are Université des Mascareignes and MCCI Business School. 94 trainees have obtained permanent jobs after completion of the training.



9.3 The Back to Work Programme (BTWP) which was launched in June 2015 is meant for women above 35 years of age to enable them take up or resume employment. The Programme provides for the placement of women in a job for an initial period of one year following which they might be employed. During the placement period, the women will be paid a stipend of Rs 5,000 and will get the opportunity of following training in a registered institution. Employers enrolling women on placement under the Programme will be refunded the training cost up to a maximum of Rs 7,500 per woman as well as the stipend for the placement period.

According to the BTWP secretariat, as at the end of May 2021, 796 employers are registered in the programme, out of which 38% participated actively. 5,065 women are registered in the programme and 1,323 have been placed, out of which 32% in the “*Wholesale and trade*” sector and 25% in the “*Manufacturing*” sector. 665 women have obtained permanent jobs after completion of their placement.

For the month of May 2021, 18 women and 2 employers have registered for the first time, while 5 women were placed.

In addition, to further empower those women, technical courses are currently being dispensed to them by MITD. The courses are fully sponsored by this Ministry and a stipend of Rs 6,000 are paid to them at the end of the course. As at December 2020, some 193 unemployed women under the BTWP have been trained in Bakery/Pastry, Beauty Therapy, Hairdressing, Care of the Elderly and Disabled, Early Childhood care and Flower Arrangements.



9.4 Government has found that there is a bottleneck regarding pre- registration of engineers at the Council of Registered Professional Engineers (CRPE). The requirements of two years practical training under the supervision of professional engineers could not be entertained for lack of training possibilities for our graduates in engineering.

Government thus announced a special scheme in the Budget Programme 2016-2017, for the placement of trainee engineers.

The objective of the TES is to enable Graduates in engineering to qualify for registration with the Council of Registered Professional Engineers of Mauritius and to operate as full-fledged engineers.

The requirements for enlistment of trainees for the Trainee Engineer Scheme: Degree holders in engineering plus eligibility certificate stage 1 from the Council of Registered Professional Engineer.

As at 31 May 2021, the number of applications received for the scheme was 1,317 (981 males and 336 females). The number of placements effected in the public sector was 417 (331 males and 86 females) and in the private sector was 233 (174 males and 59 females). Most placements were made in the following fields: 49% in *“Civil Engineering”*, 21% in *“Mechanical Engineering”* and 15% in *“Electrical and Electronics”*

17 employers of the public sector and 47 of the private sector are participating in the scheme as at 31 May 2021; while the number of placements for the month of May 2021 stood at 23 trainees including 12 in the public sector (11 males and 1 female) and 11 in the private sector (9 males and 2 females).

10. Job Placement

10.1 Placement is made according to the job requirements of employers. For the month of May 2021, 1,334 vacancies have been processed by the Employment Information Centres and 2,253 registrants were referred for employment by the latter. Out of the 2,253 (1,089 males and 1,164 females) referred jobseekers, 351 declined job offers, 264 failed to report to employers and 1,054 were not selected. There were 164 registrants who reported that they have been employed

and the result of referral for 420 remaining applicants was not yet known. For the month of May 2021, placement has been effected for about 12% of the vacancies processed (Table 27).

As regards placement in the public sector, 5 vacancies have been reported for which 139 jobseekers have been referred and no jobseeker has been placed for previous vacancies.

Furthermore, 18 persons registered under the Workfare Programme have been placed, 19 persons through the TV programme “Magazine de L’Emploi et des Metiers”, 3 persons through the Job Management System, 101 persons through the Youth Employment Programme, 5 persons through the Back to Work Programme and 23 persons through the Trainee Engineer Scheme. Thus, the total number of placements, for the month of May 2021, amounted to 333 (Table 28) and as shown below.

Table 8 - Type of placements by sex, May 2021

Type of Placement	Male		Female		Total	
	Number	%	Number	%	Number	%
EIC	88	51	76	47	164	49
Public Sector	0	0	0	0	0	0
Workfare Programme	11	6	7	4	18	5
Magazine de L’Emploi et des metiers	15	9	4	2	19	6
Job Management System	3	2	0	0	3	1
Youth Employment Programme	34	20	67	41	101	30
Back to Work Programme	0	0	5	3	5	2
Dual Training Programme	0	0	0	0	0	0
Trainee Engineer Scheme	20	12	3	2	23	7
Total	171	100	162	100	333	100

10.2 The disparity between the number of vacancies reported and the number of persons placed can be explained by unwillingness of job seekers to accept job offers and also by some criteria set by the employers. Some jobseekers refused job offers because of the conditions of work e.g. low salary, overtime or night duty. Most of the jobseekers refused the jobs offered to them as they are looking for public sector jobs. For some vacancies no suitable candidates were available.

In some cases, employers were not satisfied with referred candidates and consequently the vacancies were filled by the employers themselves. Some candidates were not selected by employers as according to the latter they were not suitable for the work or lack previous experience. Employers were

not willing to offer higher salaries, thus the jobseekers who were looking for a better pay were not selected by the employers.

10.3 A breakdown of placements by industrial group shows that the majority of the placements made were in the “*Manufacturing*” sector (57) and 36 for “*Wholesale & retail trade; repair of motor vehicles, motorcycles & personal and household good*” sector. The remaining placements were effected in companies engaged in other activities (Table 28).

11. Work Permits and Certificates of Exemption

For the month of May 2021, the number of new work permits issued was 175 (165 males and 10 females). The majority of the new work permits issued was for the “Manufacturing” sector (94) followed by “Construction” sector with 77. Out of the 175 new work permits issued, 84 were allocated to Bangladeshi workers, 62 to Indian workers and 16 to Chinese workers (Tables 29, 31 & 32).

The number of work permits renewed for the month of May 2021 amounted to 1,029 (831 males and 198 females) out of which 643 were for the “Manufacturing” sector and 282 for the “Construction” sector (Table 30 and 32). The majority of the work permits renewed were for Bangladeshi, Indian and Malagasy workers with 701, 237 and 40 work permits respectively as shown in Table 31.

The number of valid work permits and Certificates of exemption as at the end of May 2021 stood at 41,343 (34,777 males and 6,566 females). Most of the foreign workers in Mauritius were working in the “Manufacturing” sector (58%) followed by “Construction” sector with 29%. (Tables 33).

The countries of origin for the valid work permits and certificates of exemption are given in Table 34. 51% of the valid work permits and Certificates of exemption were for Bangladeshi workers, while 31% of the expatriates came from India.

Date: 10 December, 2021
Employment Service Main Office
Level 11,
Victoria House,
C/R, Barracks and St. Louis Streets
Port Louis.
Tel : 405 0100
Email: lmunit@govmu.org
Website: <https://mauritiusjobs.govmu.org>

Table 9 - Number of registered unemployed by qualification, length of registration, sex and age-group, as at end of May 2021

	Age-group Length of Registration	Male					Female					Both sexes				
		16 - 19	20 - 29	30 - 39	40+	Total	16 - 19	20 - 29	30 - 39	40+	Total	16 - 19	20 - 29	30 - 39	40+	Total
Education Nil +Std VI Failed	Less than 1 year	106	435	373	998	1,912	78	393	413	1,146	2,030	184	828	786	2,144	3,942
	1 yr but < 2 yrs	17	89	52	122	280	13	81	128	162	384	30	170	180	284	664
	2 yrs but < 3 yrs	1	99	46	95	241	1	47	94	243	385	2	146	140	338	626
	3 yrs but < 4 yrs	1	67	37	76	181	0	48	88	114	250	1	115	125	190	431
	4 yrs but < 5 yrs	0	53	42	80	175	0	43	64	106	213	0	96	106	186	388
	5 yrs and above	0	170	391	770	1,331	0	68	504	1,183	1,755	0	238	895	1,953	3,086
	Total	125	913	941	2,141	4,120	92	680	1,291	2,954	5,017	217	1,593	2,232	5,095	9,137
Standard VI (passed)	Less than 1 year	71	154	60	104	389	50	116	60	100	326	121	270	120	204	715
	1 yr but < 2 yrs	16	42	19	9	86	6	42	27	23	98	22	84	46	32	184
	2 yrs but < 3 yrs	1	54	13	4	72	0	50	33	25	108	1	104	46	29	180
	3 yrs but < 4 yrs	2	38	15	8	63	0	32	23	22	77	2	70	38	30	140
	4 yrs but < 5 yrs	0	49	8	15	72	0	39	22	14	75	0	88	30	29	147
	5 yrs and above	0	168	188	200	556	0	112	280	464	856	0	280	468	664	1,412
	Total	90	505	303	340	1,238	56	391	445	648	1,540	146	896	748	988	2,778
Form I to V (including SC failed)	Less than 1 year	256	364	105	133	858	209	272	120	131	732	465	636	225	264	1,590
	1 yr but < 2 yrs	56	193	17	21	287	44	179	47	46	316	100	372	64	67	603
	2 yrs but < 3 yrs	3	262	21	18	304	3	216	78	59	356	6	478	99	77	660
	3 yrs but < 4 yrs	0	207	18	17	242	1	204	78	61	344	1	411	96	78	586
	4 yrs but < 5 yrs	0	172	23	17	212	0	171	61	36	268	0	343	84	53	480
	5 yrs and above	0	541	521	384	1,446	0	605	1,275	1,381	3,261	0	1,146	1,796	1,765	4,707
	Total	315	1,739	705	590	3,349	257	1,647	1,659	1,714	5,277	572	3,386	2,364	2,304	8,626

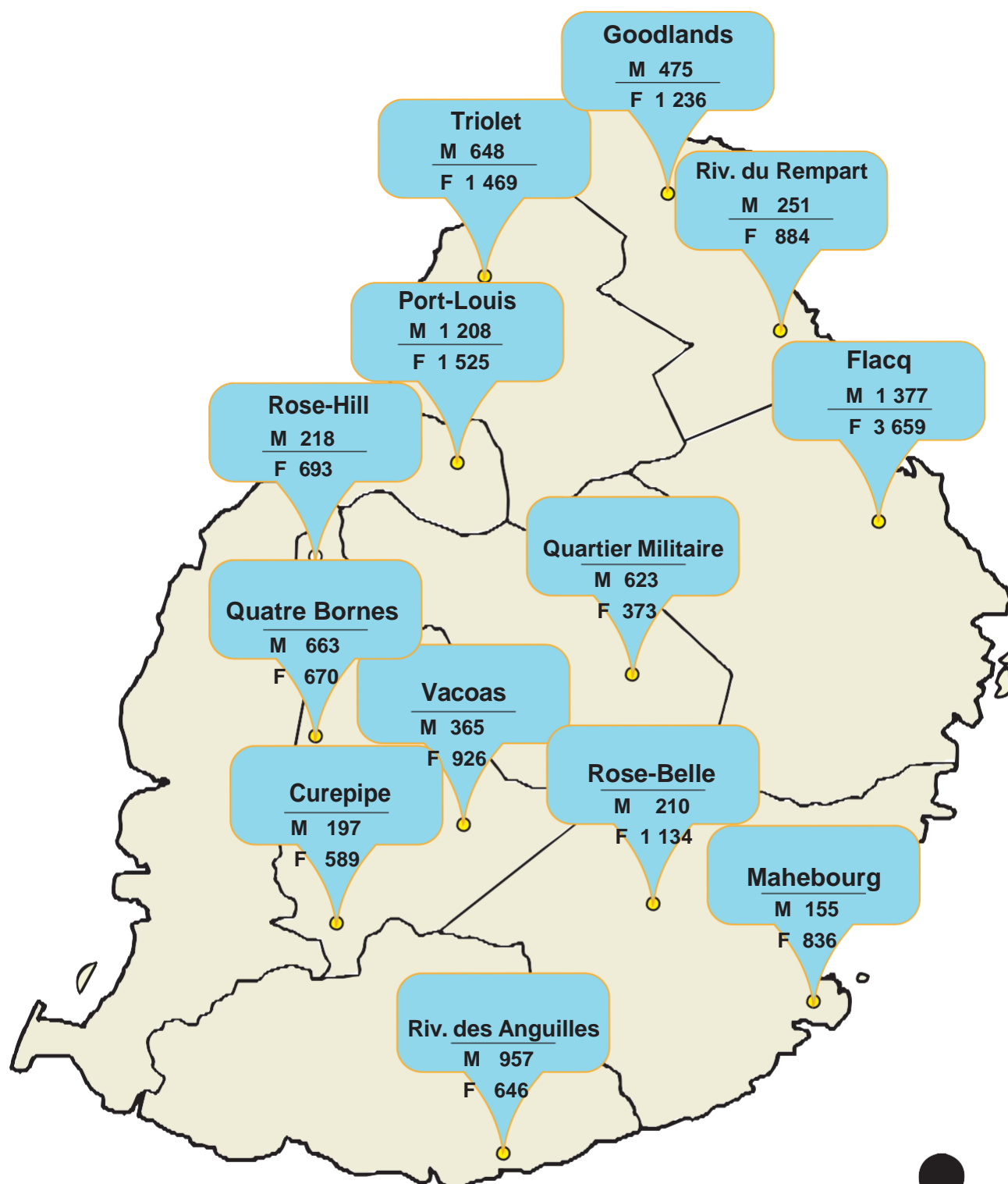
Table 9 (cont'd) - Number of registered unemployed by qualification, length of registration, sex and age-group, as at the end of May 2021

Qualification	Age-group Length of Registration	Male					Female					Both sexes				
		16 - 19	20 - 29	30 - 39	40+	Total	16 - 19	20 - 29	30 - 39	40+	Total	16 - 19	20 - 29	30 - 39	40+	Total
SC	Less than 1 year	123	312	48	63	546	164	354	78	103	699	287	666	126	166	1,245
	1 yr but < 2 yrs	15	173	6	7	201	42	213	24	15	294	57	386	30	22	495
	2 yrs but < 3 yrs	1	222	11	8	242	2	248	32	23	305	3	470	43	31	547
	3 yrs but < 4 yrs	0	184	11	12	207	0	239	37	27	303	0	423	48	39	510
	4 yrs but < 5 yrs	0	120	14	8	142	0	165	29	19	213	0	285	43	27	355
	5 yrs and above	0	301	216	106	623	0	687	903	486	2,076	0	988	1,119	592	2,699
	Total	139	1,312	306	204	1,961	208	1,906	1,103	673	3,890	347	3,218	1,409	877	5,851
HSC	Less than 1 year	19	180	22	11	232	52	315	24	21	412	71	495	46	32	644
	1 yr but < 2 yrs	6	77	2	3	88	21	211	11	3	246	27	288	13	6	334
	2 yrs but < 3 yrs	0	95	4	2	101	0	274	10	4	288	0	369	14	6	389
	3 yrs but < 4 yrs	0	82	5	2	89	0	209	9	2	220	0	291	14	4	309
	4 yrs but < 5 yrs	0	77	6	0	83	0	192	9	0	201	0	269	15	0	284
	5 yrs and above	0	137	73	12	222	0	551	247	42	840	0	688	320	54	1,062
	Total	25	648	112	30	815	73	1,752	310	72	2,207	98	2,400	422	102	3,022
Professional	Less than 1 year	1	214	68	47	330	1	348	57	28	434	2	562	125	75	764
	1 yr but < 2 yrs	0	42	7	6	55	1	123	9	3	136	1	165	16	9	191
	2 yrs but < 3 yrs	0	57	16	6	79	0	128	12	4	144	0	185	28	10	223
	3 yrs but < 4 yrs	0	47	6	4	57	0	114	13	1	128	0	161	19	5	185
	4 yrs but < 5 yrs	0	55	12	2	69	0	155	15	2	172	0	210	27	4	241
	5 yrs and above	0	128	161	32	321	0	411	345	37	793	0	539	506	69	1,114
	Total	1	543	270	97	911	2	1,279	451	75	1,807	3	1,822	721	172	2,718
Grand total		695	5,660	2,637	3,402	12,394	688	7,655	5,259	6,136	19,738	1,383	13,315	7,896	9,538	32,132

Table 10 - Number of registered Unemployed and In Employment jobseekers by EIC and workfare by sex, as at end of May 2021

EIC ¹	Unemployed			In Employment			Total		
	Male	Female	Both sexes	Male	Female	Both sexes	Male	Female	Both sexes
Curepipe	197	589	786	505	398	903	702	987	1,689
Flacq	1,377	3,659	5,036	2,137	1,401	3,538	3,514	5,060	8,574
Goodlands	475	1,236	1,711	961	774	1,735	1,436	2,010	3,446
Mahebourg	155	836	991	817	682	1,499	972	1,518	2,490
Port Louis	1,208	1,525	2,733	1,086	718	1,804	2,294	2,243	4,537
Quartier Militaire	623	373	996	1,198	1,213	2,411	1,821	1,586	3,407
Quatre Bornes	663	670	1,333	427	449	876	1,090	1,119	2,209
Riviere des Anguilles	957	646	1,603	803	633	1,436	1,760	1,279	3,039
Riviere du Rempart	251	884	1,135	603	452	1,055	854	1,336	2,190
Rose Belle	210	1,134	1,344	1,266	1,041	2,307	1,476	2,175	3,651
Rose Hill	218	693	911	414	427	841	632	1,120	1,752
Triolet	648	1,469	2,117	996	831	1,827	1,644	2,300	3,944
Vacoas	365	926	1,291	539	555	1,094	904	1,481	2,385
Workfare	5,047	5,098	10,145	0	0	0	5,047	5,098	10,145
Total	12,394	19,738	32,132	11,752	9,574	21,326	24,146	29,312	53,458

Number of registered Unemployed jobseekers by EIC by sex at end of May 2021



source: Table 10



Table 11 - Change in number of registered unemployed by age-group & sex, April - May 2021

Age-group (years)	April 2021			May 2021			Change		
	Male	Female	Both sexes	Male	Female	Both sexes	Male	Female	Both sexes
16 - 19	683	710	1,393	695	688	1,383	12	-22	-10
20 -29	5,645	7,812	13,457	5,660	7,655	13,315	15	-157	-142
30 -39	2,572	5,361	7,933	2,637	5,259	7,896	65	-102	-37
40+	3,306	6,177	9,483	3,402	6,136	9,538	96	-41	55
Total	12,206	20,060	32,266	12,394	19,738	32,132	188	-322	-134

Table 12 - Number of registered unemployed by occupational group and sex, as at end of May 2021

Occupational group	Male	Female	Both sexes
Managers	206	125	331
Professionals	525	1,258	1,783
Technicians & Associate Professionals	982	1,349	2,331
Clerical Support Workers	2,156	5,950	8,106
Service and Sales Workers	2,315	4,545	6,860
Skilled Agricultural, Forestry & Fishery Workers	227	93	320
Craft & Related Trades Workers	2,032	807	2,839
Plant & Machinery Operators & Assemblers	1,433	1,695	3,128
Elementary Occupation	2,085	3,053	5,138
New Workers Seeking Employment	433	863	1,296
Total	12,394	19,738	32,132

Figure 1 - Registered unemployed (%) by educational attainment, as at end of May 2021

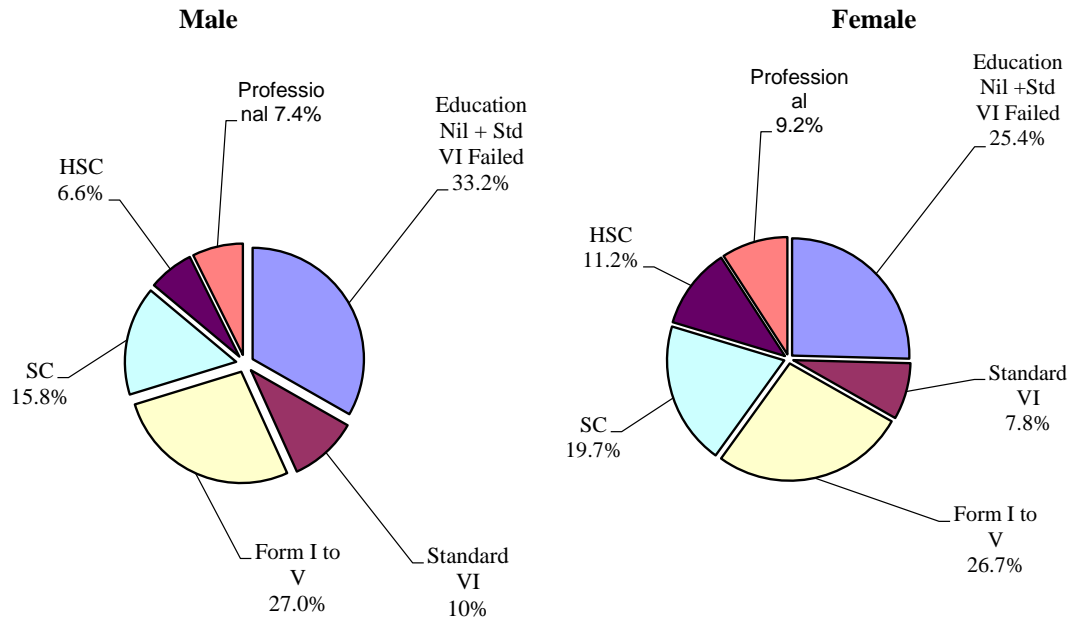


Figure 2 - Number of registered unemployed by age group & sex, as at end of May 2021

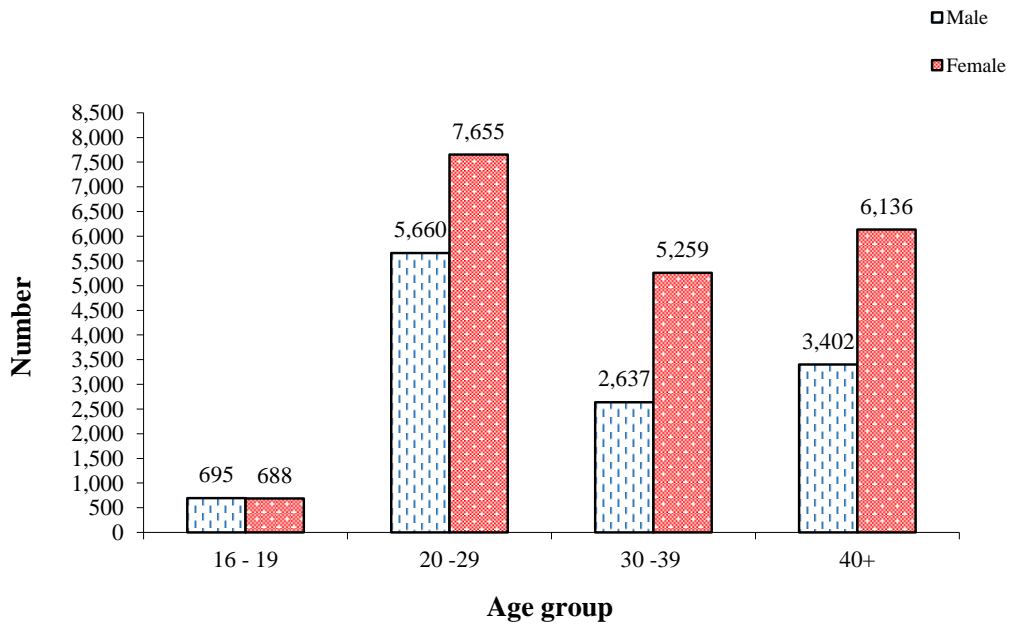


Table 13 - Number of registered unemployed by district & sex, as at end of May 2021

District	Male	Female	Both sexes
Port Louis	1,208	1,525	2,733
Black River	384	522	906
Plaine Wilhems	3,157	4,113	7,270
Pamplemousses	2,211	3,077	5,288
Rivière du Rempart	761	1,229	1,990
Moka	523	955	1,478
Flacq	2,225	4,427	6,652
Grand Port	1,121	2,307	3,428
Savanne	804	1,583	2,387
Total	12,394	19,738	32,132

Table 14 - Number of registered unemployed by locality & sex, as at end of May 2021

Locality	Male	Female	Both sexes
Baie Du Cap	29	57	86
Bambous	192	243	435
Beau Bassin	291	359	650
Bel Air	380	776	1,156
Belle Vue Maurel	122	210	332
Bramsthan	180	375	555
Brisee Verdiere	222	399	621
Camp de Masque Pave	110	246	356
Camp Diable	62	99	161
Canot	39	65	104
Case Noyale	33	39	72
Central Flacq	307	557	864
Chemin Grenier	200	329	529
Cottage	93	129	222
Curepipe	768	1004	1,772

Table 14 (cont'd) - Number of registered unemployed by locality & sex, as at end of May 2021

Locality	Male	Female	Both sexes
Dagotiere	83	112	195
Fond Du Sac	103	139	242
Goodlands	229	328	557
Grand Bay	163	181	344
Grand Bois	92	272	364
Grand Gaube	89	113	202
Grand River South East	40	74	114
Grande Riviere Noire	0	0	0
L'Escalier	110	182	292
La Rosa	187	385	572
Lallmatie	187	438	625
Laventure	54	159	213
Long Mountain	150	272	422
Mahebourg	253	498	751
Mare La Chaux	207	424	631
Medine	104	190	294
Moka	39	60	99
Mont Roches	35	51	86
Montagne Blanche	76	167	243
Old Grand Port	62	130	192
Pamplemousses	299	430	729
Petit Raffray	113	196	309
Petite Riviere	87	134	221
Phoenix	188	269	457
Piton	95	127	222
Plaine des Papayes	205	265	470
Plaine Magnien	128	223	351
Pointe aux Piments	103	118	221

Table 14 (cont'd) - Number of registered unemployed by locality & sex, as at end of May 2021

Locality	Male	Female	Both sexes
Port Louis	1,208	1,525	2,733
Poste de Flacq	128	248	376
Poudre d'Or Hamlet	72	128	200
Poudre d'Or Village	58	109	167
Quartier Militaire	90	216	306
Quatre Bornes	856	949	1,805
Quatre Soeurs	111	223	334
Riviere des Creoles	49	77	126
Riviere des Anguilles	162	353	515
Riviere du Poste	57	140	197
Riviere du Rempart	245	374	619
Roche Noires	96	177	273
Rose Belle	245	559	804
Rose Hill	366	521	887
Sebastopol	93	198	291
Souillac	181	370	551
St. Hubert	52	94	146
St. Julien d'Hotman	55	106	161
St. Pierre	180	295	475
Tamarin	23	32	55
Terre Rouge	362	400	762
Triolet	375	608	983
Trois Boutiques	61	133	194
Trou d'Eau Douce	102	120	222
Vacoas	658	959	1,617
Total	12,394	19,738	32,132

Table 15 - Number of registered unemployed with disabilities by nature of disability and sex, as at end of May 2021

Nature of disability	Male	Female	Both sexes
Abnormal movement of body parts	9	6	15
Albino	0	1	1
Blind	0	1	1
Crippled	1	2	3
Deaf	2	3	5
Deaf and Dumb	4	0	4
Deformation of body parts since birth	17	7	24
Disabled following surgical operation or illness	9	6	15
Disabled due to accident	8	4	12
Dumb	1	1	2
Dwarf	1	0	1
Epileptic	9	2	11
Lame	4	1	5
Mental illness	6	3	9
Mentally retarded	22	6	28
Partly blind	5	3	8
Partly deaf	4	7	11
Stammer	5	4	9
Total	107	57	164

Table 16 - Number of UNEMPLOYED new registrants, re-registrants and those who reported for maintaining their registration by Employment Information Centre & sex, May 2021

Employment Information Centre	New registrants			Re-registrants			Those who reported for maintaining their registration		
	Male	Female	Both sexes	Male	Female	Both sexes	Male	Female	Both sexes
Curepipe	17	12	29	25	17	42	42	99	141
Flacq	48	54	102	50	82	132	275	825	1,100
Mahebourg	13	18	31	8	18	26	39	162	201
Goodlands	28	35	63	35	42	77	111	268	379
Port Louis	65	56	121	50	49	99	138	245	383
Quartier Militaire	19	16	35	22	28	50	52	155	207
Quatre Bornes	43	33	76	50	24	74	76	153	229
Riv. Des Anguilles	3	3	6	2	0	2	145	288	433
Riv. Du Rempart	18	11	29	19	20	39	67	202	269
Rose Belle	20	12	32	22	31	53	80	270	350
Rose Hill	10	25	35	26	43	69	47	109	156
Triolet	36	24	60	44	34	78	124	289	413
Vacoas	14	14	28	26	29	55	84	150	234
Workfare	164	74	238	167	99	266	1386	1551	2,937
Total	498	387	885	546	516	1,062	2,666	4,766	7,432

Table17 - Change in the number of new unemployed registrants by educational attainment and sex, March to April 2021 - May 2021

Education Level	March - April 2021			May 2021			Change		
	Male	Female	Both sexes	Male	Female	Both sexes	Male	Female	Both sexes
Education Nil+Std VI (failed)	104	95	199	251	169	420	147	74	221
Standard VI (passed)	30	30	60	76	45	121	46	15	61
Form I to V (including SC failed)	40	38	78	31	44	75	-9	6	-3
SC (including HSC failed)	24	35	59	40	48	88	16	13	29
HSC	19	25	44	71	61	132	52	36	88
Professional	38	55	93	29	20	49	-9	-35	-44
Total	255	278	533	498	387	885	243	109	352

Table 18 - Number of new unemployed registrants by educational attainment, sex and age group, May 2021

Age group Education level	Male					Female					Both sexes				
	16 - 19	20 - 29	30 - 39	40+	Total	16 - 19	20 - 29	30 - 39	40+	Total	16 - 19	20 - 29	30 - 39	40+	Total
Education Nil+Std VI (failed)	29	67	44	111	251	17	55	38	59	169	46	122	82	170	420
Standard VI (passed)	29	32	6	9	76	21	16	8	0	45	50	48	14	9	121
Form I to V (including SC failed)	1	27	2	1	31	5	35	3	1	44	6	62	5	2	75
SC (including HSC failed)	0	28	7	5	40	0	39	5	4	48	0	67	12	9	88
HSC	25	37	5	4	71	22	34	2	3	61	47	71	7	7	132
Professional	11	8	2	8	29	6	8	2	4	20	17	16	4	12	49
Total	95	199	66	138	498	71	187	58	71	387	166	386	124	209	885

Table 19 - Number of new unemployed registrants by occupational group and sex, May 2021

Occupational group	Male	Female	Both sexes
Managers	11	3	14
Professionals	32	21	53
Technicians & Associate Professionals	44	40	84
Clerical support workers	64	84	148
Service & sales workers	83	100	183
Skilled agricultural, forestry & fishery workers	5	1	6
Craft & related trades workers	90	7	97
Plant & machine operators & assemblers	57	9	66
Elementary occupations	84	77	161
New workers seeking employment	28	45	73
Total	498	387	885

Table 20 - Number of IN EMPLOYMENT new registrants, re-registrants and those who reported for maintaining their registration by Employment Information Centre & sex, May 2021

Employment Information Centre	New registrants			Re-registrants			Those who reported for maintaining their registration		
	Male	Female	Both sexes	Male	Female	Both sexes	Male	Female	Both sexes
Curepipe	7	6	13	23	10	33	106	95	201
Flacq	17	11	28	72	38	110	503	318	821
Mahebourg	4	5	9	29	10	39	192	191	383
Goodlands	9	5	14	36	14	50	219	186	405
Port Louis	6	3	9	45	18	63	209	162	371
Quartier Militaire	16	4	20	46	30	76	262	269	531
Quatre Bornes	5	4	9	21	13	34	88	110	198
Riv. Des Anguilles	1	0	1	3	1	4	231	187	418
Riv. Du Rempart	3	1	4	12	18	30	150	96	246
Rose Belle	4	4	8	28	13	41	303	276	579
Rose Hill	4	0	4	18	20	38	87	93	180
Triolet	19	9	28	35	33	68	234	180	414
Vacoas	1	4	5	23	9	32	119	123	242
Total	96	56	152	391	227	618	2,703	2,286	4,989

Table 21 - Number of Unemployed and In Employment jobseekers de-registered by EIC and sex, for the month of May 2021

EIC¹	Unemployed			In Employment			Total		
	Male	Female	Both sexes	Male	Female	Both sexes	Male	Female	Both sexes
Curepipe	61	42	103	30	50	80	91	92	183
Flacq	242	119	361	64	129	193	306	248	554
Goodlands	83	49	132	44	72	116	127	121	248
Mahebourg	68	30	98	46	58	104	114	88	202
Port Louis	133	103	236	49	95	144	182	198	380
Quartier Militaire	63	30	93	96	78	174	159	108	267
Quatre Bornes	107	72	179	41	29	70	148	101	249
Riviere du Rempart	49	51	100	22	28	50	71	79	150
Rose Belle	67	37	104	59	84	143	126	121	247
Rose Hill	84	69	153	43	43	86	127	112	239
Triolet	105	91	196	58	103	161	163	194	357
Vacoas	84	47	131	32	32	64	116	79	195
Total	1,146	740	1,886	584	801	1,385	1,730	1,541	3,271

¹ Employment Information Centre

Table 22 - Number of vacancies notified in EICs¹ by industrial group and sex, May 2021

Industrial group	Male	Female	Either male or female	Total
Agriculture, hunting, forestry and fishing	81	11	142	234
Manufacturing	147	4	298	449
<i>of which: Textile</i>	2	0	59	61
<i>Wearing apparel</i>	40	0	159	199
Construction	162	0	10	172
Wholesale & retail trade; repair of m/vehicles, motorcycles & personal & household goods	114	17	206	337
Hotels and restaurants	2	0	9	11
Transport, storage and communications	7	0	0	7
Financial intermediation	0	1	23	24
Real estate, renting and business activities	4	0	10	14
Information technology	0	0	4	4
Health and social work	0	2	6	8
Other community, social and personal service activities	25	1	27	53
Private households with employed persons	5	16	0	21
Total	547	52	735	1,334

¹EICs - Employment Information Centres**Table 23 - Number of vacancies notified in the PRESS by industrial group and sex, May 2021**

Industrial group	Male	Female	Either male or female	Total
Agriculture, hunting, forestry and fishing	0	0	1	1
Manufacturing	0	0	33	33
<i>of which: Textile</i>	0	0	2	2
<i>Wearing apparel</i>	0	0	3	3
Construction	0	0	1	1
Wholesale & retail trade; repair of m/vehicles, motorcycles & personal & household goods	0	0	2	2
Hotels and restaurants	0	0	3	3
Transport, storage and communications	0	0	6	6
Financial intermediation	0	0	4	4
Real estate, renting and business activities	0	0	6	6
Education	0	0	38	38
Public administration and defence; compulsory social security	0	0	8	8
Total	0	0	102	102

Table 24 - Number of vacancies notified in the press and in EICs by industrial group and skill level, May 2021

Industrial group	Managers	Professionals	Technicians & associate professionals	Clerical support workers	Service workers & sales workers	Skilled agric., forestry & fishery workers	Craft & related trade workers	Plant & machine operators & assemblers	Elementary occupations	Total
Agriculture, hunting, forestry and fishing	0	0	0	5	2	105	45	41	37	235
Manufacturing	2	8	17	12	7	5	124	212	95	482
<i>of which Textile</i>	0	1	1	1	0	0	2	58	0	63
<i>Wearing apparel</i>	0	2	5	3	0	0	38	86	68	202
Construction	0	2	3	2	6	0	88	8	64	173
Wholesale & retail trade; repair of motor vehicles, motorcycles & personal and household goods	1	1	7	10	192	0	61	11	56	339
Hotels & restaurants	2	1	0	1	7	0	3	0	0	14
Transport, storage & communications	2	2	2	0	0	0	1	6	0	13
Financial intermediation	2	4	21	1	0	0	0	0	0	28
Real estate, renting and business activities	2	1	3	6	0	0	0	4	4	20
Information technology	0	0	1	0	3	0	0	0	0	4
Public administration and defence; compulsory social security	1	4	0	3	0	0	0	0	0	8
Education	3	25	4	2	2	0	0	0	2	38
Health and social work	0	0	3	0	2	0	0	0	3	8
Other community, social and personal service activities	0	0	0	27	0	0	14	0	12	53
Private households with employed persons	0	0	0	0	4	3	0	2	12	21
Total	15	48	61	69	225	113	336	284	285	1,436

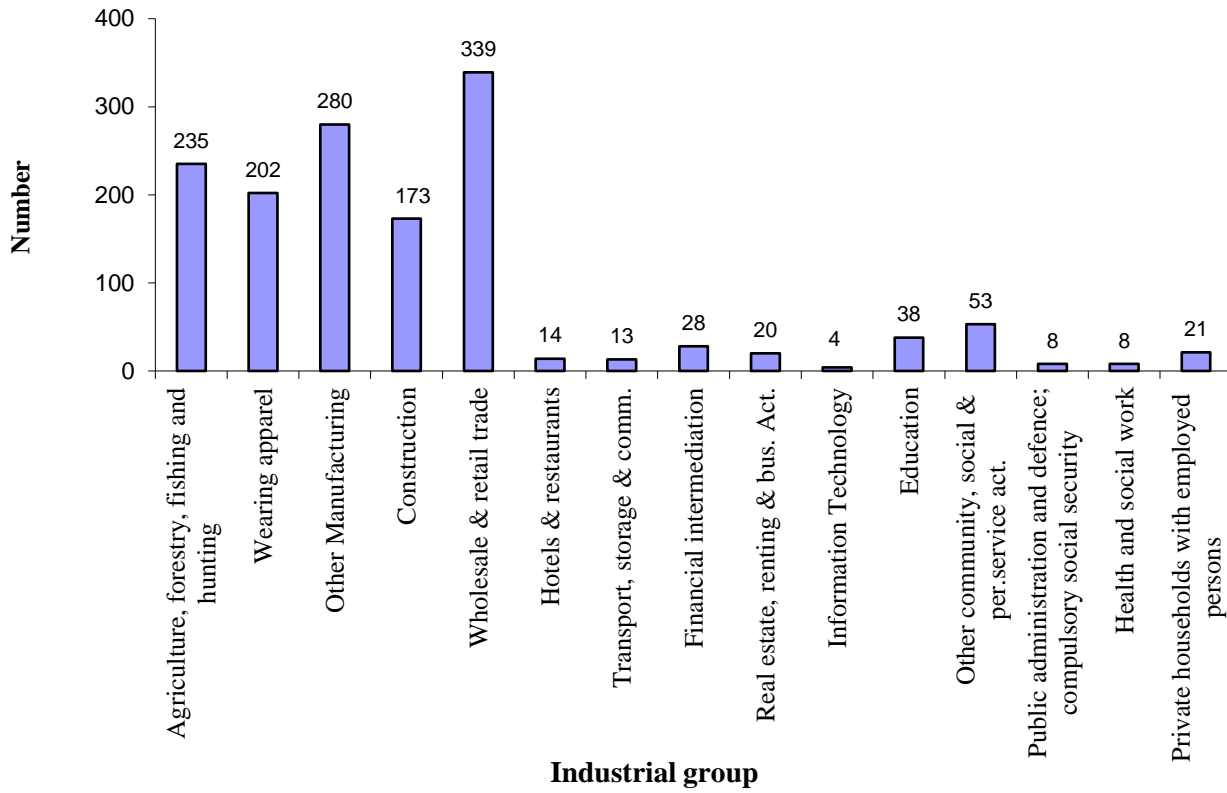
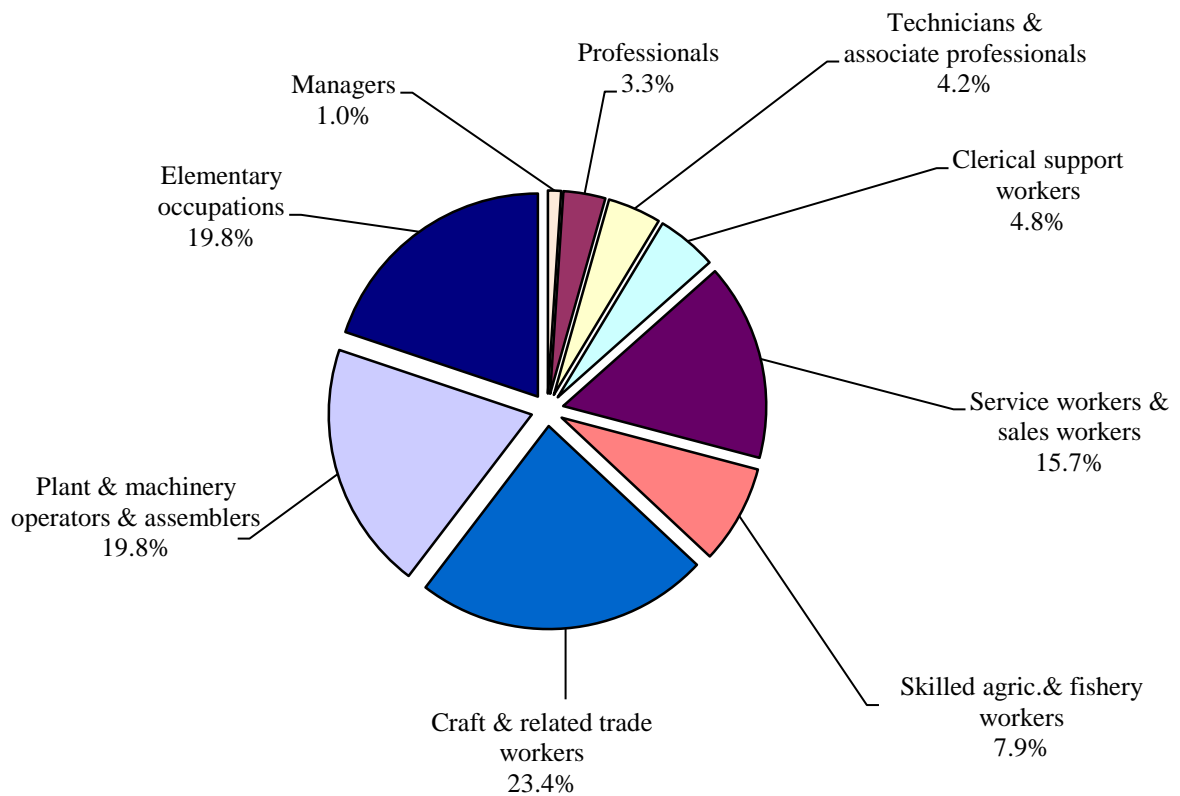
Figure 3 - Number of vacancies by industrial group, May 2021**Figure 4 - Distribution (%) of vacancies by skill level, May 2021**

Table 25 - Change in number of vacancies notified in the press and in EICs by industrial group, March to April - May 2021

Industrial group	March - April 2021	May 2021	Change
Agriculture, hunting, forestry & fishing	356	235	-121
Manufacturing	187	482	295
<i>of which: Textiles</i>	3	63	60
<i>Wearing apparel</i>	116	202	86
Construction	288	173	-115
Wholesale & retail trade; repair of motor vehicles, motorcycles, personal and household goods	38	339	301
Hotels & restaurants	19	14	-5
Transport, storage & communications	4	13	9
Financial intermediation	57	28	-29
Real estate, renting and business activities	14	20	6
Information technology	5	4	-1
Public administration and defence; compulsory social security	2	8	6
Education	1	38	37
Health & social work	6	8	2
Other community, social and personal service activities	0	53	53
Private households with employed persons	11	21	10
Total	988	1,436	448

Table 26 - Number of placements effected under the Youth Employment Programme by industrial group and sex, May 2021

Industrial group	Male	Female	Both sexes
Agriculture, Forestry and Fishing	0	1	1
Manufacturing	1	9	10
Construction	2	4	6
Wholesale and retail trade; repair of motor vehicles and motorcycles	1	6	7
Transportation and storage	0	1	1
Accommodation and food service activities	1	0	1
Information and communication	4	2	6
Financial and insurance activities	2	5	7
Real estate activities	0	3	3
Professional, scientific and technical activities	13	19	32
Administrative and support service activities	0	1	1
Education	0	1	1
Human health and social work activities	1	2	3
Arts, entertainment and recreation	0	1	1
Other service activities	0	2	2
Total	25	57	82

Table 27 - Result of submission of candidates to employers for job placement effected in May 2021

Employment Information Centre	Vacancies	Applicants referred to employers	Declined offer	Failed to report to employer	Not selected	Result not yet known	Number placed	Placements for previous vacancies
Triolet	98	113	0	0	97	0	16	0
Riviere du Rempart	79	230	0	20	65	130	15	0
Goodlands	144	254	67	95	71	5	16	0
Port Louis	250	25	0	0	5	0	20	0
Rose Hill	43	30	14	2	2	6	6	0
Quatre Bornes	250	132	0	0	123	0	9	0
Vacoas	115	277	0	0	249	7	21	0
Curepipe	52	305	21	2	235	30	17	0
Quartier Militaire	50	608	212	145	80	162	9	0
Flacq	135	189	0	0	88	80	21	0
Rose Belle	99	32	9	0	19	0	4	0
Riviere Des Anguilles	3	16	0	0	14	0	2	0
Mahebourg	16	42	28	0	6	0	8	0
Total	1,334	2,253	351	264	1,054	420	164	0
Vacancies in the Public Sector	5	139	0	0	0	139	0	0
Grand Total	1,339	2,392	351	264	1,054	559	164	0

Table 28 - Number of placements effected by industrial group, occupation and sex, May 2021

Industrial group	Occupation	Male	Female	Both sexes
Agriculture, forestry, fishing and hunting	Merchandiser, Clerk	1	0	1
	Gardener	1	0	1
	Garden and Horticultural Labourer	1	0	1
	Greenhouse Worker	3	10	13
	Poultry Farm Workers	1	0	1
	Sub Total	7	10	17
Manufacturing	Administrative Clerk	0	1	1
	Apprentice Pastry Maker	3	0	3
	Assembler, Electronic Precision	0	2	2
	Assistant Cook	0	1	1
	Building Maintenance Handyman	1	0	1
	Cake Decorator	0	1	1
	Cleaner	0	7	7
	Fork Lift Operator	1	0	1
	Glass Lens Polisher	2	1	3
	Helper	8	2	10
	Assistant Laboratory Technician	1	0	1
	Driver, Private Car	4	0	4
	Lorry Driver	3	0	3
	Machine Operator, Embroidery	0	1	1
	Machine Operator, Knitting	1	0	1
	Machine Operator, Precision	1	0	1
	Machine Operator, Sewing	0	3	3
	Packer, Hand	3	6	9
	Receptionist	0	2	2
	Sheet-Metal Worker, General	1	0	1
	Trainee Engineer	1	0	1
	Sub Total	30	27	57
Construction	Building Construction Labourer	9	0	9
	Electrician	1	0	1
	Mason	3	0	3
	Receptionist	0	1	1
	Plumber	1	0	1
	Welder	2	0	2
	Sub Total	16	1	17
Wholesale & retail trade; repair of motor vehicles, motorcycles& personal and household goods	Assembler	1	0	1
	Cashier	0	6	6
	Cleaner	0	1	1

Table 28 (cont'd) - Number of placements effected by industrial group, occupation and sex, May 2021

Industrial group	Occupation	Male	Female	Both sexes
Wholesale & retail trade; repair of motor vehicles, motorcycles& personal and household goods (Cont'd)	Cook	0	1	1
	Trainee Dispenser	0	3	3
	Driver	1	0	1
	Electrician, Motor Vehicle	1	0	1
	Helper	4	2	6
	Lorry Driver	2	0	2
	Plumbling Technician	2	0	2
	Receptionist	0	1	1
	Salesperson	0	5	5
	Security Guard	1	0	1
	Service Station Attendant	1	0	1
	Storekeeper	1	0	1
	Vehicle Loader	2	0	2
	Wheel Balancer and Aligner	1	0	1
	Sub Total	17	19	36
Hotels and restaurants	Security Guard	4	1	5
	Sub Total	4	1	5
Information Technology	Customer Service Clerk	0	1	1
	Software Engineer	5	0	5
	Sub Total	5	1	6
Financial intermediation	Administrative Secretary	0	1	1
	Sales Executive	0	1	1
	Sub Total	0	2	2
Real estate, renting and business services				0
	Accounts Clerk	1	0	1
	Cleaner	0	2	2
	Driver	1	0	1
	Hairdresser	0	1	1
	Helper	1	0	1
	Lorry Attendant	1	0	1
Real estate, renting and business services (Cont'd)	Refrigerator and Air Conditioning Technician	1	0	1
	Secretary	1	0	1
	Shop Assistant	2	0	2
	Sub Total	8	3	11
Human health and social work activities	Health Care Assistant	0	2	2
	Sub Total	0	2	2

Table 28 (cont'd) - Number of placements effected by industrial group, occupation and sex, May 2021

Industrial group	Occupation	Male	Female	Both sexes
Private households with employed persons	Carer	0	4	4
	Driver, Private Car	0	1	1
	Gardener	1	0	1
	Housemaid	0	5	5
	Sub Total	1	10	11
Total EIC¹		88	76	164
ESMO ² :				
(a) Public Sector		0	0	0
(b) Workfare Programme		11	7	18
(c) Magazine de L'Emploi et des Metiers		15	4	19
(d) Job Management System		3	0	3
(e) Youth Employment Programme		34	67	101
(f) Back to Work Programme		0	5	5
(g) Dual Training Programme		0	0	0
(h) Trainee Engineer Scheme		20	3	23
Total ESMO		83	86	169
Grand Total		171	162	333

¹ Employment Information Centres

² Employment Service Main Office

WORK PERMITS



Table 29 - Number of NEW work permits issued by industrial group, occupation & sex, May 2021

Industrial Group	Occupation	Male	Female	Both sexes
Construction	Barbender	1	0	1
	Building Construction Labourer	25	0	25
	Carpenter, General	2	0	2
	Concrete Shutterer	23	0	23
	Gas and Electric Welder, General	4	0	4
	General Manager, Construction	1	0	1
	Hand End Blade Machine Operator (Rolling Shutters)	1	0	1
	Labour Contractor	1	0	1
	Managing Supervisors in Construction	2	0	2
	Marble Setter	2	0	2
	Mason, General	7	0	7
	Pipe Layer	2	0	2
	Roller Shutter Fixer	1	0	1
	Safety Supervisor	1	0	1
	Site Manager	1	0	1
	Supervisor and Foreman, Building Construction	2	0	2
	Tile Setter	1	0	1
	Sub Total	77	0	77
Manufacturing	Machine Operator, Sewing	82	10	92
	Managing Supervisors in Manufacturing	1	0	1
	Mechanical Engineering Technician, General	1	0	1
	Sub Total	84	10	94
Other community, social and personal services	Jockey, Professional	2	0	2
	Sub Total	2	0	2
Real Estate, Renting and business activities	Machine Operator, Sewing	1	0	1
	Photographer, General	1	0	1
	Sub Total	2	0	2
Total		165	10	175

Table 30 - Number of work permits RENEWED by industrial group, occupation & sex, May 2021

Sector	Occupation	Male	Female	Both sexes
Agriculture, hunting, forestry and fishing	Field Crop Farmer, General	1	0	1
	Sub Total	1	0	1
Construction	Air Conditioner Installer	2	0	2
	Barbender	13	0	13
	Building and Related Electricians	3	0	3
	Building Construction Labourer	2	0	2
	Building Electrician	2	0	2
	Building Painter	1	0	1
	Cabinet Maker	4	0	4
	Carpenter, General	18	0	18
	Carpenters and Joiners	15	0	15
	Concrete Shutterer	34	0	34
	Construction Carpenter	7	0	7
	Cook, Indian Cuisine	3	0	3
	Crane Operator	2	0	2
	Electrical Engineering Technician General	1	0	1
	Electrician, General	1	0	1
	Gas and Electric Welder, General	5	0	5
	Interpreter	2	0	2
	Marble Setter	1	0	1
	Mason, General	129	0	129
	Mechanical Engineering Technician, General	2	0	2
	Pipe Layer	5	0	5
	Plasterer, General	1	0	1
	Plumber, General	7	0	7
	Site Supervisor	1	0	1
	Steel Fixer	2	0	2
	Stonemason, Construction	5	0	5
	Supervisor, Construction Labourers	1	0	1
	Tile Setter	13	0	13
	Sub Total	282	0	282
Wholesale & retail trade; repair of m/vehicles, motorcycles & personal & household goods	Executive Pastry Chef	3	0	3
	Glass Cutter	1	0	1
	Jeweller, General	1	0	1
	Machine Operator, Bakery Products	5	0	5
	Managing Director, Hotel	1	0	1

Table 30 (cont'd) - Number of work permits RENEWED by industrial group, occupation & sex, May 2021

Sector	Occupation	Male	Female	Both sexes
Wholesale & retail trade; repair of m/vehicles, motorcycles & personal & household goods (Cont'd)	Mechanic, Forklift	1	0	1
	Mechanic Tractor	1	0	1
	Mechanic, Heavy Vehicle	1	0	1
	Packer, Hand	2	0	2
	Painters, Decorators and Paper hangers	1	0	1
	Supervisor, Machine Operations, Panels	1	0	1
	Technician	1	0	1
	Watch and Clock Repairer	1	0	1
	Sub Total	20	0	20
Hotels and Restaurants	Cook, Domestic	1	0	1
	Cook, Hotel/Restaurant	5	0	5
	Cook, Indian cuisine	2	0	2
	Sub Total	8	0	8
Education	Lecturer, University	1	0	1
	Sub Total	1	0	1
Health and Social Work	Laboratory Technician, Chemical Laboratory	1	0	1
	Nursing Officer	11	7	18
	Oriental Language Teacher	1	0	1
	Sub Total	13	7	20
Manufacturing	Aluminium Fabricator	6	0	6
	Apprentice Mechanic, Precision Instruments	1	0	1
	Buffing and Polishing Machine Operator	6	0	6
	Cabinet Maker	3	0	3
	Cabinet Makers and Related Workers	1	0	1
	Carpenter, General	4	0	4
	Chemist, Quality Control	1	0	1
	Cook, Indian Cuisine	2	0	2
	Director	1	0	1
	Director, Production Manager	1	0	1
	Electronics Mechanic	1	0	1
	Factory Manager	1	0	1
	Fibre Glass Workers, NEC	1	0	1
	Fish Cutter	1	28	29
	Food and Beverage Technician	1	0	1

Table 30 (cont'd) - Number of work permits RENEWED by industrial group, occupation & sex, May 2021

Sector	Occupation	Male	Female	Both sexes
Manufacturing (Cont'd)	Gas and Electric Welder, General	2	0	2
	Gas Welder	1	0	1
	Graphic Artist	2	0	2
	Head Cook	1	0	1
	Information Architect & Business Development Consultant	1	0	1
	Jeweller, General	1	0	1
	Jewellery Polisher	2	0	2
	Lathe Operator	2	0	2
	Machine Operator Toilet Soap Manufacturing	3	0	3
	Machine Operator, Bakery Products	19	0	19
	Machine Operator, Meat Processing	1	0	1
	Machine Operator, Packing	2	0	2
	Machine Operator, Plastics Laminating	1	0	1
	Machine Operator, Sewing	349	157	506
	Machine Operator, Spinning, Thread and Yarn	2	0	2
	Machine Operator, Textile Printing	10	1	11
	Mechanical Engineer, General	1	0	1
	Mechanical Engineering Technician, General	1	0	1
	Offset Press Operator, Single unit	4	0	4
	Pastry Maker	2	0	2
	Production Engineering Technician	1	0	1
	Production Manager, Manufacturing	1	0	1
	Quality Controller, Textiles	1	0	1
	Recycling Machine Operator, Plastic	1	0	1
	Sheet-Metal Workers	1	0	1
	Spinner, Thread and Yarn	1	0	1
	Spraying Machine Operator	1	0	1
	Supervisor and Foreman, Diamond Cutting and Polishing ,and Jewellery and Precious Metal Working	3	0	3
	Supervisor and Foreman, Meat and Fish Preparation and Processing	1	0	1
	Surveyor's Technician	2	0	2
	Technical Assistant	1	0	1
	Trainer, Automobile Mechanic	1	0	1
	Trimmer	1	0	1
	Welder	2	0	2
	Wood Carver;Hand	1	0	1
	Sub Total	457	186	643
Other Community, Social and Personal Service	Building Painter	1	0	1

Table 30 (cont'd) - Number of work permits RENEWED by industrial group, occupation & sex, May 2021

Sector	Occupation	Male	Female	Both sexes
Other Community, Social and Personal Service (Cont'd)	Lecturer, University	1	0	1
	Machine Operator, Drying, Laundry	1	0	1
	Manager Project	1	0	1
	Religious Professionals	1	0	1
	Religious Worker, Non-Ordained	1	2	3
	Sculptor	9	0	9
	Sculptors, Painters and Related Workers	4	0	4
	Senior Administrators of Religious Organisations	13	2	15
	Warden, Wild Life	0	1	1
	Sub Total	32	5	37
Real Estate, Renting and Business Activities	Cooks	1	0	1
	Machine Operator, Sewing	0	0	0
	Photographer, General	0	0	0
	Tent Decorator	1	0	1
	Sub Total	2	0	2
Information Technology	Refrigeration and Airconditioning Plant and Equipment Mechanic	1	0	1
	Sub Total	1	0	1
Transport, Storage and Communication	Cable Worker, Electric Power, Underground Cables	1	0	1
	Electric Power Lineman	1	0	1
	Electrical Fitter, General	1	0	1
	Engineer Telecommunications	1	0	1
	Mechanical Engineer, Motors and Engines (Except Marine)	1	0	1
	Other Optical and Electronic Equipment Operators	1	0	1
	Telecommunication Technician	8	0	8
	Sub Total	14	0	14
Total		831	198	1029

Table 31 - Number of new work permits issued and renewed work permits by country of origin & sex, May 2021

Country	New			Renewed			Grand Total
	Male	Female	Both sexes	Male	Female	Both sexes	
Bangladesh	81	3	84	523	178	701	785
Brazil	1	0	1	0	0	0	1
Cameroon	0	0	0	1	0	1	1
China	15	1	16	14	0	14	30
Congo	0	0	0	1	0	1	1
France	0	0	0	2	4	6	6
German	1	0	1	0	0	0	1
India	62	0	62	229	8	237	299
Madagascar	1	0	1	39	1	40	41
Nepal	0	0	0	1	0	1	1
Seychelles	0	0	0	0	1	1	1
Sri Lanka	3	6	9	20	6	26	35
United Kingdom	1	0	1	1	0	1	2
Total	165	10	175	831	198	1,029	1,204

Figure 5 - Distribution (%) of new work permits & renewed work permits by country of origin, May 2021

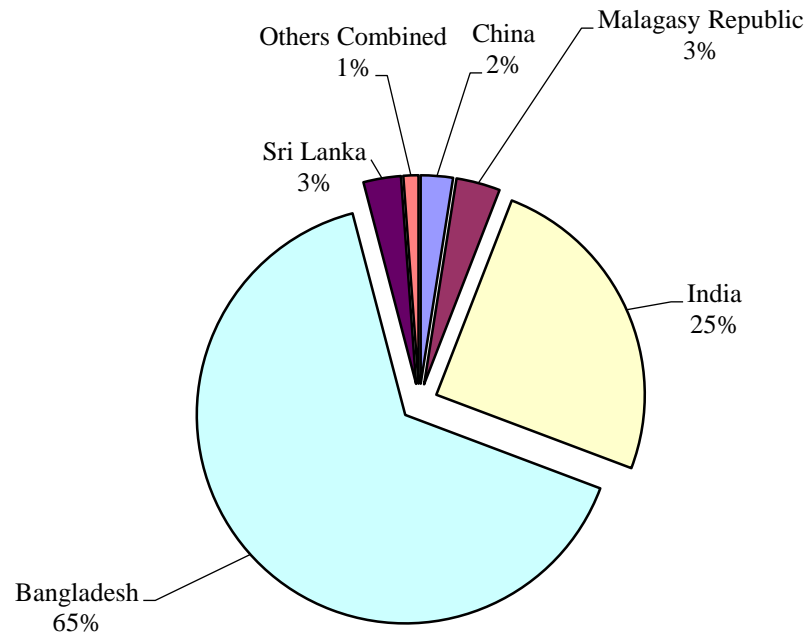


Figure 6 - Number of new work permits & renewed work permits by industrial group, May 2021

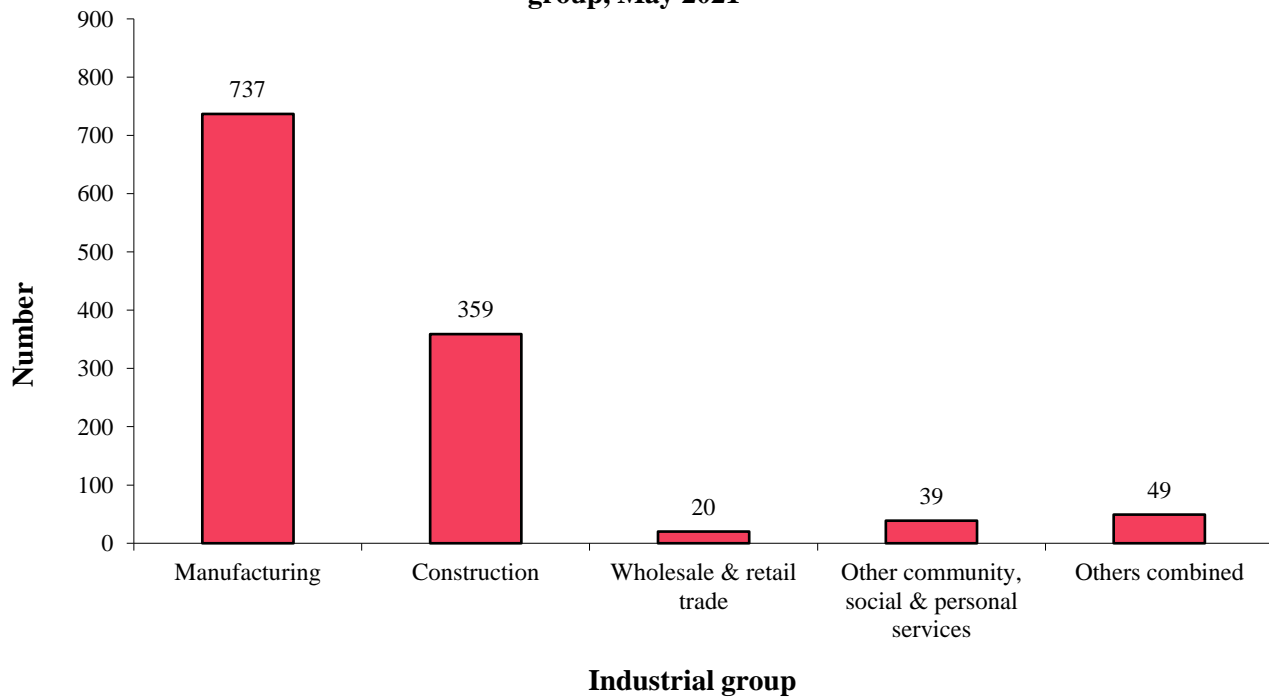


Table 32 - Number of new and renewed work permits by industrial group & sex, May 2021

Industrial group	New			Renewed			Total		
	Male	Female	Both sexes	Male	Female	Both sexes	Male	Female	Both sexes
Agriculture, Hunting And Forestry	0	0	0	1	0	1	1	0	1
Manufacturing	84	10	94	457	186	643	541	196	737
Construction	77	0	77	282	0	282	359	0	359
Wholesale And Retail Trade, Repair Of Motor Vehicles, Motorcycles And Personal And Household Goods	0	0	0	20	0	20	20	0	20
Hotels and Restaurants	0	0	0	8	0	8	8	0	8
Transport, Storage And Communications	0	0	0	14	0	14	14	0	14
Real Estate, Renting And Business Activities	2	0	2	2	0	2	4	0	4
Information Technology	0	0	0	1	0	1	1	0	1
Education	0	0	0	1	0	1	1	0	1
Health And Social Work	0	0	0	13	7	20	13	7	20
Other Community, Social And Personal Service	2	0	2	32	5	37	34	5	39
Total	165	10	175	831	198	1,029	996	208	1,204

Table 33 - Number of valid work permits and certificates of exemption by industrial group & sex, as at end of May 2021

Industrial group	Male	Female	Both sexes
Agriculture, Hunting And Forestry	538	9	547
Construction	11,829	34	11,863
Education	75	104	179
Electricity, Gas And Water Supply	31	0	31
Extra territorial Organisations and Bodies	25	19	44
Financial Intermediation	93	31	124
Fishing	146	0	146
Health And Social Work	149	89	238
Hotels And Restaurants	425	39	464
Information Technology	67	79	146
Manufacturing	18,040	5,901	23,941
Mining And Quarrying	3	0	3
Other Community, Social And Personal Service	759	150	909
Private Households With Employed Persons	5	18	23
Professional, Scientific and Technical Activities	71	1	72
Public Administration And Defence; Compulsory Social Security	131	14	145
Real Estate, Renting And Business Activities	276	15	291
Transport, Storage And Communications	195	40	235
Wholesale And Retail Trade, Repair Of Motor Vehicles, Motorcycles And Personal And Household Goods	1,919	23	1,942
Total	34,777	6,566	41,343

Table 34 - Number of valid work permits and certificates of exemption by country of origin & sex, as at end of May 2021

Country of origin	Male	Female	Both sexes
Argentina	1	0	1
Australia	19	0	19
Bangladesh	16,754	4,189	20,943
Belgium	4	2	6
Benin	2	0	2
Bhutan	0	2	2
Botswana	1	2	3
Brazil	4	1	5
Burkina Faso	4	1	5
Burundi	6	2	8
Cameroon	35	0	35
Canada	0	4	4
Chile	2	0	2
China, People's Republic of	1,526	385	1,911
China, Republic of (Taiwan)	8	2	10
Congo	3	6	9
Croatia	1	0	1
Cuba	1	0	1
Czech	1	1	2
Denmark	4	0	4
Djibouti	0	2	2
Holland	0	1	1
Egypt	6	0	6
Emirati	1	0	1
Ethiopia	6	0	6
Finland	14	15	29
France:	155	117	272
<i>Reunion</i>	2	1	3
Germany	5	4	9
Ghana	18	0	18
Greece	1	0	1
Guinea	5	0	5
Honduras	1	0	1
India	12,712	208	12,920
Indonesia	56	23	79
Iran	0	1	1
Ireland	1	1	2
Italy	13	4	17
Ivory Coast	33	1	34
Japan	8	4	12
Kenya	13	5	18
Korea, Republic of	26	0	26
Laos	0	1	1

Table 34 (cont'd) - Number of valid work permits and certificates of exemption by country of origin & sex, as at end of May 2021

Country of origin	Male	Female	Both sexes
Lebanon	0	1	1
Lithuania	0	1	1
Luxembourg	1	0	1
Macedonia	0	1	1
Malagasy Republic	2,426	1,054	3,480
Malaysia	0	1	1
Maldives	6	2	8
Mexico	1	0	1
Mongolia	2	0	2
Morocco	0	1	1
Mozambique	6	3	9
Nepal	4	0	4
Netherlands	276	3	279
New Zealand	1	1	2
Nigeria	1	0	1
Pakistan	34	0	34
Philippines	12	1	13
Poland	7	0	7
Portugal	5	3	8
Romania	1	0	1
Russia	11	7	18
Rwanda	2	2	4
Senegal	3	1	4
Serbia	3	0	3
Seychelles	7	2	9
Singapore	6	2	8
South Africa	50	18	68
South Korea	2	0	2
Spain	3	1	4
Sri Lanka	370	429	799
Swaziland	0	1	1
Switzerland	3	2	5
Syria	3	1	4
Tanzania	4	0	4
Thailand	11	4	15
Tunisia	1	2	3
Turkey	1	0	1
Uganda	1	5	6
Ukraine	1	5	6
United Kingdom	40	13	53
United States of America	9	8	17
Vietnam	1	2	3
Yemen	1	0	1

Table 34 (cont'd) - Number of valid work permits and certificates of exemption by country of origin & sex, as at end of May 2021

Country of origin	Male	Female	Both sexes
Zambia	2	0	2
Zimbabwe	9	5	14
Total	34,777	6,566	41,343

SECTION II



Section II - Rodrigues

1. Introduction

This section presents data on registered jobseekers for Rodrigues Island. The functioning of the Employment Information Centre in Rodrigues is similar to that in Mauritius.

2. Registered Unemployed

The number of registered unemployed as at the end of May 2021 was 3,612 (1,499 males and 2,113 females), while the number of registrants in employment amounted to 1,402 consisting of 711 males and 691 females (Table 1.1). 47% of the unemployed persons were aged between 16 and 29 years (Table 1.2).

Table 1.1 - Number of registered Unemployed and In Employment jobseekers by sex, as at end May 2021

Registered Jobseekers	Male	Female	Both sexes
Unemployed	1,499	2,113	3,612
In Employment	711	691	1,402
Total	2,210	2,804	5,014

Table 1.2 - Number of registered unemployed and in employment by sex and age group, as at end May 2021

Age group	Unemployed						In employment					
	Male		Female		Total		Male		Female		Total	
	Number	%	Number	%	Number	%	Number	%	Number	%	Number	%
16 - 29	669	45	1,031	49	1,700	47	331	47	323	47	654	47
30 - 39	425	28	744	35	1,169	32	235	33	279	40	514	37
40+	405	27	338	16	743	21	145	20	89	13	234	17
Total	1,499	100	2,113	100	3,612	100	711	100	691	100	1,402	100

The educational attainment of unemployed registrants was mainly in the category “Form I to V (including SC failed)” at 36%. Only 91 registrants had their Higher School Certificate. The length of unemployment of 15% of the registered unemployed was less than 2 years, and about 63% had been looking for work for 5 years or more. The average length of registration worked out to 4.0 years (Tables 1.3 and 1.4).

Table 1.3 - Registered unemployed jobseekers by qualification and sex, as at end of May 2021

Qualification	Male		Female		Total	
	Number	%	Number	%	Number	%
Education Nil + Std VI Failed	635	42	422	20	1,057	29
Standard VI Passed	210	14	222	11	432	12
Form I to V (including SC failed)	403	27	897	42	1,300	36
SC	198	13	475	22	673	19
HSC	40	3	51	2	91	3
Professional	13	1	46	2	59	2
Total	1,499	100	2,113	100	3,612	100

As regards previous work experience, 543 registrants had, in the past, worked or were qualified to work as “Craft & related trades workers”. The proportion of those who have never worked and did not possess any technical or professional qualifications is higher among female unemployed; 14% of the latter have never worked, compared to 4% of males unemployed (Table 1.5).

3. New registrants and re-registrants

For the month of May 2021, 30 new unemployed jobseekers have registered themselves consisting of 23 males and 7 females. The number of unemployed re-registrants and the number of unemployed jobseekers who reported for maintaining their registration are 45 (25 males and 20 females) and 1,143 (460 males and 683 females) respectively.

For in employment, there were 2 new registrants, 16 re-registrants and 479 registrants, in employment, who reported to the Employment Information Centres to maintain their registration; comprising 2, 11 and 244 males and 0, 5 and 235 females respectively (Table 1.6).

4. Registered unemployed with disabilities

Among the 3,612 unemployed registrants, there were 9 persons with disabilities who were looking for work comprising of 3 males and 6 females (Table 1.7).

Table 1.4 - Number of registered unemployed by qualification, length of registration, sex and age-group, Island of Rodrigues, as at end of May 2021

Qualification	Age-group Length of Registration	Male					Female					Both sexes				
		16 - 19	20 - 29	30 - 39	40+	Total	16 - 19	20 - 29	30 - 39	40+	Total	16 - 19	20 - 29	30 - 39	40+	Total
Education Nil +Std VI Failed	Less than 1 year	9	16	6	3	34	2	7	7	12	28	11	23	13	15	62
	1 yr but < 2 yrs	3	5	6	6	20	1	9	5	1	16	4	14	11	7	36
	2 yrs but < 3 yrs	0	5	10	4	19	0	7	11	10	28	0	12	21	14	47
	3 yrs but < 4 yrs	0	10	7	9	26	0	11	12	22	45	0	21	19	31	71
	4 yrs but < 5 yrs	0	9	12	11	32	0	4	14	12	30	0	13	26	23	62
	5 yrs and above	0	38	168	298	504	0	20	118	137	275	0	58	286	435	779
	Total	12	83	209	331	635	3	58	167	194	422	15	141	376	525	1,057
Standard VI (Passed)	Less than 1 year	8	10	1	0	19	4	4	3	1	12	12	14	4	1	31
	1 yr but < 2 yrs	2	6	0	1	9	1	5	0	1	7	3	11	0	2	16
	2 yrs but < 3 yrs	0	11	2	2	15	0	7	2	4	13	0	18	4	6	28
	3 yrs but < 4 yrs	0	12	0	1	13	0	17	3	2	22	0	29	3	3	35
	4 yrs but < 5 yrs	0	13	2	3	18	0	17	7	2	26	0	30	9	5	44
	5 yrs and above	0	52	59	25	136	0	58	44	40	142	0	110	103	65	278
	Total	10	104	64	32	210	5	108	59	50	222	15	212	123	82	432
Form I to V (including SC failed)	Less than 1 year	35	20	4	3	62	44	17	5	1	67	79	37	9	4	129
	1 yr but < 2 yrs	10	26	2	2	40	13	36	2	2	53	23	62	4	4	93
	2 yrs but < 3 yrs	0	44	3	2	49	1	59	6	1	67	1	103	9	3	116
	3 yrs but < 4 yrs	0	13	2	0	15	0	46	10	2	58	0	59	12	2	73
	4 yrs but < 5 yrs	0	24	10	0	34	0	44	20	4	68	0	68	30	4	102
	5 yrs and above	0	73	100	30	203	0	186	327	71	584	0	259	427	101	787
	Total	45	200	121	37	403	58	388	370	81	897	103	588	491	118	1,300

Table 1.4 (cont'd) - Number of registered unemployed by qualification, length of registration, gender and age group, Island of Rodrigues, as at end of May 2021

Qualification	Age-group Length of Registration	Male					Female					Both sexes				
		16 - 19	20 - 29	30 - 39	40+	Total	16 - 19	20 - 29	30 - 39	40+	Total	16 - 19	20 - 29	30 - 39	40+	Total
SC	Less than 1 year	11	14	0	1	26	25	20	1	1	47	36	34	1	2	73
	1 yr but < 2 yrs	6	35	0	0	41	11	25	1	0	37	17	60	1	0	78
	2 yrs but < 3 yrs	0	15	1	0	16	0	33	0	1	34	0	48	1	1	50
	3 yrs but < 4 yrs	0	23	1	0	24	0	31	2	0	33	0	54	3	0	57
	4 yrs but < 5 yrs	0	24	2	0	26	0	35	1	0	36	0	59	3	0	62
	5 yrs and above	0	41	20	4	65	0	145	134	9	288	0	186	154	13	353
	Total	17	152	24	5	198	36	289	139	11	475	53	441	163	16	673
HSC	Less than 1 year	1	7	0	0	8	0	10	0	0	10	1	17	0	0	18
	1 yr but < 2 yrs	0	10	0	0	10	1	3	0	0	4	1	13	0	0	14
	2 yrs but < 3 yrs	0	4	0	0	4	0	3	0	0	3	0	7	0	0	7
	3 yrs but < 4 yrs	0	1	0	0	1	0	9	0	0	9	0	10	0	0	10
	4 yrs but < 5 yrs	0	6	0	0	6	0	5	0	0	5	0	11	0	0	11
	5 yrs and above	0	10	1	0	11	0	17	3	0	20	0	27	4	0	31
	Total	1	38	1	0	40	1	47	3	0	51	2	85	4	0	91
Professional	Less than 1 year	0	0	0	0	0	0	6	1	0	7	0	6	1	0	7
	1 yr but < 2 yrs	0	0	0	0	0	0	2	0	0	2	0	2	0	0	2
	2 yrs but < 3 yrs	0	1	1	0	2	0	4	0	0	4	0	5	1	0	6
	3 yrs but < 4 yrs	0	2	0	0	2	0	3	0	0	3	0	5	0	0	5
	4 yrs but < 5 yrs	0	2	0	0	2	0	5	0	0	5	0	7	0	0	7
	5 yrs and above	0	2	5	0	7	0	18	5	2	25	0	20	10	2	32
	Total	0	7	6	0	13	0	38	6	2	46	0	45	12	2	59
Grand Total		85	584	425	405	1,499	103	928	744	338	2,113	188	1,512	1,169	743	3,612

Table 1.5 - Number of registered unemployed by occupational group and sex, Island of Rodrigues, as at end of May 2021

Occupational group	Male	Female	Both sexes
Managers	1	1	2
Professionals	11	21	32
Technicians & Associate Professionals	21	55	76
Clerical support workers	28	167	195
Service & sales workers	132	558	690
Skilled agricultural, forestry & fishery workers	151	59	210
Craft & related trades workers	327	216	543
Plant & machine operators & assemblers	87	59	146
Elementary occupations	681	690	1,371
New workers seeking employment	60	287	347
Total	1,499	2,113	3,612

Table 1.6 - Number of Unemployed and In Employment new registrants, re-registrants & those who reported for maintaining their registration by sex, Island of Rodrigues, May 2021

Type of registration	Unemployed			In Employment			Total		
	Male	Female	Both sexes	Male	Female	Both sexes	Male	Female	Both sexes
New Registration	23	7	30	2	0	2	25	7	32
Re-registration	25	20	45	11	5	16	36	25	61
Reported	460	683	1,143	244	235	479	704	918	1,622
Total	508	710	1,218	257	240	497	765	950	1,715

Table 1.7 - Number of registered unemployed with disabilities by nature of disability and sex, Island of Rodrigues, as at end of May 2021

Nature of disability	Male	Female	Both sexes
Abnormal movement of body parts	1	1	2
Deformation of body parts since birth	0	1	1
Disabled following surgical operation or illness	0	1	1
Epileptic	1	2	3
Partly blind	1	1	2
Total	3	6	9

GLOSSARY

Active Population or Labour Force - active population or labour force is made up of employed and unemployed population.

Activity Rate - activity rate is the ratio (%) of labour force to population aged 16+ (active and inactive population)

Back to Work Programme (BTWP) - a programme launched in June 2015, is meant for women above 35 years of age to enable them take up or resume employment. All women should register first as unemployed at the EIC before applying at BTWP.

Certificate of Exemption- the Employment (Non-Citizens) (Restriction) Exemptions Regulations 1970, stipulates that certain categories of expatriates are exempted from a work permit during his/her period of employment in Mauritius.

De-Registration - jobseekers who fail to maintain their registration during the month and consequently their applications are removed from the live register and placed in a dormant register.

Disability - any limitation to perform a daily life activity in a manner considered normal for persons of their age.

Dual Training Programme (DTP) - a programme launched in 2015 is a mix of practical on-the-job training and classroom studies. The main objective of the DTP is to address the problem of skills mismatch in the labour market and to ensure the availability of skilled manpower for employers.

Educational attainment - the highest level of education completed, whereas for persons attending school, it refers to the standard, form or course being attended.

Employment - employed population aged 16 years and above (16+) who have worked for pay, profit or family gain for at least one hour during the reference week of a month. It includes those who are temporarily absent from work for reasons such as leave with pay, leave without pay and temporary disorganisation of work (bad weather, breakdown of equipment, lack of order, etc.).

Employment Information Centres (EIC) - the thirteen public Employment Office found in Mauritius and one in Rodrigues where among others attention is being given to jobseekers.

Industrial Group - the national classification based on ISIC (International Industrial Classification of Economic Activities) Rev 3 of United Nations is the reference classification of productive activities. Its main purpose is to provide a set of activity categories that can be utilised for the collection and reporting of statistics according to such activities.

In-employment jobseekers at EIC - persons who are in some sort of employment and are in search of a well remunerated or secured job.

Inflation rate - inflation rate as measured by the Consumer Price Index (CPI) is the percentage change in the level of prices from one period to another. It is measured by comparing the average level of prices during a twelve-month period with the average level during the corresponding previous twelve-month period. The CPI is an indicator of changes over time in the general level of goods and services acquired by Mauritian consumers.

Jobseeker - Any citizen of Mauritius aged 16 years and above who is actively looking for employment and is available to work.

Job Management System - The website of the Employment Service, where employers and jobseekers interact freely. The website www.mauritiusjobs.govmu.org was launched in June 2014. Jobseekers register their Curriculum Vitae (CV) and apply for jobs; while employers input vacancies and search for candidates.

Labour migration - The movement of people from one country to another for employment in a better environment.

Live Register - the database of jobseekers who are registering at the Employment Service.

Magazine de L'Emploi et des Metiers - A television programme for broadcast of vacancies and information on the world of work. It also includes radio talk shows and debates on television relating to the labour market.

New registrant - a jobseeker who apply for registration for the first time at the Employment Service.

New and renewed work permit - Each time when enterprises initially apply for the work permit of foreign workers for the first time at the Ministry of Labour, Human Resource Development and Training and employ them for the first time, the work permit is considered as new. In case the

foreigners move from the actual enterprise for another enterprise, the valid work permit is cancelled and again a new work permit rather than renewed work permit is issued. But in case of expiry of the current work permit and the foreign worker is still working for the same enterprise, the work permit is renewed. Applications should be submitted two months prior to the expiry of the current work permit. Applications for renewal of work permits received after expiry of current work permits is not accepted

Occupational Group - the National Classification of Occupations 2009 (NCO-09) adopted from International Standards Classification of Occupations 2008 (ISCO-08) which is a document of the International Labour Organisation (ILO) and is a tool for organising jobs in a clearly defined set of groups and according to the specificity of the tasks and duties undertaken in the job.

Placement - the offer of a decent and remunerative job/internship to a jobseeker.

Public Sector - It comprises of organisations that are owned and operated by Government and exist to provide services for its citizens.

Real Gross Domestic Product (GDP) Growth Rate - the rate of change that GDP at basic prices (amount receivable by the producer exclusive of taxes and inclusive of subsidies on products) changes/grows from one year to another after removing price effect. GDP is the aggregate money value of all goods and services produced within a country out of economic activity during a specified period, usually a year, before provision for the consumption of fixed capital.

Registered unemployed and in-employment at EIC - Only those persons who actively and continuously maintain their registration at EIC are included as registered. The live register comprise of new registrants, re-registrants and those maintaining their registration.

Reported - jobseekers who are maintaining their names on the live register of the Employment Service.

Re-registrants - those who have ceased registration for a period not exceeding two years, and come back to be re-admitted on the live register. If the break is more than two years then the case will be considered as a new one.

Trainee Engineer Scheme – Government announced a special scheme in the Budget Programme 2016 – 2017. The scheme aimed at providing practical training for graduates in Engineering in order to enable them to qualify for registration with the Council of Registered Professional Engineers (CRPE) of Mauritius and to operate as full-fledged Engineers.

Unemployment (Continuous Multi-Purpose Household Survey) - unemployment population comprise all Mauritians aged 16+ who are not working but who are looking for work and are available for work during the reference period.

Unemployed registered jobseekers at EIC - jobseekers aged 16 years and above registered as unemployed at EIC who are without work, currently available for work and actively seeking for work limited to Mauritian citizen residing in Mauritius and Rodrigues Island.

Unemployment rate - unemployment rate is the ratio (%) of unemployment to labour force.


Vacancy - a position in an enterprise that is vacant and a call for suitable candidate is being made.

Valid work permit - The non-citizens (Employment Restriction) Act 1973, stipulates that a non-citizen shall not engage in any occupation in Mauritius for reward or profit or be employed in Mauritius unless there is in force in relation to him a valid permit and he engages in the occupation, or is employed in accordance with any condition which may be specified in the permit. The Act also stipulates that “no person shall have a non-citizen in his employment in Mauritius without there being in force a valid permit in relation to that employment.”

Work Permit - a legal document authorising a person under certain conditions to take employment in Mauritius.

Workfare Programme - The Workfare Programme (WP) was initiated by Government to protect laid off workers in the difficult phase of their lives by providing them financial relief and assistance in terms of job placement, training /re-skilling and starting up a business. It has been incorporated in the new Labour Laws under the Employment Rights Act 2008 and became effective following proclamation of the Act on 02 February 2009.

Youth Employment Programme (YEP) - a programme which started in 2013 for unemployed youth aged between 16 and 35 years and provides them with training and placement in an enterprise for an initial period of one year with the possibility of one additional year of placement with another enterprise. All youth should register first as unemployed at the EIC before applying at YEP.



EMPLOYMENT SERVICE MAIN OFFICE

11th Floor, Victoria House,
C/r St Louis & Barracks Streets,
Port-Louis

■ Mauritius Jobs
405 0129
<https://mauritiusjobs.govmu.org/>

■ Back To Work Programme
405 0120 / 405 0121
www.backtowork.mu

■ Dual Training Programme
405 0123
<https://mauritiusjobs.govmu.org/>

■ Youth Employment Programme
405 0111 / 36
405 0185 / 82
www.yep.mu

■ Labour Market Information System
405 0126 / 27
<https://mauritiusjobs.govmu.org/>

■ Trainee Engineer Scheme
405 0131 / 405 0122
<https://mauritiusjobs.govmu.org/>